



Measure S Program Update

Citizens' Oversight Committee
January 22, 2020

Dave Rivera, Assistant Superintendent/CBO
Scott Harvey, Senior Executive Director, Administrative Services
Rory Lorenzo, Bond Program Manager





Orange High School

"ONCE A PANTHER, ALWAYS A PANTHER"

Budget: Status Unchanged at \$52,338,588

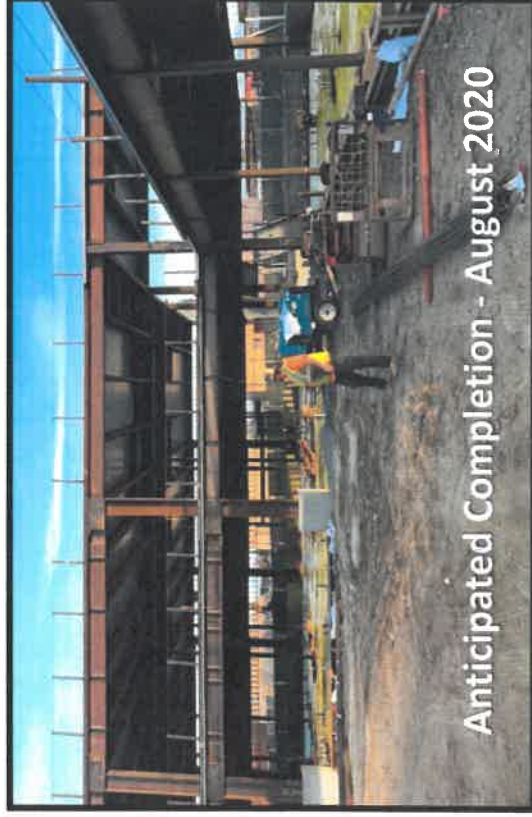
Schedule: Construction Underway –
Framing and Utilities

❖ Science Center-

❖ Contract: Pinner Construction - **\$26,109,000**

❖ Change Orders (1 total):

CO#1: \$77,284 (BA 12/19/19)



New STEM Building (42,300 sq. ft.)

- 12 Laboratory Room

- 1 General Classroom

- 2 Medically Fragile Classrooms





Orange High School

"ONCE A PANTHER, ALWAYS A PANTHER"

Budget: Status Unchanged at \$52,338,588

Schedule: Construction Underway





VILLA PARK HIGH SCHOOL

Budget: Status Unchanged at \$43,200,000

Schedule: Status Construction Underway -
Structural Steel/Underground Utilities



Anticipated Completion – November 2020

New STEM Building (47,136 sq. ft.)

- 12 Laboratory Rooms
- 2 General Classroom
- 2 Medically Fragile Classrooms

❖ Science Center:

Contract: Angeles Contractor - \$23,997,000


Change Orders (4 total & 1 Credit):

CO#1: \$2,806 (BA 3/14/19)

CO#2: \$8,127 Credit (BA 10/17/19)

CO#3: \$63,960 (BA 10/17/19)

CO#4: \$5,397 (BA 12/19/19)



Dec 19, 2019 at 2:26:05 PM



VILLA PARK HIGH SCHOOL

Budget: Status Unchanged at \$43,200,000

Schedule: Construction Underway





EL MODENA HIGH SCHOOL

Budget: Reduced to \$37,065,655

Schedule: Construction Underway –
Structural Steel

❖ Science Center:

Contract: Angeles Contractor - \$25,818,000

❖ ***NO CURRENT CHANGE ORDERS***



New STEM Building (42,501 sq. ft.)

- 12 Laboratory Rooms
- 1 General Classroom
- 2 Medically Fragile Classrooms





EL MODENA HIGH SCHOOL

Budget: Reduced to \$37,065,655

Schedule: Construction Underway





CANYON HIGH SCHOOL
HOME OF THE COMANCHES

Budget: Status Unchanged at \$69,500,000
Schedule: **Construction Underway - Interim**
Kitchen Complete/Electrical Infrastructure



New STEM Building (61,419 sq. ft.)

- 12 Laboratory Rooms
- 12 General Classrooms
- Student Services, Counseling & Administration
- New Food Services (Remodel of Admin. Bldg.)
- Infrastructure Upgrades

Contract: Swinerton Builders- \$38,400,000
❖ **NO CURRENT CHANGE ORDERS**






CANYON HIGH SCHOOL
HOME OF THE COMANCHES

Budget: Status Unchanged at \$69,500,000

Schedule: Construction Underway





PHASE II UPDATE (Updated Tentative Schedule)



Design Contracts Approved: July 25, 2019

- Schematic Design: October 2019 – January 2019
- Design Development: January 2020 – April 2020
- **PRESENTATION TO BOARD:** May/June 2020
- Construction Documents: June 2020 – September 2020
- DSA Review: September 2020 – February 2021
- Procurement: March 2021 – May 2021
- Construction: May 2021- May 2023





Questions?



ORANGE UNIFIED SCHOOL DISTRICT

Measure S Bond Program

December 2019 Monthly Progress Report



PERIOD COVERED:

December 1-31, 2019

FISCAL YEAR

FY 2019-2020

PROGRESS REPORT NO.

PR-030-1920-030

PREPARED BY:

CUMMING
Building Value Through Expertise



TABLE OF CONTENTS

1.0 Executive Summary

1.1 Program Summary

1.2 Program Highlights/Key Milestones

1.3 Look Ahead (next 90 days)

2.0 Project Status Report

Canyon HS – Science Center

El Modena HS – Science Center

Orange HS – Utility Infrastructure (Increment # 1)

Orange HS – Science Center (Increment # 2)

Villa Park HS – Interim Housing & Science Center

3.0 Financial Report

3.1 Project Cost Estimate

- Budget vs Actuals with Vendor details per High School

3.2 Cash Flow Projections

4.0 Program Schedule Summary

4.1 Phase I Schedule Summary

4.2 Phase II Schedule Summary



1.0 EXECUTIVE SUMMARY

1.1 Program Summary

Division of State Architects (DSA) approval to establish design criteria completed as follows:

- (Completed) October 24, 2019 - Villa Park HS New Parking and Drop Off (04-118521).
- (Completed) June 25, 2019 - Orange HS Custom Tensile Fabric Shade Structures (04-118351)
- (Completed) May 2, 2019 - Canyon HS Interim Modular Kitchen (04-118418)
- (Completed) January 31, 2019 - Canyon HS Science Center (04-117300)
- (Completed) November 6, 2018 - El Modena HS Science Center (04-117098)
- (Completed) August 16, 2018 - Villa Park HS Science Center (04-117022)
- (Completed) July 12, 2018 - Orange HS Science Center (Increment # 2) (04-116859)
- (Completed) April 10, 2018 - Orange HS Increment # 1 (Satellite Kitchen) (04-116673.2)
- (Completed) March 1, 2018 - Orange HS Increment #1 (Infrastructure Upgrades, Move Relocatable Buildings, Bus Drop-Off, Restroom Renovation Project) (04-116673.1)
- (Completed) February 7, 2018 - Villa Park HS Interim Housing (DSA Application #04-116788)

Construction started / completed, as follows:

- (Construction Start - June 15, 2018 / **completed June 28, 2019** – Orange HS Site Infrastructure (Increment #1)
- (Construction Start) June 12, 2019 – Canyon HS Science Center
- (Construction Start) April 2, 2019 – El Modena HS Science Center
- (Construction Start) February 18, 2019 – Orange HS Science Center (Increment #2)
- (Construction Start) January 7, 2019 – Villa Park HS (Interim Housing and Science Center)

1.2 Program Highlights/Key Milestones

Phase II Measure S Bond Project Development Update:

- As of 12/31/19 the schematic design meetings are being held with each of the Architectural teams and school staff.
 - The architectural contracts for each high school have completed review with Architects and are being issued.

California Environmental Quality Act (CEQA) Compliance Achieved (as required by law):

- Villa Park HS – Notice of Exemption (Board approved on 9/20/18).
- Canyon HS – Notice of Exemption (Board approved on 7/26/18).
- Orange HS – Notice of Exemption (Board approved on 3/8/18).
- El Modena HS – Notice of Exemption (Board approved on 3/8/18).



Project Achievements:

- On 12/19/19, the Board approved contract Change Order # 1 in the amount of: \$77,283.04, at Orange HS Science Center project for Pinner Construction Inc. This change order is comprised of eight (8) proposed change orders (PCO): 01, 02, 03, 12, 13, 24, 46 and 49 reflecting; 0.3% of the 10% (\$2,610,900) change order contingency. The total change in contract being recommended for approval is: \$77,283.04.
 - Increases the Total contract price; \$26,186,283.04.
 - The total change order percentage to date reflects; 0.3%, which is within the 10% change order contingency for this project.
- On 12/19/19, the Board approved contract amendment # 2 for LPA Architects, design architect at the Villa Park HS Interim Housing & Science Center project, to provide extended construction administration services, to reflect the awarded general contract baseline project duration. LPA submitted a fee proposal of \$140,272.50, for a new contract total of \$2,461,630.50.
- On 12/19/19, the Board approved contract Change Order # 4 in the amount of: \$5,396.99, at Villa Park HS IH & Science Center project for Angeles Contractor Inc. (ACI). This change order is comprised of proposed change order (PCO): 18, reflecting; 0.27% of the 10% (\$2,399,700) change order contingency. The total change in contract being recommended for approval is: \$64,035.58.
 - Increases the Total contract price; \$24,061,035.58.
 - The total change order percentage to date reflects; 0.27%, which is within the 10% change order contingency for this project.
- At the Annual Organizational Meeting held the Orange Unified School District Board of Education regular session on December 19, 2019, the Board reorganized officers for 2020 as follows;
 - John Ortega, President
 - Kathryn A. Moffat, Vice-President
 - Brenda Lebsack, Clerk
 - Alexia Deligianni-Brydges, Ed. D
 - Kris Erickson
 - Rick Ledesma
 - Andrea Yamasaki



1.3 Look Ahead (next 90 days)

Board of Education Agenda

January 16th-

Proposed Amendment #6 for Harley Ellis Devereaux in the amount of \$5,445 for the redesign of one transformer elevation in the new utility yard to meet SCE standards. The contract total, inclusive of previously authorized Amendments 1-5, will increase from \$2,078,822 to \$2,084,267.

Proposed contract in the amount of \$12,000 with audit firm Nigro & Nigro to conduct performance audits of Measure construction projects in accordance with Government Auditing Standards and as required by Education Code section 41024 to ensure that school facility program funds have been appropriately spent according to State guidelines.

Program Wide

- Orange HS Science Center – Continue with the setting of steel for the decks, routing utility lines and laying out HVAC ductwork on the new science center building.
- Orange HS Science Center – Continue with the schematic design on the approved Phase II scope of work.
- Orange HS Science Center – Finalize the approved selected vendor for the Furniture, Fixture and Equipment (FF & E) list to be used for this new science center.
- El Modena HS Science Center – Continue the site excavation and trenching continue within the new science center building footprint, grade beams, columns and steel construction..
- El Modena HS Science Center – Continue with the schematic design on the approved Phase II scope of work.
- El Modena HS Science Center – Finalize the approved selected vendor for the Furniture, Fixture and Equipment (FF & E) list to be used for this new science center.
- Villa Park HS Interim Housing & Science Center – Continue with the schematic design on the approved Phase II scope of work.
- Villa Park HS Interim Housing & Science Center – Continue the excavation, footings, foundations and steel erection construction of the new science center.
- Villa Park HS Interim Housing – Complete the DSA application (04-116788), project close out of the nine portable classrooms and one portable restroom at Villa Park HS Interim Housing. A



DSA 301P Notification of requirement was submitted to extend the initial DSA 301N was filed and issued on August 6th, 2019, for the A#04-116788 for Villa Park HS Interim Housing, to cover the DSA A#04-118521 (new parking drop off and traffic) is constructed, due to the drop off zone code requirement.

- Villa Park HS Interim Housing & Science Center – Continue with the negotiation of the allowance price with the current general contractor, Angeles Contracting, for the new parking and drop off zone project 04-118521.
- Villa Park HS Interim Housing & Science Center – Finalize the approved selected vendor for the Furniture, Fixture and Equipment (FF & E) list to be used for this new science center.
- Canyon HS Science Center – Continue the temporary interim kitchen prep and site excavation and trenching continue within the new science center building footprint.
- Canyon HS Science Center – Continue with the schematic design on the approved Phase II scope of work.
- Canyon HS Science Center – Complete full installation the new kitchen equipment and kitchen shelving, tables and countertops, for the interim modular kitchen, for acceptance of use by the school. Should be ready for use by January 27, 2020, based on contractor's revised schedule.
- Canyon HS Science Center – Finalize the approved selected vendor for the Furniture, Fixture and Equipment (FF & E) list to be used for this new science center.



2.0 PROJECT STATUS REPORT



Canyon High School
New STEM Building

CANYON HIGH SCHOOL



Orange High School Science Center





CANYON HIGH SCHOOL
HOME OF THE COMANCHES



CANYON HS SCIENCE CENTER

- | | |
|---|---|
| <ul style="list-style-type: none"> ✓ 12 Laboratory Rooms ✓ 12 General Classrooms ✓ Student Services ✓ New Food Services | <ul style="list-style-type: none"> ✓ New Multi-Purpose Room Entry ✓ Parking Lot Improvements ✓ Infrastructure Upgrade and Improvements ✓ Landscape Improvements |
|---|---|

Project Update (**Construction**):

- As of 12/31/19, the temporary interim kitchen prep and site excavation and trenching continue within the new science center building footprint.
- As of 12/31/19, the new Interim Kitchen should be ready for use by January 27, 2020, based on Swinerton's revised schedule.
- As of 12/31/19, to keep construction moving, the following construction directive(s) (CD) were issued;
 - CD # 15 for a not-to-exceed (NTE) price of \$74,369 to install two 4" conduits from AT&T vault to new vault corner of bldg. 400. (part of Allowance category # 03).
 - CD # 14 for a not-to-exceed (NTE) price of \$4,300 to provide labor and material for RFI # 08. (part of Allowance category # 03).
 - CD # 13 for a not-to-exceed (NTE) price of \$5,000 to accelerate work on footings and block wall to avoid weather expected delays. (part of Allowance category # 03).
- As of 12/20/19, processing payment applications # 6 (November) reflecting 15% paid overall completion, reflecting 134 days elapsed.

[See Construction Photo's below:](#)



Left to right: Trenching for electrical service yard, Interim kitchen sinks in place including serving line outside, Vertical framing and conduits for the electrical service yard.



EL MODENA HS SCIENCE CENTER

- ✓ 12 Laboratory Rooms
- ✓ 1 General Classrooms
- ✓ 2 Medically Fragile Classrooms

- ✓ Relocation of Campus MDF
- ✓ Technology & Utility Upgrade
- ✓ Landscape Improvements

Project Update (**Construction**):

- As of 12/31/19, the site excavation and trenching continue within the new science center building footprint, grade beams, columns and steel construction.
- As of 12/20/19, to keep construction moving, the following construction directive (CD) was issued;
 - CD # 15 for a not-to-exceed (NTE) price of \$17,386 for removal of four dead pine trees near the amphitheater.
- As of 12/17/19, processing payment application # 7 (November) reflecting 19.7% paid overall completion, reflecting 93 days elapsed.

[See Construction Photo's below:](#)



Left to right: Steel delivery as well as being placed and set, grading and compacting, masonry wall being assembled, steel roof decking put in place.



ORANGE HS SCIENCE CENTER

- ✓ 12 Laboratory Rooms
- ✓ 1 General Classrooms

- ✓ New Panther Pavilion Plaza
- ✓ 2 Medically Fragile Classrooms

Project Update Increment # 2 – Science Center (**Construction**):

- As of 12/31/19, Pinner is setting steel for the decks, routing utility lines and laying out HVAC ductwork on the new science center building.
- As of 12/31/19 the recovery schedule submission from Pinner is proceeding with the final review of outstanding change orders and allowances so the revised schedule can be established.
 - The date of August 2, 2020 will be established under change order # 01, to be recommended at the 12/19/19 Board of Trustee's meeting.
 - Balfour Beatty is continuing to work with Pinner on negotiating the outstanding proposed change orders and allowances (approximately 45% completed).
- As of 12/31/19, Continuing to process the substantial completion of the Custom Tensile Fabric Shade Structure (04-118351) at Orange HS.
 - Reviewing the installation of the fabric for maintenance purposes.
- As of 12/18/19, to keep construction moving, the following construction directive (CD) was issued;
 - CD # 24 for a not-to-exceed (NTE) price of \$3,500 to repair and relocate irrigation lines that interfere with storm drain.
- As of 12/27/19, processing payment application # 10 (November), reflecting 34.2% paid overall completion, reflecting 181 days elapsed.

See Construction Photo's below:



Left to right: Setting steel roof decking with rails and overhang, excavation of main street through campus to Walnut, preparing for conduit interior run and slab pour.



VILLA PARK HIGH SCHOOL

SCHOOL OF EXCELLENCE



VILLA PARK HS SCIENCE CENTER

- ✓ 12 Laboratory Rooms
- ✓ 2 General Classrooms
- ✓ 2 Medically Fragile Classrooms

- ✓ Demolish existing building 300
- ✓ Install 10 New Portable Buildings

Project Update (**Construction**):

- As of 12/31/19, Angeles is continuing with steel erection with beam footing and foundation work on the new science center building.
- As of 12/20/19, to keep construction moving, the following construction directive (CD) was issued;
 - CD # 28 for a not-to-exceed (NTE) price of \$77,000 to add new drop off zone improvements; three signal poles, one controller and video detection.
 - CD # 27 for a not-to-exceed (NTE) price of \$26,000 to cut, cap and dispose of existing transite pipe in conflict with existing water line serving bldg. 300.
- As of 12/03/19, A DSA 301P Notification of requirement was submitted to extend the initial DSA 301N was filed and issued on August 6th, 2019, for the A#04-116788 for Villa Park HS Interim Housing, to cover the DSA A#04-118521 (new parking drop off and traffic) is constructed, due to the drop off zone code requirement. DSA granted an initial extension until November 26, 2019, on the Interim Housing project close out of the nine portable classrooms and one portable restroom at Villa Park HS Interim Housing (04-116788). which was due to be closed without certification on October 5, 2019 (based on the 60-day timeframe).
- As of 11/26/19, processing payment application # 8 (October) reflecting 21% paid overall completion, reflecting 145 days elapsed.

See Construction Photo's below:



Left to right: Column foundations and grade beams being set after the concrete pour, trenching for underground conduit runs with vertical risers, Vertical wall structural steel beams in place.



3.0 FINANCIAL REPORT

3.1 Project Cost Estimate SUMMARY

Measure S Bond Program
Financial Report for December 2019

QSS Data thru 12/31/2019

	Budget	Contracted to Date	Expended to Date	Quarterly Expense Oct '19 - Dec '19	% Expended
PROGRAM					
Phase 1 - HS Science Center	\$207,845,399	\$151,608,120	\$46,959,066	\$12,158,135	22.59%
Phase 2	\$83,758,504	\$1,301,718	\$586,856	\$1,520	0.70%
TOTAL	\$291,603,903	\$152,909,839	\$47,545,922	\$12,159,655	16.30%
Canyon High School					
Phase 1 - HS Science Center	\$69,500,000	\$48,359,575	\$9,732,029	\$3,800,525	14.00%
Phase 2	\$3,766,281	\$799,029	\$91,529	\$0	2.43%
TOTAL	\$73,266,281	\$49,158,604	\$9,823,558	\$3,800,525	13.41%
El Modena High School					
Phase 1 - HS Science Center	\$40,756,811	\$32,064,998	\$7,938,094	\$2,524,297	19.48%
Phase 2	\$32,016,186	\$134,289	\$132,289	\$0	0.41%
TOTAL	\$72,772,997	\$32,199,287	\$8,070,383	\$2,524,297	11.09%
Orange High School					
Phase 1 - HS Science Center	\$52,388,588	\$40,071,426	\$19,642,781	\$3,754,541	37.49%
Phase 2	\$20,477,375	\$208,025	\$203,663	\$0	0.99%
TOTAL	\$72,865,963	\$40,279,452	\$19,846,444	\$3,754,541	27.24%
Villa Park High School					
Phase 1 - HS Science Center	\$45,200,000	\$31,112,121	\$9,646,161	\$2,078,772	21.34%
Phase 2	\$27,498,662	\$160,375	\$159,375	\$1,520	0.58%
TOTAL	\$72,698,662	\$31,272,496	\$9,805,536	\$2,080,292	13.49%

3.1 Project Cost Estimates



Measure S Bond Program

Financial Report for December 2019

Budget vs Actuals - By School and Budget Category with Vendor Detail

QSS Data thru 12/31/2019

	Budget	Contracted to Date	Expended to Date	Quarterly Expense Oct '19 - Dec '19	% Expended
Canyon High School					
390-9520 Canyon HS Science Center (DSA 04-117300)					
1. Design Cost					
1.01 Architect					
UNCOMMITTED	\$21,720	\$0	\$0	\$0	
GKKWORKS CANNON DESIGN	\$3,113,930	\$3,113,930	\$2,509,512	\$9,763	80.59%
LIONAKIS (Program Master Specifications)	\$14,058	\$14,058	\$14,058	\$0	100.00%
	\$3,149,708	\$3,127,988	\$2,523,570	\$9,763	80.12%
2. Construction Cost					
2.01 Construction - Science Center					
UNCOMMITTED	\$550,991	\$0	\$0	\$0	
ACCO ENGINEERED SYSTEMS INC	\$159,986	\$159,986	\$128,188	\$128,188	80.13%
CITY OF ANAHEIM - ELECTRICAL ENGINEERING DIV	\$91,340	\$91,340	\$91,340	\$0	100.00%
SWINERTON BUILDERS	\$37,385,469	\$37,385,469	\$3,561,054	\$2,308,309	9.53%
	\$38,187,786	\$37,636,795	\$3,780,583	\$2,436,497	9.90%
3. Program and Construction Management					
3.01 Program Management Fees					
UNCOMMITTED	\$1,501,191	\$0	\$0	\$0	
CUMMING CONSTRUCTION MGMT INC	\$911,296	\$2,200,957	\$660,750	\$132,934	72.51%
	\$2,412,486	\$2,200,957	\$660,750	\$132,934	27.39%
3.02 Construction Management Fees					
UNCOMMITTED	\$1,469,713	\$0	\$0	\$0	
CORDOBA CORPORATION	\$74,438	\$74,438	\$32,264	\$19,649	43.34%
GAFCON INC	\$1,516,569	\$2,435,801	\$1,067,936	\$275,735	70.42%
	\$3,060,719	\$2,510,238	\$1,100,199	\$295,383	35.95%
4. Construction Support Costs					
4.01 Rental					
UNCOMMITTED	\$1	\$0	\$0	\$0	
	\$1	\$0	\$0	\$0	0.00%
4.02 Title, Environmental, Stormwater Management					
UNCOMMITTED	\$59,466	\$0	\$0	\$0	
CHICAGO TITLE COMPANY	\$750	\$750	\$750	\$0	100.00%
CITY OF ANAHEIM	\$2,000	\$2,000	\$2,000	\$0	100.00%
CITY OF ANAHEIM - WATER	\$695	\$695	\$695	\$0	100.00%
COUNTY OF ORANGE - ENVIRONMENTAL HEALTH	\$1,615	\$1,615	\$1,615	\$0	100.00%
ENVIRONMENTAL AUDIT INC	\$50,800	\$50,800	\$21,375	\$0	42.08%
OUSD COST OF INTEREST DISTRIBUTION	\$1	\$1	\$1	\$0	100.00%



Measure S Bond Program

Financial Report for December 2019

Budget vs Actuals - By School and Budget Category with Vendor Detail

QSS Data thru 12/31/2019

	Budget	Contracted to Date	Expended to Date	Quarterly Expense Oct '19 - Dec '19	% Expended
4.03 Commissioning	\$115,327	\$55,861	\$26,436	\$0	22.92%
UNCOMMITTED	\$9,841	\$0	\$0	\$0	
P2S ENGINEERING INC	\$49,202	\$49,202	\$20,220	\$4,956	41.10%
	\$59,043	\$49,202	\$20,220	\$4,956	34.25%
4.04 Builders Risk Insurance					
UNCOMMITTED	\$0	\$0	\$0	\$0	
	\$0	\$0	\$0	\$0	
4.05 DSA Review Fees					
UNCOMMITTED	\$86,663	\$0	\$0	\$0	
DIVISION OF STATE ARCHITECT	\$504,370	\$504,370	\$504,370	\$0	100.00%
	\$591,033	\$504,370	\$504,370	\$0	85.34%
4.06 Postage, Printing & Advertising					
UNCOMMITTED	\$59,830	\$0	\$0	\$0	
AMERICAN REPROGRAPHICS CO LLC	\$13,561	\$13,561	\$10,099	\$586	74.47%
SOUTHERN CALIFORNIA NEWS GROUP	\$2,605	\$2,605	\$2,605	\$0	100.00%
	\$75,997	\$16,167	\$12,705	\$586	16.72%
4.07 DSA Inspection					
UNCOMMITTED	\$139,851	\$0	\$0	\$0	
KNOWLAND CONSTRUCTION SERVICES	\$454,016	\$454,016	\$11,968	\$11,968	2.64%
	\$593,867	\$454,016	\$11,968	\$11,968	2.02%
4.08 DSA Construction Phase Testing					
UNCOMMITTED	\$462,291	\$0	\$0	\$0	
AMERICAN ENGINEERING LABORATORIES INC	\$185,580	\$185,580	\$0	\$0	0.00%
	\$647,871	\$185,580	\$0	\$0	0.00%
4.09 Relocation					
UNCOMMITTED	\$25,000	\$0	\$0	\$0	
	\$25,000	\$0	\$0	\$0	0.00%
4.10 Labor Compliance					
UNCOMMITTED	\$47,498	\$0	\$0	\$0	
	\$47,498	\$0	\$0	\$0	0.00%
4.11 Preliminary Testing (Hazmat, Topo Survey, Geo					
UNCOMMITTED	\$561,128	\$0	\$0	\$0	
C BELOW SUBSURFACE IMAGING (Subsurface Investigation)	\$8,445	\$8,445	\$8,445	\$0	100.00%
CALIFORNIA GEOLOGICAL SURVEY (Geology and Seismology Review)	\$3,600	\$3,600	\$3,600	\$0	100.00%
ENVIRONMENTAL NETWORK CORPORATION	\$20,210	\$20,210	\$0	\$0	0.00%
HARRINGTON GEOTECHNICAL ENGINEERING INC (Geotechnical Soils Investigation)	\$13,500	\$13,500	\$13,500	\$0	100.00%
PROVENCER, GEORGE (dba PROVO ENGINEERING)	\$720	\$720	\$720	\$0	100.00%
RMA GROUP (dba SITSCAN)	\$26,103	\$26,103	\$26,103	\$0	100.00%
XICOTENCATL ENRIQUE SALAZAR (Topographical Survey)	\$20,100	\$20,100	\$20,100	\$0	100.00%



Measure S Bond Program
Financial Report for December 2019
Budget vs Actuals - By School and Budget Category with Vendor Detail

QSS Data thru 12/31/2019

	Budget	Contracted to Date	Expended to Date	Quarterly Expense Oct '19 - Dec '19	% Expended
4.12 Utility Connection Fees (with Local Permittin	\$653,806	\$92,678	\$72,468	\$0	11.08%
UNCOMMITTED	\$187,546	\$0	\$0	\$0	
SOUTHERN CALIFORNIA GAS CO	\$2,445	\$2,445	\$2,445	\$2,445	100.00%
	\$189,991	\$2,445	\$2,445	\$2,445	1.29%
4.13 FF&E (Laboratory Tables and Chairs, other)					
UNCOMMITTED	\$666,227	\$0	\$0	\$0	
	\$666,227	\$0	\$0	\$0	0.00%
4.14 Legal Counsel					
UNCOMMITTED	\$94,996	\$0	\$0	\$0	
	\$94,996	\$0	\$0	\$0	0.00%
5. Contingency					
5.01 Construction Contingency					
UNCOMMITTED	\$3,840,000	\$0	\$0	\$0	
	\$3,840,000	\$0	\$0	\$0	0.00%
5.02 Project Contingency					
UNCOMMITTED	\$12,861,855	\$0	\$0	\$0	
	\$12,861,855	\$0	\$0	\$0	0.00%
Total 390-9520 Canyon HS Science Center (DSA 04-117300)	\$67,273,210	\$46,836,296	\$8,715,714	\$2,894,532	12.96%
390-9520 Canyon HS Unallocated Funds F21					
4. Construction Support Costs					
4.15 Miscellaneous Fees					
UNCOMMITTED	\$0	\$0	\$0	\$0	
OUSD COST OF INTEREST DISTRIBUTION	\$36,936	\$36,936	\$36,936	\$0	100.00%
	\$36,936	\$36,936	\$36,936	\$0	100.00%
5. Program Reserve					
5.03 Interest Earned - Reserve					
UNCOMMITTED	\$1,229,345	\$0	\$0	\$0	
	\$1,229,345	\$0	\$0	\$0	0.00%
Total 390-9520 Canyon HS Unallocated Funds F21	\$1,266,281	\$36,936	\$36,936	\$0	2.92%
390-0000 Canyon HS IP Surveillance Camera and Systems					
1. FF&E (IP Surveillance Camera)					
\$5000+ New Equipment					
UNCOMMITTED	\$0	\$0	\$0	\$0	
CDW GOVERNMENT INC (Parts for IP Camera Systems)	\$29,337	\$29,337	\$29,337	\$0	100.00%



Measure S Bond Program
Financial Report for December 2019
Budget vs Actuals - By School and Budget Category with Vendor Detail

QSS Data thru 12/31/2019

	Budget	Contracted to Date	Expended to Date	Quarterly Expense Oct '19 - Dec '19	% Expended
DIGITAL NETWORKS GROUP INC (F/I IP Camera Software)	\$7,093	\$7,093	\$7,093	\$0	100.00%
INTER-PACIFIC INC (Install IP Based Surveillance Camera System)	\$18,163	\$18,163	\$18,163	\$0	100.00%
	\$54,593	\$54,593	\$54,593	\$0	100.00%
Total 390-0000 Canyon HS IP Surveillance Camera and Systems	\$54,593	\$54,593	\$54,593	\$0	100.00%
390-9520 Canyon HS Interim Kitchen (DSA 04-118418)					
1. Design Cost					
1.01 Architect					
UNCOMMITTED	\$0	\$0	\$0	\$0	
GKKWORKS CANNON DESIGN	\$119,620	\$119,620	\$2,550	\$2,550	2.13%
	\$119,620	\$119,620	\$2,550	\$2,550	2.13%
2. Construction Cost					
2.01 Construction					
UNCOMMITTED	\$10	\$0	\$0	\$0	
E.R.E.S. ENTERPRISES INC DBA ECONOMY RESTAURANT EQUIP	\$49,721	\$49,721	\$49,721	\$49,721	100.00%
SWINERTON BUILDERS	\$1,014,531	\$1,014,531	\$751,169	\$728,850	74.04%
THE DICKLER CORPORATION DBA CHEFS TOYS	\$109,449	\$109,449	\$84,254	\$84,254	76.98%
	\$1,173,711	\$1,173,702	\$885,144	\$862,825	75.41%
4. Construction Support Costs					
4.01 Rental					
UNCOMMITTED	\$0	\$0	\$0	\$0	
ELITE MODULAR LEASING & SALES INC	\$131,733	\$131,733	\$82,229	\$0	62.42%
	\$131,733	\$131,733	\$82,229	\$0	62.42%
4.02 Title, Environmental, Stormwater Management					
UNCOMMITTED	\$0	\$0	\$0	\$0	
	\$0	\$0	\$0	\$0	
4.03 Commissioning					
UNCOMMITTED	\$0	\$0	\$0	\$0	
	\$0	\$0	\$0	\$0	
4.04 Builders Risk Insurance					
UNCOMMITTED	\$0	\$0	\$0	\$0	
	\$0	\$0	\$0	\$0	
4.05 DSA Review Fees					
UNCOMMITTED	\$0	\$0	\$0	\$0	
DIVISION OF STATE ARCHITECT	\$5,775	\$5,775	\$5,775	\$0	100.00%
	\$5,775	\$5,775	\$5,775	\$0	100.00%
4.06 Postage, Printing & Advertising					



Measure S Bond Program
Financial Report for December 2019
Budget vs Actuals - By School and Budget Category with Vendor Detail

QSS Data thru 12/31/2019

	Budget	Contracted to Date	Expended to Date	Quarterly Expense Oct '19 - Dec '19	% Expended
UNCOMMITTED	\$0	\$0	\$0	\$0	
	\$0	\$0	\$0	\$0	
4.07 DSA Inspection					
UNCOMMITTED	\$0	\$0	\$0	\$0	
KNOWLAND CONSTRUCTION SERVICES	\$71,104	\$71,104	\$28,160	\$28,160	39.60%
	\$71,104	\$71,104	\$28,160	\$28,160	39.60%
4.08 DSA Construction Phase Testing					
UNCOMMITTED	\$0	\$0	\$0	\$0	
AMERICAN ENGINEERING LABORATORIES INC	\$17,100	\$17,100	\$8,548	\$8,548	49.99%
	\$17,100	\$17,100	\$8,548	\$8,548	49.99%
4.09 Relocation Services (Charged to District)					
UNCOMMITTED	\$0	\$0	\$0	\$0	
	\$0	\$0	\$0	\$0	
4.10 Labor Compliance					
UNCOMMITTED	\$0	\$0	\$0	\$0	
	\$0	\$0	\$0	\$0	
4.11 Preliminary Testing (Hazmat, Topo, Geo etc)					
UNCOMMITTED	\$0	\$0	\$0	\$0	
ENVIRONMENTAL NETWORK CORPORATION	\$4,245	\$4,245	\$3,910	\$3,910	92.10%
	\$4,245	\$4,245	\$3,910	\$3,910	92.10%
Total 390-9520 Canyon HS Interim Kitchen (DSA 04-118418)	\$1,523,289	\$1,523,279	\$1,016,315	\$905,993	66.72%
390-9520 Canyon HS Phase II Planning and Design					
1. Design Cost					
1.01 Architect-Engineering Fees					
UNCOMMITTED	\$620,000	\$0	\$0	\$0	
GKKWORKS CANNON DESIGN	\$43,500	\$663,500	\$0	\$0	0.00%
	\$663,500	\$663,500	\$0	\$0	0.00%
1.02 AE Design Contingency					
UNCOMMITTED	\$44,000	\$0	\$0	\$0	
GKKWORKS CANNON DESIGN	\$0	\$44,000	\$0	\$0	
	\$44,000	\$44,000	\$0	\$0	0.00%
Total 390-9520 Canyon HS Phase II Planning and Design	\$707,500	\$707,500	\$0	\$0	0.00%
390-TBD Canyon HS Science Center Unallocated Funds F22					
1. Unallocated Bond Funds					
1.01 Unbudgeted Bond Funds					
UNCOMMITTED	\$703,502	\$0	\$0	\$0	



Measure S Bond Program
Financial Report for December 2019
Budget vs Actuals - By School and Budget Category with Vendor Detail

QSS Data thru 12/31/2019

	Budget	Contracted to Date	Expended to Date	Quarterly Expense Oct '19 - Dec '19	% Expended
	\$703,502	\$0	\$0	\$0	0.00%
Total 390-TBD Canyon HS Science Center Unallocated Funds F22	\$703,502	\$0	\$0	\$0	0.00%
390-TBD Canyon HS Unallocated Funds F22					
1. Unallocated Bond Funds					
1.01 Unbudgeted Bond Funds					
UNCOMMITTED	\$1,737,907	\$0	\$0	\$0	
	\$1,737,907	\$0	\$0	\$0	0.00%
Total 390-TBD Canyon HS Unallocated Funds F22	\$1,737,907	\$0	\$0	\$0	0.00%
Canyon High School	\$73,266,281	\$49,158,604	\$9,823,558	\$3,800,525	13.41%
El Modena High School					
391-0000 El Modena HS IP Surveillance Camera and Systems					
1. FF&E (IP Surveillance Camera)					
5000+ New Equipment					
UNCOMMITTED	\$0	\$0	\$0	\$0	
CDW GOVERNMENT INC (Parts for IP Camera Systems)	\$39,388	\$39,388	\$39,388	\$0	100.00%
DIGITAL NETWORKS GROUP INC (F/I IP Camera Software)	\$11,719	\$11,719	\$11,719	\$0	100.00%
INTER-PACIFIC INC (Install IP Based Surveillance Camera System)	\$30,073	\$30,073	\$30,073	\$0	100.00%
	\$81,179	\$81,179	\$81,179	\$0	100.00%
2. Contingency					
2.01 Project Contingency					
UNCOMMITTED	\$0	\$0	\$0	\$0	
	\$0	\$0	\$0	\$0	
Total 391-0000 El Modena HS IP Surveillance Camera and Systems	\$81,179	\$81,179	\$81,179	\$0	100.00%
391-9520 El Modena HS Phase II Planning and Design					
1. Design Cost					
1.01 Architect					
UNCOMMITTED	\$625	\$0	\$0	\$0	
HARLEY ELLIS DEVEREAUX	\$30,560	\$30,560	\$28,560	\$0	93.46%
	\$31,185	\$30,560	\$28,560	\$0	91.58%
5. Contingency					



Measure S Bond Program
Financial Report for December 2019
Budget vs Actuals - By School and Budget Category with Vendor Detail

QSS Data thru 12/31/2019

	Budget	Contracted to Date	Expended to Date	Quarterly Expense Oct '19 - Dec '19	% Expended
5.01 Construction Contingency					
UNCOMMITTED	\$0	\$0	\$0	\$0	
	\$0	\$0	\$0	\$0	
5.02 Project Contingency					
UNCOMMITTED	\$1,799,375	\$0	\$0	\$0	
	\$1,799,375	\$0	\$0	\$0	0.00%
Total 391-9520 El Modena HS Phase II Planning and Design	\$1,830,560	\$30,560	\$28,560	\$0	1.56%
391-9520 El Modena HS Science Center (DSA 04-117098)					
1. Design Cost					
1.01 Architect					
UNCOMMITTED	\$79,340	\$0	\$0	\$0	
HARLEY ELLIS DEVEREAUX	\$1,954,014	\$2,033,354	\$1,575,018	\$96,895	80.60%
LIONAKIS (Program Master Specifications)	\$14,059	\$14,059	\$14,059	\$0	100.00%
	\$2,047,413	\$2,047,413	\$1,589,077	\$96,895	77.61%
2. Construction Cost					
2.01 Construction - Science Center					
UNCOMMITTED	\$56,979	\$0	\$0	\$0	
ACCO ENGINEERED SYSTEMS INC	\$355,544	\$355,544	\$0	\$0	0.00%
ANGELES CONTRACTOR, INC	\$25,818,000	\$25,818,000	\$4,307,808	\$2,088,206	16.69%
FAIR PLAY SCOREBOARDS	\$17,694	\$17,694	\$0	\$0	0.00%
	\$26,248,217	\$26,191,238	\$4,307,808	\$2,088,206	16.41%
3. Program and Construction Management					
3.01 Program Management Fees					
UNCOMMITTED	\$404,276	\$0	\$0	\$0	
CUMMING CONSTRUCTION MGMT INC	\$622,509	\$1,026,785	\$489,440	\$66,467	78.62%
	\$1,026,785	\$1,026,785	\$489,440	\$66,467	47.67%
3.02 Construction Management Fees					
UNCOMMITTED	\$337,187	\$0	\$0	\$0	
ARCADIS U.S. INC	\$1,449,615	\$1,687,554	\$972,009	\$151,920	67.05%
CORDOBA CORPORATION	\$74,438	\$74,438	\$35,526	\$19,939	47.73%
	\$1,861,240	\$1,761,991	\$1,007,535	\$171,859	54.13%
4. Construction Support Costs					
4.01 Rental					
UNCOMMITTED	\$0	\$0	\$0	\$0	
	\$0	\$0	\$0	\$0	
4.02 Title, Environmental, Stormwater Management					



Measure S Bond Program
Financial Report for December 2019
Budget vs Actuals - By School and Budget Category with Vendor Detail

QSS Data thru 12/31/2019

	Budget	Contracted to Date	Expended to Date	Quarterly Expense Oct '19 - Dec '19	% Expended
UNCOMMITTED	\$84,517	\$0	\$0	\$0	
CHICAGO TITLE COMPANY	\$1,500	\$1,500	\$1,500	\$0	100.00%
CITY OF ORANGE (PUBLIC WORKS)	\$71	\$71	\$71	\$0	100.00%
CITY OF ORANGE (WATER DIVISION)	\$16,048	\$16,048	\$16,048	\$0	100.00%
ENVIRONMENTAL AUDIT INC	\$10,950	\$10,950	\$8,548	\$0	78.06%
OUSD COST OF INTEREST DISTRIBUTION	\$1	\$1	\$1	\$0	100.00%
	\$113,087	\$28,570	\$26,167	\$0	23.14%
4.03 Commissioning					
UNCOMMITTED	\$0	\$0	\$0	\$0	
P2S ENGINEERING INC	\$30,558	\$30,558	\$19,891	\$6,300	65.09%
	\$30,558	\$30,558	\$19,891	\$6,300	65.09%
4.04 Builders Risk Insurance					
UNCOMMITTED	\$0	\$0	\$0	\$0	
	\$0	\$0	\$0	\$0	
4.05 DSA Review Fees					
UNCOMMITTED	\$184,379	\$0	\$0	\$0	
DIVISION OF STATE ARCHITECT	\$306,338	\$306,338	\$306,338	\$0	100.00%
	\$490,717	\$306,338	\$306,338	\$0	62.43%
4.06 Postage, Printing & Advertising					
UNCOMMITTED	\$27,496	\$0	\$0	\$0	
AMERICAN REPROGRAPHICS CO LLC	\$19,648	\$19,648	\$15,648	\$0	79.64%
SOUTHERN CALIFORNIA NEWS GROUP	\$2,024	\$2,024	\$2,024	\$0	100.00%
	\$49,168	\$21,672	\$17,672	\$0	35.94%
4.07 DSA Inspection					
UNCOMMITTED	\$191,367	\$0	\$0	\$0	
BPI INSPECTION SERVICE	\$238,850	\$238,850	\$49,130	\$29,070	20.57%
	\$430,217	\$238,850	\$49,130	\$29,070	11.42%
4.08 DSA Construction Phase Testing					
UNCOMMITTED	\$106,934	\$0	\$0	\$0	
KOURY ENGINEERING & TESTING INC (Geotechnical Engineering)	\$323,283	\$323,283	\$40,358	\$35,730	12.48%
	\$430,217	\$323,283	\$40,358	\$35,730	9.38%
4.09 Relocation					
UNCOMMITTED	\$0	\$0	\$0	\$0	
	\$0	\$0	\$0	\$0	
4.10 Labor Compliance					
UNCOMMITTED	\$61,460	\$0	\$0	\$0	
	\$61,460	\$0	\$0	\$0	0.00%
4.11 Preliminary Testing (Hazmat, Topo Survey, Geo					
UNCOMMITTED	\$402,824	\$0	\$0	\$0	
ALLEGIAN FIRE PROTECTION INC	\$525	\$525	\$525	\$0	100.00%



Measure S Bond Program
Financial Report for December 2019
Budget vs Actuals - By School and Budget Category with Vendor Detail

QSS Data thru 12/31/2019

	Budget	Contracted to Date	Expended to Date	Quarterly Expense Oct '19 - Dec '19	% Expended
CALIFORNIA GEOLOGICAL SURVEY (Geology and Seismology Review)	\$3,600	\$3,600	\$3,600	\$0	100.00%
ENVIRONMENTAL NETWORK CORPORATION	\$3,412	\$3,412	\$0	\$0	0.00%
HARLEY ELLIS DEVEREAUX	\$14,908	\$14,908	\$14,908	\$0	100.00%
NINYO & MOORE	\$29,981	\$29,981	\$29,771	\$29,771	99.30%
PCA ARBORISTS & CONSULTANTS INC	\$1,569	\$1,569	\$1,569	\$0	100.00%
THE CONVERSE PROFESSIONAL GROUP (Soils Investigation)	\$30,640	\$30,640	\$30,640	\$0	100.00%
	\$487,459	\$84,635	\$81,013	\$29,771	16.62%
4.12 Utility Connection Fees (with Local Permittin					
UNCOMMITTED	\$119,254	\$0	\$0	\$0	
SOUTHERN CALIFORNIA EDISON	\$3,665	\$3,665	\$3,665	\$0	100.00%
	\$122,919	\$3,665	\$3,665	\$0	2.98%
4.13 FF&E (Laboratory Tables and Chairs, other)					
UNCOMMITTED	\$983,354	\$0	\$0	\$0	
	\$983,354	\$0	\$0	\$0	0.00%
4.14 Legal Counsel					
UNCOMMITTED	\$61,460	\$0	\$0	\$0	
	\$61,460	\$0	\$0	\$0	0.00%
4.15 Miscellaneous Fees					
UNCOMMITTED	\$0	\$0	\$0	\$0	
	\$0	\$0	\$0	\$0	
5. Contingency					
5.01 Construction Contingency					
UNCOMMITTED	\$2,581,800	\$0	\$0	\$0	
	\$2,581,800	\$0	\$0	\$0	0.00%
5.02 Project Contingency					
UNCOMMITTED	\$1,906,750	\$0	\$0	\$0	
ARCADIS U.S. INC	\$0	\$0	\$0	\$0	
	\$1,906,750	\$0	\$0	\$0	0.00%
Total 391-9520 El Modena HS Science Center (DSA 04-117098)	\$38,932,821	\$32,064,998	\$7,938,094	\$2,524,297	20.39%
391-TBD El Modena HS Science Center Unallocated Funds F22					
1. Unallocated Bond Funds					
1.01 Unbudgeted Bond Funds					
UNCOMMITTED	\$1,823,990	\$0	\$0	\$0	
	\$1,823,990	\$0	\$0	\$0	0.00%
Total 391-TBD El Modena HS Science Center Unallocated Funds F22	\$1,823,990	\$0	\$0	\$0	0.00%



Measure S Bond Program
Financial Report for December 2019
Budget vs Actuals - By School and Budget Category with Vendor Detail

QSS Data thru 12/31/2019

	Budget	Contracted to Date	Expended to Date	Quarterly Expense Oct '19 - Dec '19	% Expended
391-9520 El Modena HS Unallocated Funds F21					
4. Construction Support Costs					
4.15 Miscellaneous Fees					
UNCOMMITTED	\$0	\$0	\$0	\$0	
OUSD COST OF INTEREST DISTRIBUTION	\$22,550	\$22,550	\$22,550	\$0	100.00%
	\$22,550	\$22,550	\$22,550	\$0	100.00%
5. Program Reserve					
5.03 Interest Earned - Reserve					
UNCOMMITTED	\$750,447	\$0	\$0	\$0	
	\$750,447	\$0	\$0	\$0	0.00%
Total 391-9520 El Modena HS Unallocated Funds F21	\$772,997	\$22,550	\$22,550	\$0	2.92%
391-TBD El Modena HS Unallocated Funds F22					
1. Unallocated Bond Funds					
1.01 Unbudgeted Bond Funds					
UNCOMMITTED	\$29,331,450	\$0	\$0	\$0	
	\$29,331,450	\$0	\$0	\$0	0.00%
Total 391-TBD El Modena HS Unallocated Funds F22	\$29,331,450	\$0	\$0	\$0	0.00%
El Modena High School	\$72,772,997	\$32,199,287	\$8,070,383	\$2,524,297	11.09%
Orange High School					
392-0000 Orange HS IP Surveillance Camera and Systems					
1. FF&E (IP Surveillance Camera)					
\$5000+ New Equipment					
UNCOMMITTED	\$0	\$0	\$0	\$0	
CDW GOVERNMENT INC (Parts for IP Camera Systems)	\$53,662	\$53,662	\$53,662	\$0	100.00%
DIGITAL NETWORKS GROUP INC (F/I IP Camera Software)	\$13,569	\$13,569	\$13,569	\$0	100.00%
INTER-PACIFIC INC (Install IP Based Surveillance Camera System)	\$34,837	\$34,837	\$34,837	\$0	100.00%
	\$102,068	\$102,068	\$102,068	\$0	100.00%
Total 392-0000 Orange HS IP Surveillance Camera and Systems	\$102,068	\$102,068	\$102,068	\$0	100.00%
392-9520 Orange HS Science Bldg (DSA 04-116859)					
1. Design Cost					
1.01 Architect					
UNCOMMITTED	\$563	\$0	\$0	\$0	



Measure S Bond Program
Financial Report for December 2019
Budget vs Actuals - By School and Budget Category with Vendor Detail

QSS Data thru 12/31/2019

	Budget	Contracted to Date	Expended to Date	Quarterly Expense Oct '19 - Dec '19	% Expended
LIONAKIS (Program Master Specifications)	\$1,871,513	\$1,871,513	\$1,482,385	\$0	79.21%
	\$1,872,076	\$1,871,513	\$1,482,385	\$0	79.18%
2. Construction Cost					
2.01 Construction - Science Center					
UNCOMMITTED	\$0	\$0	\$0	\$0	
ACCO ENGINEERED SYSTEMS INC	\$62,883	\$62,883	\$51,675	\$0	82.18%
CITY OF ORANGE (PUBLIC WORKS)	\$2,000	\$2,000	\$2,000	\$0	100.00%
GIANNELLI ELECTRIC INC	\$39,198	\$39,198	\$39,198	\$0	100.00%
GRUETT TREE CO INC (Removal of Trees)	\$7,625	\$7,625	\$7,625	\$0	100.00%
INTEGRATED DEMOLITION AND REMEDIATION (Abatement and Demolition)	\$44,800	\$44,800	\$44,800	\$0	100.00%
J & A FENCE (Custodial Storage Fencing)	\$6,885	\$6,885	\$6,885	\$0	100.00%
KYA SERVICES LLC (Install Carpet)	\$0	\$0	\$0	\$0	
OLESH, KEITH (Termite Services)	\$1,500	\$1,500	\$1,500	\$0	100.00%
PINNER CONSTRUCTION	\$25,982,984	\$25,982,984	\$7,618,951	\$3,188,772	29.32%
SOUTHERN CALIFORNIA NEWS GROUP	\$0	\$0	\$0	\$0	
TIME & ALARM SYSTEMS	\$3,100	\$3,100	\$3,100	\$0	100.00%
TRIMARK RAYGAL LLC	\$0	\$0	\$0	\$0	
UNIVERSAL ASPHALT CO (Remove and Patch Asphalt)	\$6,830	\$6,830	\$6,830	\$0	100.00%
VORTEX INDUSTRIES, INC.	\$6,804	\$6,804	\$6,804	\$0	100.00%
	\$26,164,609	\$26,164,608	\$7,789,368	\$3,188,772	29.77%
3. Program and Construction Management					
3.01 Program Management Fees					
UNCOMMITTED	\$589,297	\$0	\$0	\$0	
CUMMING CONSTRUCTION MGMT INC	\$749,191	\$1,338,488	\$566,774	\$92,315	75.65%
	\$1,338,488	\$1,338,488	\$566,774	\$92,315	42.34%
3.02 Construction Management Fees					
UNCOMMITTED	\$1	\$0	\$0	\$0	
BALFOUR BEATTY CONSTRUCTION	\$1,657,500	\$1,657,501	\$1,340,287	\$276,567	80.86%
CORDOBA CORPORATION	\$74,438	\$74,438	\$31,219	\$20,054	41.94%
	\$1,731,938	\$1,731,938	\$1,371,506	\$296,621	79.19%
4. Construction Support Costs					
4.01 Rental					
UNCOMMITTED	\$0	\$0	\$0	\$0	
	\$0	\$0	\$0	\$0	
4.02 Title, Environmental, Stormwater Management					
UNCOMMITTED	\$94,772	\$0	\$0	\$0	
CHICAGO TITLE COMPANY	\$1,500	\$1,500	\$1,500	\$0	100.00%



Measure S Bond Program
Financial Report for December 2019
Budget vs Actuals - By School and Budget Category with Vendor Detail

QSS Data thru 12/31/2019

	Budget	Contracted to Date	Expended to Date	Quarterly Expense Oct '19 - Dec '19	% Expended
OUSD COST OF INTEREST DISTRIBUTION	\$1	\$1	\$1	\$0	100.00%
PLACEWORKS INC	\$52,231	\$52,231	\$52,231	\$0	100.00%
STATE WATER RESOURCES CONTROL BOARD (SWRCB)	\$726	\$726	\$726	\$0	100.00%
	\$149,230	\$54,458	\$54,458	\$0	36.49%
4.03 Commissioning					
UNCOMMITTED	\$0	\$0	\$0	\$0	
P2S ENGINEERING INC	\$30,585	\$30,585	\$21,864	\$7,430	71.49%
	\$30,585	\$30,585	\$21,864	\$7,430	71.49%
4.04 Builders Risk Insurance					
UNCOMMITTED	\$0	\$0	\$0	\$0	
	\$0	\$0	\$0	\$0	
4.05 DSA Review Fees					
UNCOMMITTED	\$172,987	\$0	\$0	\$0	
DIVISION OF STATE ARCHITECT	\$252,750	\$252,750	\$252,750	\$0	100.00%
OUSD REVOLVING CASH	\$500	\$500	\$500	\$0	100.00%
	\$426,237	\$253,250	\$253,250	\$0	59.42%
4.06 Postage, Printing & Advertising					
UNCOMMITTED	\$36,302	\$0	\$0	\$0	
AMERICAN REPROGRAPHICS CO LLC	\$11,807	\$11,807	\$8,403	\$172	71.17%
SOUTHERN CALIFORNIA NEWS GROUP	\$8,518	\$8,518	\$8,518	\$0	100.00%
	\$56,626	\$20,325	\$16,920	\$172	29.88%
4.07 DSA Inspection					
UNCOMMITTED	\$145,585	\$0	\$0	\$0	
KNOWLAND CONSTRUCTION SERVICES	\$293,319	\$293,319	\$133,806	\$58,116	45.62%
	\$438,904	\$293,319	\$133,806	\$58,116	30.49%
4.08 DSA Construction Phase Testing					
UNCOMMITTED	\$125,025	\$0	\$0	\$0	
NINYO & MOORE	\$335,032	\$335,032	\$39,991	\$0	11.94%
	\$460,057	\$335,032	\$39,991	\$0	8.69%
4.09 Relocation					
UNCOMMITTED	\$0	\$0	\$0	\$0	
	\$0	\$0	\$0	\$0	
4.10 Labor Compliance					
UNCOMMITTED	\$81,902	\$0	\$0	\$0	
	\$81,902	\$0	\$0	\$0	0.00%
4.11 Preliminary Testing (Hazmat, Topo Survey, Geo					
UNCOMMITTED	\$580,704	\$0	\$0	\$0	
CALIFORNIA GEOLOGICAL SURVEY (Geology and Seismology Review)	\$3,600	\$3,600	\$3,600	\$0	100.00%
KOURY ENGINEERING & TESTING INC (Geotechnical Engineering)	\$13,300	\$13,300	\$13,300	\$0	100.00%
PENCO ENGINEERING INC (Topographical Survey Services)	\$42,350	\$42,350	\$41,070	\$0	96.98%



Measure S Bond Program
Financial Report for December 2019
Budget vs Actuals - By School and Budget Category with Vendor Detail

QSS Data thru 12/31/2019

	Budget	Contracted to Date	Expended to Date	Quarterly Expense Oct '19 - Dec '19	% Expended
RMA GROUP (dba SITESCAN)	\$49,533	\$49,533	\$49,533	\$0	100.00%
	\$689,487	\$108,783	\$107,503	\$0	15.59%
4.12 Utility Connection Fees (with Local Permittin					
UNCOMMITTED	\$154,391	\$0	\$0	\$0	
CITY OF ORANGE (PUBLIC WORKS)	\$2,500	\$2,500	\$2,500	\$0	100.00%
SOUTHERN CALIFORNIA EDISON	\$6,912	\$6,912	\$6,912	\$0	100.00%
	\$163,803	\$9,412	\$9,412	\$0	5.75%
4.13 FF&E (Laboratory Tables and Chairs, other)					
UNCOMMITTED	\$1,300,962	\$0	\$0	\$0	
CONEXWEST	\$9,466	\$9,466	\$9,419	\$0	99.51%
VORTEX INDUSTRIES, INC.	\$0	\$0	\$0	\$0	
	\$1,310,428	\$9,466	\$9,419	\$0	0.72%
4.14 Legal Counsel					
UNCOMMITTED	\$81,902	\$0	\$0	\$0	
	\$81,902	\$0	\$0	\$0	0.00%
4.15 Miscellaneous Fees					
UNCOMMITTED	\$0	\$0	\$0	\$0	
	\$0	\$0	\$0	\$0	
5. Contingency					
5.01 Construction Contingency					
UNCOMMITTED	\$2,610,900	\$0	\$0	\$0	
	\$2,610,900	\$0	\$0	\$0	0.00%
5.02 Project Contingency					
UNCOMMITTED	\$5,096,483	\$0	\$0	\$0	
	\$5,096,483	\$0	\$0	\$0	0.00%
Total 392-9520 Orange HS Science Bldg (DSA 04-116859)	\$42,703,655	\$32,221,176	\$11,856,654	\$3,643,425	27.76%
392-9520 Orange HS Shade Structure (DSA 04-118351)					
2. Construction Cost					
2.01 Construction					
UNCOMMITTED	\$0	\$0	\$0	\$0	
PINNER CONSTRUCTION	\$126,016	\$126,016	\$121,673	\$106,125	96.55%
	\$126,016	\$126,016	\$121,673	\$106,125	96.55%
4. Construction Support Costs					
4.03 Commissioning					
UNCOMMITTED	\$0	\$0	\$0	\$0	
	\$0	\$0	\$0	\$0	
4.05 DSA Review Fees					



Measure S Bond Program
Financial Report for December 2019
Budget vs Actuals - By School and Budget Category with Vendor Detail

QSS Data thru 12/31/2019

	Budget	Contracted to Date	Expended to Date	Quarterly Expense Oct '19 - Dec '19	% Expended
UNCOMMITTED	\$0	\$0	\$0	\$0	
DIVISION OF STATE ARCHITECT	\$1,711	\$1,711	\$1,711	\$0	100.00%
	\$1,711	\$1,711	\$1,711	\$0	100.00%
4.06 Postage, Printing & Advertising					
UNCOMMITTED	\$0	\$0	\$0	\$0	
	\$0	\$0	\$0	\$0	
4.07 DSA Inspection					
UNCOMMITTED	\$0	\$0	\$0	\$0	
KNOWLAND CONSTRUCTION SERVICES	\$29,928	\$29,928	\$1,740	\$1,740	5.81%
	\$29,928	\$29,928	\$1,740	\$1,740	5.81%
4.08 DSA Construction Phase Testing					
UNCOMMITTED	\$0	\$0	\$0	\$0	
	\$0	\$0	\$0	\$0	
Total 392-9520 Orange HS Shade Structure (DSA 04-118351)	\$157,655	\$157,655	\$125,124	\$107,865	79.37%
392-9520 Orange HS Site Improvements (DSA 04-116673)					
1. Design Cost					
1.01 Architect					
UNCOMMITTED	\$0	\$0	\$0	\$0	
LIONAKIS (Program Master Specifications)	\$450,189	\$450,189	\$440,430	\$0	97.83%
SILVER CREEK INDUSTRIES INC (Engineering for Warming Kitchen Relocatable Building)	\$29,682	\$29,682	\$29,682	\$0	100.00%
	\$479,871	\$479,871	\$470,112	\$0	97.97%
2. Construction Cost					
2.01 Construction - Site					
UNCOMMITTED	\$0	\$0	\$0	\$0	
ACCO ENGINEERED SYSTEMS INC	\$209,074	\$209,074	\$209,074	\$0	100.00%
KYA SERVICES LLC (Install Carpet)	\$20,824	\$20,824	\$9,564	\$0	45.93%
SWINERTON BUILDERS	\$6,556,428	\$6,556,428	\$6,555,566	\$0	99.99%
TRIMARK RAYGAL LLC	\$89,860	\$89,860	\$89,860	\$0	100.00%
	\$6,876,186	\$6,876,186	\$6,864,064	\$0	99.82%
4. Construction Support Costs					
4.01 Rental					
UNCOMMITTED	\$0	\$0	\$0	\$0	
	\$0	\$0	\$0	\$0	
4.02 Title, Environmental, Stormwater Management					
UNCOMMITTED	\$0	\$0	\$0	\$0	
ORANGE COUNTY HEALTH CARE AGENCY	\$1,470	\$1,470	\$1,470	\$0	100.00%



Measure S Bond Program
Financial Report for December 2019
Budget vs Actuals - By School and Budget Category with Vendor Detail

QSS Data thru 12/31/2019

	Budget	Contracted to Date	Expended to Date	Quarterly Expense Oct '19 - Dec '19	% Expended
4.03 Commissioning	\$1,470	\$1,470	\$1,470	\$0	100.00%
UNCOMMITTED	\$0	\$0	\$0	\$0	
P2S ENGINEERING INC	\$4,755	\$4,755	\$3,338	\$919	70.20%
	\$4,755	\$4,755	\$3,338	\$919	70.20%
4.04 Builders Risk Insurance					
UNCOMMITTED	\$0	\$0	\$0	\$0	
	\$0	\$0	\$0	\$0	
4.05 DSA Review Fees					
UNCOMMITTED	\$3,853	\$0	\$0	\$0	
DIVISION OF STATE ARCHITECT	\$94,585	\$94,585	\$94,585	\$0	100.00%
	\$98,438	\$94,585	\$94,585	\$0	96.09%
4.06 Postage, Printing & Advertising					
UNCOMMITTED	\$1	\$0	\$0	\$0	
AMERICAN REPROGRAPHICS CO LLC	\$7,630	\$7,630	\$7,630	\$0	100.00%
SOUTHERN CALIFORNIA NEWS GROUP	\$1,264	\$1,264	\$1,264	\$0	100.00%
	\$8,895	\$8,894	\$8,894	\$0	99.99%
4.07 DSA Inspection					
UNCOMMITTED	\$0	\$0	\$0	\$0	
KNOWLAND CONSTRUCTION SERVICES	\$104,480	\$104,480	\$96,985	\$0	92.83%
	\$104,480	\$104,480	\$96,985	\$0	92.83%
4.08 DSA Construction Phase Testing					
UNCOMMITTED	\$0	\$0	\$0	\$0	
NINYO & MOORE	\$113,255	\$113,255	\$112,544	\$0	99.37%
	\$113,255	\$113,255	\$112,544	\$0	99.37%
4.09 Relocation					
UNCOMMITTED	\$0	\$0	\$0	\$0	
	\$0	\$0	\$0	\$0	
4.10 Labor Compliance					
UNCOMMITTED	\$0	\$0	\$0	\$0	
	\$0	\$0	\$0	\$0	
4.11 Preliminary Testing (Hazmat, Topo Survey, Geo)					
UNCOMMITTED	\$0	\$0	\$0	\$0	
ENVIRONMENTAL NETWORK CORPORATION	\$9,100	\$9,100	\$9,012	\$2,332	99.03%
	\$9,100	\$9,100	\$9,012	\$2,332	99.03%
4.12 Utility Connection Fees (with Local Permittin					
UNCOMMITTED	\$0	\$0	\$0	\$0	
	\$0	\$0	\$0	\$0	
4.13 FF&E (Laboratory Tables and Chairs, other)					
UNCOMMITTED	\$0	\$0	\$0	\$0	
	\$0	\$0	\$0	\$0	



Measure S Bond Program
Financial Report for December 2019
Budget vs Actuals - By School and Budget Category with Vendor Detail

QSS Data thru 12/31/2019

	Budget	Contracted to Date	Expended to Date	Quarterly Expense Oct '19 - Dec '19	% Expended
4.14 Legal Counsel					
UNCOMMITTED	\$0	\$0	\$0	\$0	
	\$0	\$0	\$0	\$0	
5. Contingency					
5.01 Construction Contingency					
UNCOMMITTED	\$11,778	\$0	\$0	\$0	
	\$11,778	\$0	\$0	\$0	0.00%
5.02 Project Contingency					
UNCOMMITTED	\$298,271	\$0	\$0	\$0	
	\$298,271	\$0	\$0	\$0	0.00%
Total 392-9520 Orange HS Site Improvements (DSA 04-116673)	\$8,006,498	\$7,692,596	\$7,661,003	\$3,251	95.68%
392-9520 Orange HS Phase II Planning and Design					
1. Design Cost					
1.01 Architect					
UNCOMMITTED	\$0	\$0	\$0	\$0	
LIONAKIS (Program Master Specifications)	\$80,500	\$80,500	\$76,138	\$0	94.58%
	\$80,500	\$80,500	\$76,138	\$0	94.58%
5. Contingency					
5.01 Construction Contingency					
UNCOMMITTED	\$0	\$0	\$0	\$0	
	\$0	\$0	\$0	\$0	
5.02 Project Contingency					
UNCOMMITTED	\$1,450,000	\$0	\$0	\$0	
	\$1,450,000	\$0	\$0	\$0	0.00%
Total 392-9520 Orange HS Phase II Planning and Design	\$1,530,500	\$80,500	\$76,138	\$0	4.97%
392-TBD Orange HS Science Center Unallocated Funds F22					
1. Unallocated Bond Funds					
1.01 Unbudgeted Bond Funds					
UNCOMMITTED	\$1,520,780	\$0	\$0	\$0	
	\$1,520,780	\$0	\$0	\$0	0.00%
Total 392-TBD Orange HS Science Center Unallocated Funds F22	\$1,520,780	\$0	\$0	\$0	0.00%
392-9520 Orange HS Unallocated Funds F21					
5. Program Reserve					



Measure S Bond Program
Financial Report for December 2019
Budget vs Actuals - By School and Budget Category with Vendor Detail

QSS Data thru 12/31/2019

	Budget	Contracted to Date	Expended to Date	Quarterly Expense Oct '19 - Dec '19	% Expended
5.03 Interest Earned - Reserve					
UNCOMMITTED	\$840,506	\$0	\$0	\$0	
	\$840,506	\$0	\$0	\$0	0.00%
4. Construction Support Costs					
4.15 Miscellaneous Fees					
UNCOMMITTED	\$0	\$0	\$0	\$0	
OUSD COST OF INTEREST DISTRIBUTION	\$25,457	\$25,457	\$25,457	\$0	100.00%
	\$25,457	\$25,457	\$25,457	\$0	100.00%
Total 392-9520 Orange HS Unallocated Funds F21	\$865,963	\$25,457	\$25,457	\$0	2.94%
392-TBD Orange HS Unallocated Funds F22					
1. Unallocated Bond Funds					
1.01 Unbudgeted Bond Funds					
UNCOMMITTED	\$17,978,844	\$0	\$0	\$0	
	\$17,978,844	\$0	\$0	\$0	0.00%
Total 392-TBD Orange HS Unallocated Funds F22	\$17,978,844	\$0	\$0	\$0	0.00%
Orange High School	\$72,865,963	\$40,279,452	\$19,846,444	\$3,754,541	27.24%
Villa Park High School					
394-0000 Villa Park HS IP Surveillance Camera and Systems					
1. FF&E (IP Surveillance Camera)					
\$5000+ New Equipment					
UNCOMMITTED	\$0	\$0	\$0	\$0	
CDW GOVERNMENT INC (Parts for IP Camera Systems)	\$32,182	\$32,182	\$32,182	\$0	100.00%
DIGITAL NETWORKS GROUP INC (F/I IP Camera Software)	\$8,635	\$8,635	\$8,635	\$0	100.00%
INTER-PACIFIC INC (Install IP Based Surveillance Camera System)	\$22,133	\$22,133	\$22,133	\$0	100.00%
	\$62,949	\$62,949	\$62,949	\$0	100.00%
2. Contingency					
2.01 Project Contingency					
UNCOMMITTED	\$0	\$0	\$0	\$0	
	\$0	\$0	\$0	\$0	
Total 394-0000 Villa Park HS IP Surveillance Camera and Systems	\$62,949	\$62,949	\$62,949	\$0	100.00%
394-9520 Villa Park HS Science Center (DSA 04-117022)					



Measure S Bond Program
Financial Report for December 2019
Budget vs Actuals - By School and Budget Category with Vendor Detail

QSS Data thru 12/31/2019

	Budget	Contracted to Date	Expended to Date	Quarterly Expense Oct '19 - Dec '19	% Expended
1. Design Cost					
1.01 Architect					
UNCOMMITTED	\$70,598	\$0	\$0	\$0	
DKS ASSOCIATES	\$78,310	\$78,310	\$66,213	\$0	84.55%
LIONAKIS (Program Master Specifications)	\$14,059	\$14,059	\$14,059	\$0	100.00%
LPA INC	\$2,161,858	\$2,161,858	\$1,717,941	\$159,867	79.47%
	\$2,324,825	\$2,254,227	\$1,798,213	\$159,867	77.35%
2. Construction Cost					
2.01 Construction					
UNCOMMITTED	\$199,351	\$0	\$0	\$0	
ACCO ENGINEERED SYSTEMS INC	\$150,829	\$150,829	\$127,947	\$0	84.83%
ANGELES CONTRACTOR, INC	\$20,231,083	\$20,231,083	\$3,870,756	\$1,489,034	19.13%
	\$20,581,263	\$20,381,912	\$3,998,702	\$1,489,034	19.43%
3. Program and Construction Management					
3.01 Program Management Fees					
UNCOMMITTED	\$472,911	\$0	\$0	\$0	
CORDOBA CORPORATION	\$0	\$0	\$0	\$0	
CUMMING CONSTRUCTION MGMT INC	\$682,224	\$1,155,135	\$537,544	\$77,545	78.79%
	\$1,155,135	\$1,155,135	\$537,544	\$77,545	46.54%
3.02 Construction Management Fees					
UNCOMMITTED	\$284,581	\$0	\$0	\$0	
CORDOBA CORPORATION	\$1,459,850	\$1,571,242	\$1,121,431	\$271,444	76.82%
	\$1,744,430	\$1,571,242	\$1,121,431	\$271,444	64.29%
4. Construction Support Costs					
4.01 Rental					
UNCOMMITTED	\$34,606	\$0	\$0	\$0	
	\$34,606	\$0	\$0	\$0	0.00%
4.02 Title, Environmental, Stormwater Management					
UNCOMMITTED	\$13,840	\$0	\$0	\$0	
CHICAGO TITLE COMPANY	\$750	\$750	\$750	\$0	100.00%
OUSD COST OF INTEREST DISTRIBUTION	\$1	\$1	\$1	\$0	100.00%
PLACEWORKS INC	\$87,059	\$87,059	\$73,237	\$0	84.12%
	\$101,650	\$87,810	\$73,987	\$0	72.79%
4.03 Commissioning					
UNCOMMITTED	\$0	\$0	\$0	\$0	
P2S ENGINEERING INC	\$31,635	\$31,635	\$21,553	\$5,583	68.13%
	\$31,635	\$31,635	\$21,553	\$5,583	68.13%
4.04 Builders Risk Insurance					



Measure S Bond Program
Financial Report for December 2019
Budget vs Actuals - By School and Budget Category with Vendor Detail

QSS Data thru 12/31/2019

	Budget	Contracted to Date	Expended to Date	Quarterly Expense Oct '19 - Dec '19	% Expended
UNCOMMITTED	\$0	\$0	\$0	\$0	
	\$0	\$0	\$0	\$0	
4.05 DSA Review Fees					
UNCOMMITTED	\$29,470	\$0	\$0	\$0	
DIVISION OF STATE ARCHITECT	\$289,250	\$289,250	\$289,250	\$0	100.00%
	\$318,720	\$289,250	\$289,250	\$0	90.75%
4.06 Postage, Printing & Advertising					
UNCOMMITTED	\$27,944	\$0	\$0	\$0	
AMERICAN REPROGRAPHICS CO LLC	\$14,006	\$14,006	\$10,483	\$0	74.84%
SOUTHERN CALIFORNIA NEWS GROUP	\$1,768	\$1,768	\$1,768	\$0	100.00%
	\$43,719	\$15,774	\$12,251	\$0	28.02%
4.07 DSA Inspection					
UNCOMMITTED	\$24,947	\$0	\$0	\$0	
BPI INSPECTION SERVICE	\$318,495	\$318,495	\$74,885	\$57,120	23.51%
	\$343,442	\$318,495	\$74,885	\$57,120	21.80%
4.08 DSA Construction Phase Testing					
UNCOMMITTED	\$86,707	\$0	\$0	\$0	
NINYO & MOORE	\$263,869	\$263,869	\$7,730	\$0	2.93%
	\$350,576	\$263,869	\$7,730	\$0	2.20%
4.09 Relocation					
UNCOMMITTED	\$360	\$0	\$0	\$0	
	\$360	\$0	\$0	\$0	0.00%
4.10 Labor Compliance					
UNCOMMITTED	\$55,244	\$0	\$0	\$0	
	\$55,244	\$0	\$0	\$0	0.00%
4.11 Preliminary Testing (Hazmat, Topo Survey, Geo					
UNCOMMITTED	\$351,437	\$0	\$0	\$0	
CALIFORNIA GEOLOGICAL SURVEY (Geology and Seismology Review)	\$3,600	\$3,600	\$3,600	\$0	100.00%
ENVIRONMENTAL NETWORK CORPORATION	\$3,140	\$3,140	\$3,070	\$3,070	97.77%
LEIGHTON CONSULTING INC (Geotechnical Engineering)	\$20,000	\$20,000	\$16,549	\$0	82.75%
PSOMAS (Topographical Survey)	\$27,000	\$27,000	\$21,034	\$0	77.90%
RMA GROUP (dba SITESCAN)	\$53,125	\$53,125	\$19,100	\$0	35.95%
SPECTRUM FIRE PROTECTION (Fire Hydrant Flow Test)	\$1,000	\$1,000	\$1,000	\$0	100.00%
	\$459,302	\$107,865	\$64,353	\$3,070	14.01%
4.12 Utility Connection Fees (with Local Permittin					
UNCOMMITTED	\$110,488	\$0	\$0	\$0	
	\$110,488	\$0	\$0	\$0	0.00%
4.13 FF&E (Laboratory Tables and Chairs, other)					
UNCOMMITTED	\$871,544	\$0	\$0	\$0	
CULVER-NEWLIN INC	\$12,359	\$12,359	\$12,359	\$0	100.00%



Measure S Bond Program
Financial Report for December 2019
Budget vs Actuals - By School and Budget Category with Vendor Detail

QSS Data thru 12/31/2019

	Budget	Contracted to Date	Expended to Date	Quarterly Expense Oct '19 - Dec '19	% Expended
4.14 Legal Counsel	\$883,903	\$12,359	\$12,359	\$0	1.40%
UNCOMMITTED	\$55,244	\$0	\$0	\$0	
	\$55,244	\$0	\$0	\$0	0.00%
5. Contingency					
5.01 Construction Contingency					
UNCOMMITTED	\$2,341,062	\$0	\$0	\$0	
	\$2,341,062	\$0	\$0	\$0	0.00%
5.02 Project Contingency					
UNCOMMITTED	\$7,768,154	\$0	\$0	\$0	
	\$7,768,154	\$0	\$0	\$0	0.00%
Total 394-9520 Villa Park HS Science Center (DSA 04-117022)	\$38,703,758	\$26,489,573	\$8,012,257	\$2,063,663	20.70%
394-9520 Villa Park HS Interim Housing (DSA 04-116788)					
1. Design Cost					
1.01 Architect					
UNCOMMITTED	\$0	\$0	\$0	\$0	
LPA INC	\$70,000	\$70,000	\$70,000	\$0	100.00%
	\$70,000	\$70,000	\$70,000	\$0	100.00%
2. Construction Cost					
2.01 Construction					
UNCOMMITTED	\$0	\$0	\$0	\$0	
ACCO ENGINEERED SYSTEMS INC	\$36,527	\$36,527	\$36,527	\$0	100.00%
ANGELES CONTRACTOR, INC	\$1,074,556	\$1,074,556	\$1,074,556	\$0	100.00%
	\$1,111,083	\$1,111,083	\$1,111,083	\$0	100.00%
4. Construction Support Costs					
4.01 Rental					
UNCOMMITTED	\$0	\$0	\$0	\$0	
ELITE MODULAR LEASING & SALES INC	\$444,082	\$444,082	\$253,237	\$0	57.02%
	\$444,082	\$444,082	\$253,237	\$0	57.02%
4.02 Title, Environmental, Stormwater Management					
UNCOMMITTED	\$0	\$0	\$0	\$0	
	\$0	\$0	\$0	\$0	
4.03 Commissioning					
UNCOMMITTED	\$0	\$0	\$0	\$0	
	\$0	\$0	\$0	\$0	
4.05 DSA Review Fees					



Measure S Bond Program
Financial Report for December 2019
Budget vs Actuals - By School and Budget Category with Vendor Detail

QSS Data thru 12/31/2019

	Budget	Contracted to Date	Expended to Date	Quarterly Expense Oct '19 - Dec '19	% Expended
UNCOMMITTED	\$2,812	\$0	\$0	\$0	
DIVISION OF STATE ARCHITECT	\$18,116	\$18,116	\$18,116	\$0	100.00%
	\$20,928	\$18,116	\$18,116	\$0	86.56%
4.06 Postage, Printing & Advertising					
UNCOMMITTED	\$0	\$0	\$0	\$0	
	\$0	\$0	\$0	\$0	
4.07 DSA Inspection					
UNCOMMITTED	\$0	\$0	\$0	\$0	
BPI INSPECTION SERVICE	\$43,265	\$43,265	\$43,265	\$0	100.00%
	\$43,265	\$43,265	\$43,265	\$0	100.00%
4.08 DSA Construction Phase Testing					
UNCOMMITTED	\$0	\$0	\$0	\$0	
NINYO & MOORE	\$36,131	\$36,131	\$36,131	\$0	100.00%
	\$36,131	\$36,131	\$36,131	\$0	100.00%
4.09 Relocation Services (Charged to District)					
UNCOMMITTED	\$0	\$0	\$0	\$0	
Beltmann Group, Inc.	\$4,640	\$4,640	\$4,640	\$0	100.00%
	\$4,640	\$4,640	\$4,640	\$0	100.00%
Total 394-9520 Villa Park HS Interim Housing (DSA 04-116788)	\$1,730,128	\$1,727,316	\$1,536,472	\$0	88.81%
394-9520 Villa Park HS Parking and Drop Off (DSA 04-118521)					
1. Design Cost					
1.01 Architect					
UNCOMMITTED	\$0	\$0	\$0	\$0	
LPA INC	\$107,305	\$107,305	\$59,506	\$14,633	55.45%
	\$107,305	\$107,305	\$59,506	\$14,633	55.45%
2. Construction Cost					
2.01 Construction					
UNCOMMITTED	\$0	\$0	\$0	\$0	
ANGELES CONTRACTOR, INC	\$2,750,000	\$2,750,000	\$0	\$0	0.00%
	\$2,750,000	\$2,750,000	\$0	\$0	0.00%
4. Construction Support Costs					
4.02 Title, Environmental, Stormwater Management					
UNCOMMITTED	\$0	\$0	\$0	\$0	
	\$0	\$0	\$0	\$0	
4.03 Commissioning					
UNCOMMITTED	\$0	\$0	\$0	\$0	
	\$0	\$0	\$0	\$0	



Measure S Bond Program
Financial Report for December 2019
Budget vs Actuals - By School and Budget Category with Vendor Detail

QSS Data thru 12/31/2019

	Budget	Contracted to Date	Expended to Date	Quarterly Expense Oct '19 - Dec '19	% Expended
4.05 DSA Review Fees					
UNCOMMITTED	\$0	\$0	\$0	\$0	
DIVISION OF STATE ARCHITECT	\$37,450	\$37,450	\$37,450	\$0	100.00%
	\$37,450	\$37,450	\$37,450	\$0	100.00%
4.06 Postage, Printing & Advertising					
UNCOMMITTED	\$0	\$0	\$0	\$0	
AMERICAN REPROGRAPHICS CO LLC	\$476	\$476	\$476	\$476	100.00%
	\$476	\$476	\$476	\$476	100.00%
4.07 DSA Inspection					
UNCOMMITTED	\$0	\$0	\$0	\$0	
	\$0	\$0	\$0	\$0	
4.08 DSA Construction Phase Testing					
UNCOMMITTED	\$0	\$0	\$0	\$0	
	\$0	\$0	\$0	\$0	
Total 394-9520 Villa Park HS Parking and Drop Off (DSA 04-118521)	\$2,895,231	\$2,895,231	\$97,432	\$15,109	3.37%
394-9520 Villa Park HS Phase II Planning and Design					
1. Design Cost					
1.01 Architect					
UNCOMMITTED	\$1,800,000	\$0	\$0	\$0	
LPA INC	\$77,000	\$77,000	\$76,000	\$1,520	98.70%
	\$1,877,000	\$77,000	\$76,000	\$1,520	4.05%
Total 394-9520 Villa Park HS Phase II Planning and Design	\$1,877,000	\$77,000	\$76,000	\$1,520	4.05%
394-TBD Villa Park HS Science Center Unallocated Funds F22					
1. Unallocated Bond Funds					
1.01 Unbudgeted Bond Funds					
UNCOMMITTED	\$1,870,882	\$0	\$0	\$0	
	\$1,870,882	\$0	\$0	\$0	0.00%
Total 394-TBD Villa Park HS Science Center Unallocated Funds F22	\$1,870,882	\$0	\$0	\$0	0.00%
394-9520 Villa Park Unallocated Funds F21					
4. Construction Support Costs					
4.15 Miscellaneous Fees					
UNCOMMITTED	\$0	\$0	\$0	\$0	
OUSD COST OF INTEREST DISTRIBUTION	\$20,426	\$20,426	\$20,426	\$0	100.00%
	\$20,426	\$20,426	\$20,426	\$0	100.00%



Measure S Bond Program
Financial Report for December 2019
Budget vs Actuals - By School and Budget Category with Vendor Detail

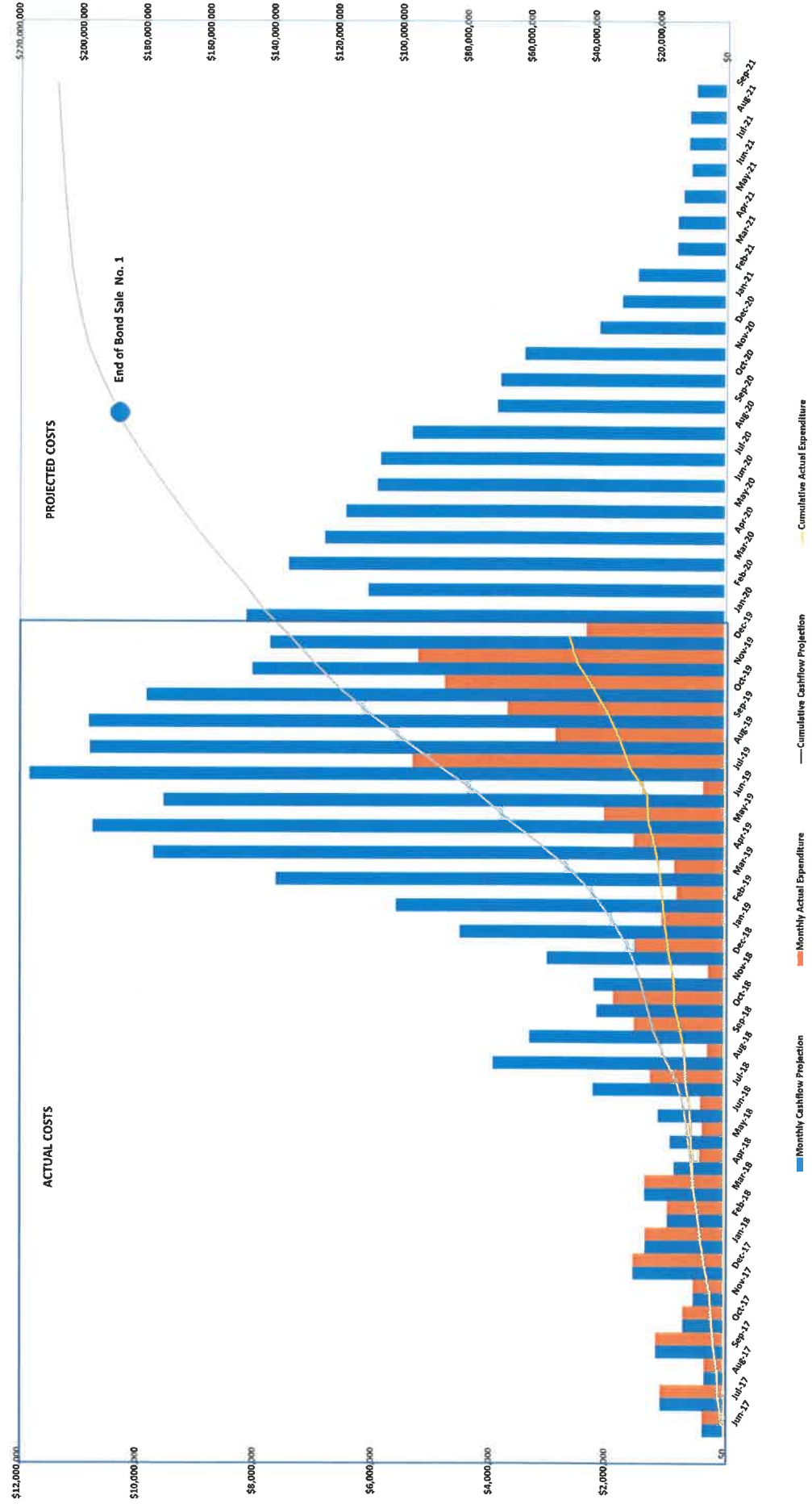
QSS Data thru 12/31/2019

	Budget	Contracted to Date	Expended to Date	Quarterly Expense Oct '19 - Dec '19	% Expended
5. Program Reserve					
5.03 Interest Earned - Reserve					
UNCOMMITTED	\$678,236	\$0	\$0	\$0	
	\$678,236	\$0	\$0	\$0	0.00%
Total 394-9520 Villa Park Unallocated Funds F21	\$698,662	\$20,426	\$20,426	\$0	2.92%
394-TBD Villa Park Unallocated Funds F22					
1. Unallocated Bond Funds					
1.01 Unbudgeted Bond Funds					
UNCOMMITTED	\$24,860,051	\$0	\$0	\$0	
	\$24,860,051	\$0	\$0	\$0	0.00%
Total 394-TBD Villa Park Unallocated Funds F22	\$24,860,051	\$0	\$0	\$0	0.00%
Villa Park High School	\$72,698,662	\$31,272,496	\$9,805,536	\$2,080,292	13.49%

3.2 CASH FLOW PROJECTIONS

MEASURE S BOND PROGRAM - SCIENCE CENTER (PHASE I) CASH FLOW PROJECTION

Actual Costs thru December 31, 2019
Projected Costs thru September 30, 2021

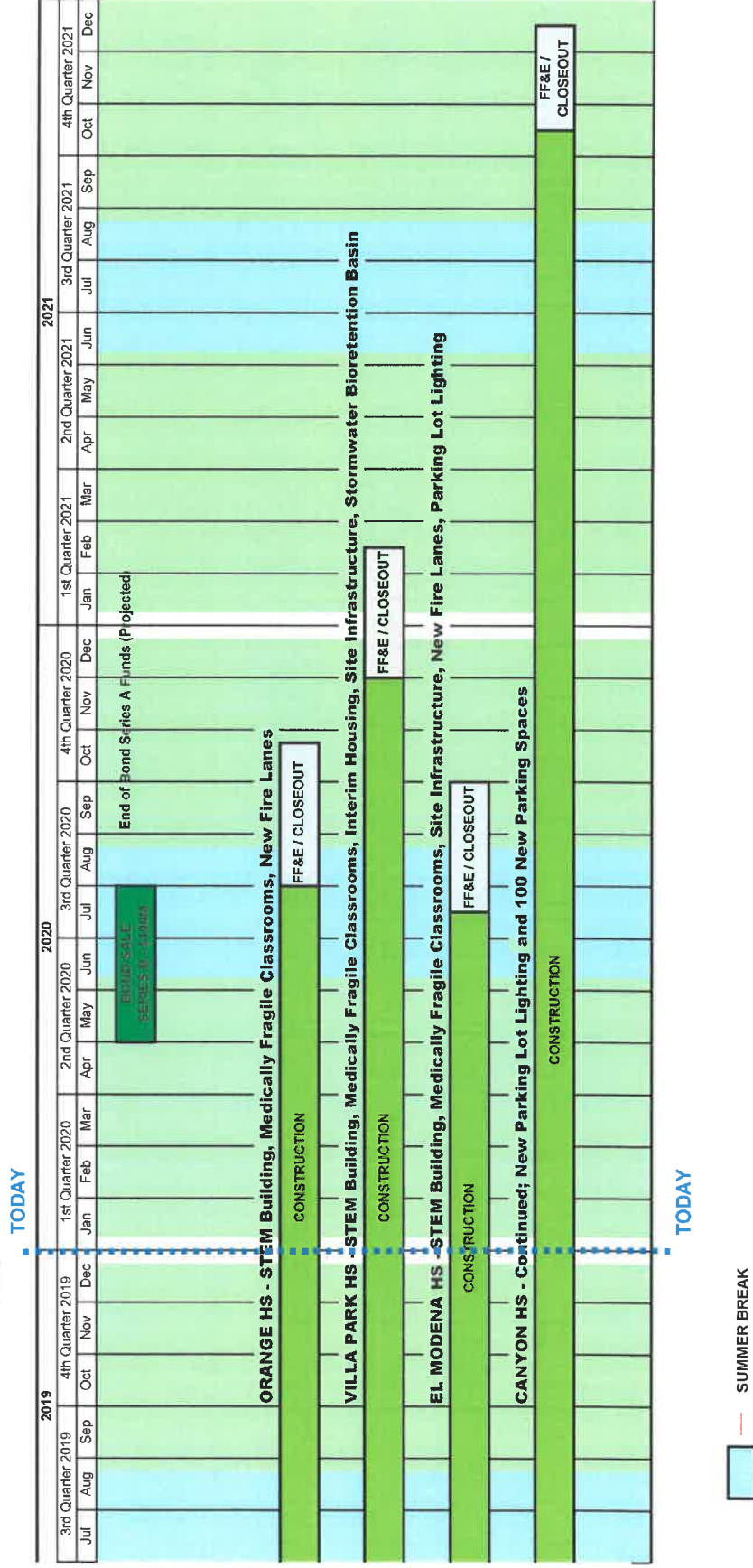


[illegible]

---Bond Measure S Passes by 62% on 11/8/16

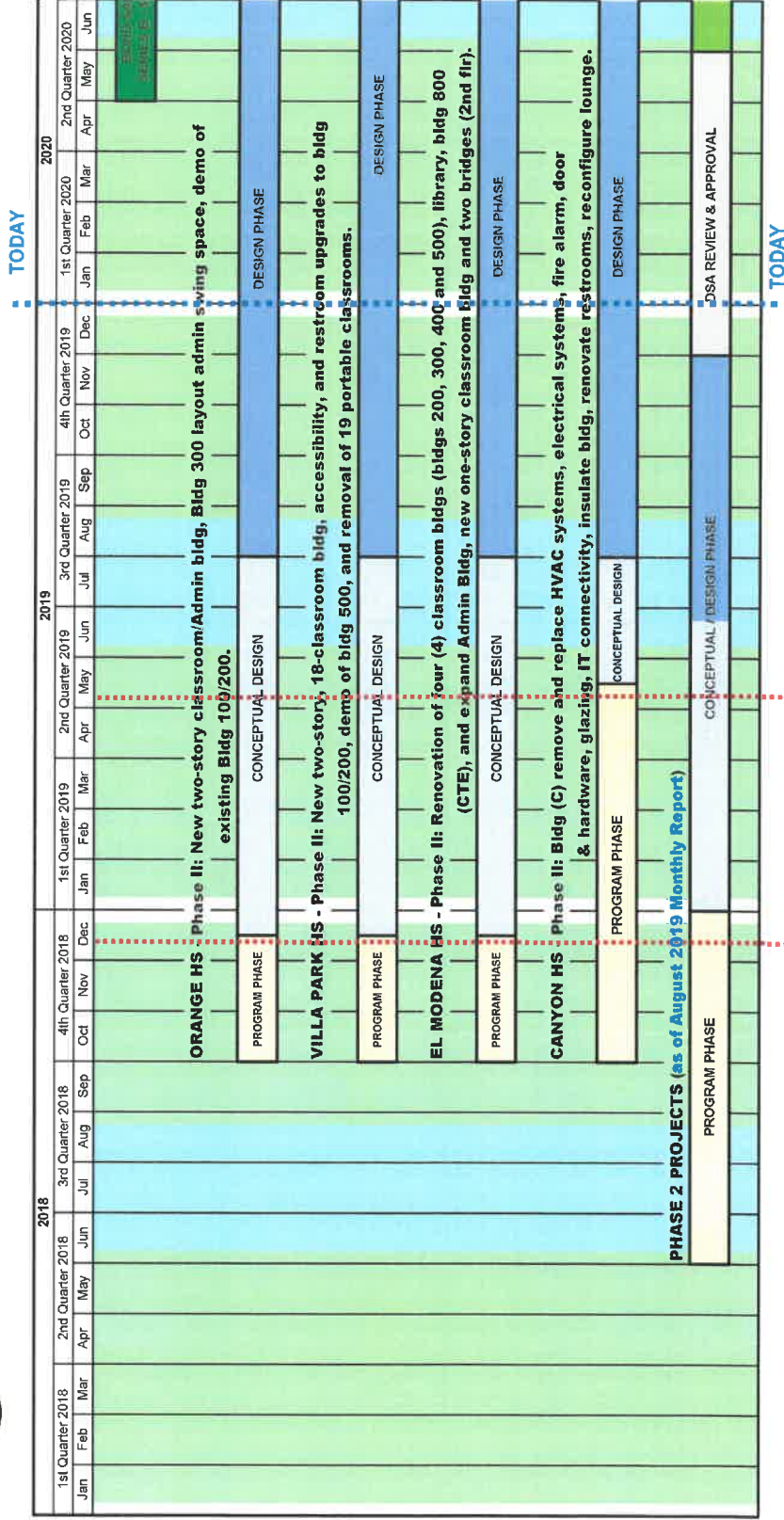


MEASURE S BOND PROGRAM - PHASE I: SCHEDULE SUMMARY





MEASURE S BOND PROGRAM - PHASE II: SCHEDULE SUMMARY



SUMMER BREAK

Conceptual Design Board Approved 5/9/19 for Canyon HS
 Phase II Design & Budget Board Approved 7/25/19
 Orange HS
 El Modena HS
 Villa Park HS
 Canyon HS



— Phase II Design Document & Construction Estimate Board Approval

Page 39

Board of Education

John Ortega, President
Kathryn A. Moffat, Vice-President
Brenda Lebsack, Clerk
Alexia Deligianni-Brydges, Ed. D
Kris Erickson
Rick Ledesma
Andrea Yamasaki

Gunn Marie Hansen, Ph.D.
Superintendent

David A. Rivera
**Assistant Superintendent/CBO
Business Services**

Scott Harvey
**Senior Executive Director
Administrative Services**



Facilities & Planning Department
Measure S Bond Program
726 W. Collins Avenue
Orange, CA 92867
T: (714) 628-4500



ORANGE UNIFIED SCHOOL DISTRICT
Measure S
Citizens' Oversight Committee
2020-2021 Proposed Meeting Dates

- April 22, 2020
- July 15, 2020
- October 21, 2020
- January 27, 2021



MINUTES
ORANGE UNIFIED SCHOOL DISTRICT
Measure S
Citizens' Oversight Committee
Villa Park High School – Library
4:30pm
November 20, 2019
Meeting No. 12

1.0 CALL TO ORDER

Chair Diana Fascenelli called the meeting to order at 4:32 p.m.

2.0 PLEDGE OF ALLIGIANCE

3.0 ESTABLISHED QUORUM

Diana Fascenelli, Nicol Jones, Bill Campbell, Jack Raubolt, Mrunal Shah and Bill Utter. Staff attending: Dave Rivera, Ken Miller, Scott Harvey, and Rory Lorenzo. Absent: Dr. Gunn Marie Hansen and Jenny Delgado.

4.0 PUBLIC COMMENTS

There were no comments from the floor.

5.0 VILLA PARK HIGH SCHOOL FIELD TRIP

Villa Park Principal, Ken Miller thanked the Orange Unified Staff and Villa Park community for the excellent work and progress taking place at the Villa Park High School site. Cordoba Construction Project Manager David Hahn, and Project Architect Craig Shulman led the site walk and explained the details of the Science Center, which is currently underway at Villa Park High School.

6.0 APPROVAL OF AGENDA

Motion was made by Member Utter to approve the Agenda. Second by Member Shah.

Action

Motion Passed: 6-0-0

7.0 APPROVAL OF MINUTES

Motion was made by Member Campbell to approve the July 17, 2019 minutes.
Second by Member Utter.

Action

Motion Passed: 6-0-0

8.0 INTRODUCTION & SWEARING-IN OF NEW COC MEMBERS

Action

Member Fascenelli gave a brief overview to the new Members, of the Citizens' Oversight Committee milestones and bylaw process. Member Fascenelli requested that there be a discussion at the next COC meeting about involving the current COC members in the search process for new applicants. Member Shah commented that the current application process should continue under the District's direction, but the COC members would like to be involved in the interview process. Dave Rivera responded in saying that these are all plausible ideas, and he would be happy to discuss options for future COC member search processes at the next January meeting. Scott

Harvey swore in new members, Nicol Jones as the Parent-Teacher Organization Representative, and Jack Raubolt as the Business Services Organization Representative of the Citizens' Oversight Committee.

9.0 MEASURE S UPDATE PRESENTATION

Information

Mr. Scott Harvey presented information on the Measure S Program highlights and milestones, as well as a Phase II planning and tentative schedule update.

Reviewed handouts were provided to the Committee.

Discussion:

Mr. Harvey shared the budget and schedule status of Orange, El Modena, Villa Park, and Canyon High Schools. He shared photos and information about the "Topping Out" ceremony at Orange High School. Dave Rivera shared that there was a tremendous response from the community during the ceremony, and that the District will plan for larger numbers of attendees at future "Topping Out" events. Rory Lorenzo explained the details to the Villa Park Science Center change orders, and Scott Harvey showed photos of the structural steel in place. Mr. Harvey concluded his presentation by sharing photos of the interim kitchen at Canyon High School, which is in the final stages. Member Shah asked when the Annual Financial Audit would be shared with the COC members. Dave Rivera responded by saying that the Audit will be shared at the January 22nd COC meeting. Member Utter asked about what work will be done at the Orange High School theater, and Scott Harvey responded by saying that they will not reconstruct the theatre, but facility upgrades will be done to the theatre to renovate the interior.

10.0 AGENDA ITEMS FOR NEXT MEETING

I. COC Member search process and replacement

II. Establishment of COC Meeting dates for 2020

III. Annual Financial and Performance Audit

11.0 ADJOURNMENT

The meeting was adjourned by Chair Fascenelli at 5:54 p.m.
