



MINUTES
ORANGE UNIFIED SCHOOL DISTRICT
Measure S
Citizens' Oversight Committee
District Office – 6:00 p.m.
CONFERENCE ROOM B
July 17, 2019
Meeting No. 11

1.0 CALL TO ORDER

Chair Diana Fascenelli called the meeting to order at 6:00 p.m.

2.0 PLEDGE OF ALLIGIANCE

3.0 ESTABLISHED QUORUM

Diana Fascenelli, Carolyn Cavecche, Bill Campbell, and Bill Utter. Absent: Mrunal Shah. Staff attending: Dr. Gunn Marie Hansen, Jenny Delgado, Scott Harvey, and Rory Lorenzo. Absent: Dave Rivera.

4.0 PUBLIC COMMENTS

There were no comments from the floor.

5.0 APPROVAL OF AGENDA

Motion was made by Member Utter to approve the Agenda. Second by Member Campbell.

Action

Motion Passed: 4-0-1

6.0 APPROVAL OF MINUTES

Motion was made by Member Cavecche to approve the April 24, 2019 minutes.
Second by Member Campbell.

Action

Motion Passed: 4-0-1

7.0 MEASURE S UPDATE PRESENTATION

Information

Mr. Scott Harvey presented information on the Measure S Program highlights and milestones, as well as an update on Phase I and Phase II Planning.

Reviewed handouts were provided to the Committee.

Discussion:

Mr. Harvey shared the budget and schedule status of Orange, El Modena, Villa Park, and Canyon High Schools. He then gave further details on the shoring and site grading and excavation at Orange High School, the removal and grading which is underway at Villa Park High School, and the footing and column excavation at El Modena High School. Member Fascenelli asked for clarity regarding the Science Center restrooms. Mr. Harvey and Dr. Hansen reassured the members that every new facility built will have restrooms, which is a DSA requirement. Mr. Harvey went on to share the bidding and procurement activities for Canyon High School's new STEM

building. Member Cavecche inquired about the Swinerton Builder's past projects, and qualifications. Mr. Harvey shared that District Staff and Cumming Project Management met with the Swinerton team to discuss their staffing plan and preparation for the Canyon High School Science Center Project. Members Fascenelli, Cavecche, Campbell and Utter asked for further details included in the Phase II planning such as the classroom layout, flooring, and new elevator access. Mr. Harvey and Dr. Hansen responded to each question explaining the modern updates that will allow for safe and productive learning environments. Member Cavecche inquired about possible shade structures for the school sites, and Mr. Harvey said that there could possibly be some contingency money to cover that need. The safety features and fencing and security for Villa Park High School was discussed between Dr. Hansen, Mr. Harvey, Member Fascenelli, and Member Cavecche. Dr. Hansen remarked on the importance of enrollment projections for the planning and structuring of the current portables at Villa Park High School. Mr. Harvey concluded the presentation and there were no further remarks.

8.0 COC MEMBER TERMS AND REPLACEMENT

Mr. Scott Harvey shared that there are currently two Citizens' Oversight Committee Member positions vacant, and the search process would begin in September, 2019. It was decided by Member Fascenelli and Mr. Harvey, that a more in depth conversation about the application process and replacement would be had at the upcoming October 17, 2019 meeting.

9.0 AGENDA ITEMS FOR NEXT MEETING

- I. COC Member search process and replacement
- II. School site field trip

10.0 ADJOURNMENT

The meeting was adjourned by Chair Fascenelli at 7:14 p.m.



Measure S Update

Citizens' Oversight Committee
November 20, 2019



Dave Rivera, Assistant Superintendent/CBO
Scott Harvey, Senior Executive Director, Administrative Services
Rory Lorenzo, Bond Program Manager




Orange High School


"ONCE A PANTHER, ALWAYS A PANTHER"

Budget Status: Unchanged at \$52,338,588


Schedule Status: Science Center Underway



NEW SNACK BAR



NEW BUS PICK-UP/DROP OFF



NEW ELECTRICAL YARD

- ❖ Infrastructure Upgrades - **Completed**
Contract: Swinerton Builders - \$5,965,424
Change Orders (5 total): \$591,004 (9.91%)




Orange High School

"ONCE A PANTHER, ALWAYS A PANTHER"

Budget Status: Unchanged at \$52,338,588

Schedule Status: Science Center Underway

- ❖ Science Center- **Structural Steel Completed**
- ❖ Contract: Pinner Const.- **\$26,109,000**
- ❖ **NO CURRENT CHANGE ORDERS**



Anticipated Completion - July 2020

"TOPPING OUT"
CEREMONY
October 17, 2019

New STEM Building (42,300 sq. ft.)
- 12 Laboratory Room
- 1 General Classroom
- 2 Medically Fragile Classrooms






Orange High School

"ONCE A PANTHER, ALWAYS A PANTHER"

Budget Status: Unchanged at \$52,338,588

Schedule Status: Science Center Underway





VILLA PARK HIGH SCHOOL

Budget Status: Unchanged at \$43,200,000

Schedule Status: Science Center Underway

Anticipated Completion – November 2020

New STEM Building (47,136 sq. ft.)

- 12 Laboratory Rooms
- 2 General Classroom
- 2 Medically Fragile Classrooms



❖ Science Center: **Structural Steel**


Contract: Angeles Contractor - \$23,997,000

Change Orders (3 total):

CO#1: \$2,806 (BA 3/14/19)

CO#2: \$8,127 Credit (BA 10/17/19)

CO#3: \$63,960 (BA 10/17/19)






VILLA PARK HIGH SCHOOL

Budget Status: Unchanged at \$43,200,000

Schedule Status: Science Center Underway





EL MODENA HIGH SCHOOL

Budget Status: Reduced to \$37,065,655

Schedule Status: Science Center Underway

❖ Science Center: **Structural Steel**

Contract: Angeles Contractor - \$25,818,000

❖ **NO CURRENT CHANGE ORDERS**



New STEM Building (42,501 sq. ft.)

- 12 Laboratory Rooms
- 1 General Classroom
- 2 Medically Fragile Classrooms





EL MODENA HIGH SCHOOL

Budget Status: Reduced to \$37,065,655

Schedule Status: Science Center Underway





CANYON HIGH SCHOOL
HOME OF THE COMANCHES

Budget Status: Unchanged at \$69,500,000

Schedule Status: Science Center Underway

Contract: Swinerton Builders- \$38,400,000

Interim Kitchen Final Stages



New STEM Building (61,419 sq. ft.)

- 12 Laboratory Rooms
- 12 General Classrooms
- Student Services, Counseling & Administration
- New Food Services (Remodel of Admin. Bldg.)
- Infrastructure Upgrades





CANYON HIGH SCHOOL
HOME OF THE COMANCHES

Budget Status: Unchanged at \$69,500,000

Schedule Status: Science Center Underway





PHASE II UPDATE (Tentative Schedule)



Design Contracts Approved: July 25, 2019

- Schematic Design: October 2019 – December 2019
- Design Development: December 2019 – February 2020
- **PRESENTATION TO BOARD:** March/April 2020
- Construction Documents: March 2020 – June 2020
- DSA Review: June 2020 – October 2020
- Procurement: November 2020 – January 2021
- Construction: February 2021- February 2023





Questions?





ORANGE UNIFIED SCHOOL DISTRICT

Measure S Bond Program

September 2019 Monthly Progress Report



PERIOD COVERED:
September 1-30, 2019

FISCAL YEAR
FY 2019-2020

PROGRESS REPORT NO.
PR-027-1920-027

PREPARED BY:

CUMMING
Building Value Through Expertise



TABLE OF CONTENTS

1.0 Executive Summary

1.1 Program Summary

1.2 Program Highlights/Key Milestones

1.3 Look Ahead (next 90 days)

2.0 Project Status Report

Canyon HS – Science Center

El Modena HS – Science Center

Orange HS – Utility Infrastructure (Increment # 1)

Orange HS – Science Center (Increment # 2)

Villa Park HS – Interim Housing & Science Center

3.0 Financial Report

3.1 Project Cost Estimate

- Budget vs Actuals with Vendor details per High School

3.2 Cash Flow Projections

4.0 Program Schedule Summary



1.0 EXECUTIVE SUMMARY

1.1 Program Summary

Division of State Architects (DSA) approval to establish design criteria completed as follows:

- (Completed) June 25, 2019 - Orange HS Science Center Custom Tensile Fabric Shade Structures (04-118351)
- (Completed) May 2, 2019 - Canyon HS Interim Modular Kitchen (04-118418)
- (Completed) January 31, 2019 - Canyon HS Science Center (04-117300)
- (Completed) November 6, 2018 - El Modena HS Science Center (04-117098)
- (Completed) August 16, 2018 - Villa Park HS Science Center (04-117022)
- (Completed) July 12, 2018 - Orange HS Science Center (Increment # 2) (04-116859)
- (Completed) April 10, 2018 - Orange HS Increment # 1 (Satellite Kitchen) (04-116673.2)
- (Completed) March 1, 2018 - Orange HS Increment #1 (Infrastructure Upgrades, Move Relocatable Buildings, Bus Drop-Off, Restroom Renovation Project) (04-116673.1)
- (Completed) February 7, 2018 - Villa Park HS Interim Housing (DSA Application #04-116788)

Construction started / completed, as follows:

- (Construction Start - June 15, 2018 / **completed June 28, 2019** – Orange HS Site Infrastructure (Increment #1)
- (Construction Start) June 12, 2019 – Canyon HS Science Center
- (Construction Start) April 2, 2019 – El Modena HS Science Center
- (Construction Start) February 18, 2019 – Orange HS Science Center (Increment #2)
- (Construction Start) January 7, 2019 – Villa Park HS (Interim Housing and Science Center)

1.2 Program Highlights/Key Milestones

Phase II Measure S Bond Project Development Update:

- As of 9/30/19 the architectural contracts for each high school have been drafted and sent to each of the Architectural firms for review.

California Environmental Quality Act (CEQA) Compliance Achieved (as required by law):

- Villa Park HS – Notice of Exemption (Board approved on 9/20/18).
- Canyon HS – Notice of Exemption (Board approved on 7/26/18).
- Orange HS – Notice of Exemption (Board approved on 3/8/18).
- El Modena HS – Notice of Exemption (Board approved on 3/8/18).



Project Achievements:

- As of 9/27/19, with the DSA Certification of A#04-116788 Interim Housing project close out of the nine portable classrooms and one portable restroom at Villa Park HS Interim Housing, is now dependent on the Certification of A#04-118521 new drop off and parking, due to the drop off zone code requirement. The District sent a letter requesting a waiver dated September 27, 2019. DSA granted an extension until November 26, 2019, on the (04-116788). which was due to be closed without certification on October 5, 2019 (based on the 60-day timeframe).
- On 9/25/19, during the weekly construction meeting, established the date to “Top-Off Steel” and assembly the Board members on Thursday, October 17, 2019, for the steel beam signing.
- As of 9/4/19, the Division of State Architects (DSA) granted a Certificate of Completion for Project application number 04-116673, Orange High School Increment 1 Site Improvements, including satellite food service building and five (5) relocatable modular classroom buildings.

1.3 Look Ahead (next 90 days)

Board of Education Agenda

October 17th Tentative Items:

- Recommend that the Board approved contract Change Order # 2 in the amount of: \$<8,127.12>, at Villa Park HS IH & Science Center project for Angeles Contractor Inc. (ACI). This change order is comprised of the following proposed change order's (PCO): 03, 04, 05, 06, 07, and 09, reflecting; -0.03% of the 10% (\$2,399,700) change order contingency.
- Recommend that the Board approved contract Change Order # 3 in the amount of: \$63,595.71, at Villa Park HS IH & Science Center project for Angeles Contractor Inc. (ACI). This change order is comprised of the following proposed change order's (PCO): 12, 13, 14, 15, 16, and 17, reflecting; 0.27% of the 10% (\$2,399,700) change order contingency.
 - The total change in contract being recommended for approval is: \$55,832.59
 - Increases the Total contract price; \$24,055,638.59
 - The total change order percentage to date reflects; 0.23%, which is within the 10% change order contingency for this project.

Program Wide

- Orange HS Science Center – Continue with the excavation, grade beam and foundation construction of the new science center.
- Orange HS Science Center – Complete the steel construction on the new Science Center building structure.
- Orange HS Science Center – Start the design contract for Phase II.



- Canyon HS Science Center – Start the procurement outreach for the approved Furniture, Fixture and Equipment (FF & E) list.
- Canyon HS Science Center – Continue the excavation and construction of the new science center.
- Canyon HS Science Center – Contractor to secure an approved baseline schedule.
- Canyon HS Science Center – Start the design contract for Phase II.
- Canyon HS Science Center – Receive and install the new kitchen equipment and kitchen shelving, tables and countertops, for the interim modular kitchen.
- Canyon HS Science Center – Start the contractor installation of the kitchen equipment for the interim modular kitchen.
- El Modena HS Science Center – Continue the excavation and construction of the new science center.
- El Modena HS Science Center – Start the design contract for Phase II.
- El Modena HS Science Center – Start the procurement outreach for the approved Furniture, Fixture and Equipment (FF & E) list.
- Villa Park HS Interim Housing & Science Center – Start the design contract for Phase II.
- Villa Park HS Interim Housing & Science Center – Continue the excavation and construction of the new science center.
- Villa Park HS Interim Housing – Complete the DSA application (04-116788), project close out of the nine portable classrooms and one portable restroom at Villa Park HS Interim Housing.
- Villa Park HS Interim Housing & Science Center – Achieve the project approval of DSA application A#04-118521, for the new parking and drop off zone code.
- Villa Park HS Interim Housing & Science Center – Start the procurement outreach for the approved Furniture, Fixture and Equipment (FF & E) list.



2.0 PROJECT STATUS REPORT



Canyon High School
New STEM Building

CHS-STEM BUILDING



Orange High School Science Center



CANYON HIGH SCHOOL
HOME OF THE COMANCHES

CANYON HS SCIENCE CENTER

- | | |
|---|---|
| <ul style="list-style-type: none"> ✓ 12 Laboratory Rooms ✓ 12 General Classrooms ✓ Student Services ✓ New Food Services | <ul style="list-style-type: none"> ✓ New Multi-Purpose Room Entry ✓ Parking Lot Improvements ✓ Infrastructure Upgrade and Improvements ✓ Landscape Improvements |
|---|---|

Project Update (Construction):

- As of 9/30/19, the temporary interim kitchen prep and site excavation and trenching continue within the new science center building footprint.
- As of 9/30/19, continuing to review the baseline schedule with Gafcon for final approval.
 - Looking to add a new line item for the DSA number issued for the Interim Kitchen to both the schedule and the schedule of values.
- As of 9/16/19, to keep construction moving, the following construction directive(s) (CD) were issued;
 - CD # 07 for a not-to-exceed (NTE) price of \$25,000.00 to remove and reinstall existing sidewalk adjacent to the MPR Bldg. for site utilities upgrades (part of Allowance # 02).
 - CD # 06 for a not-to-exceed (NTE) price of \$130,000.00 to install the underground cabling for Anaheim Power as per Bulletin # 01 (part of Allowance # 03).
 - CD # 05 for a not-to-exceed (NTE) price of \$2,000.00 to relocate existing 200 Amp electrical panel in Interim Kitchen to make room for cabinetry (part of Allowance # 03).

See Construction Photo's below:



Left (top) to right: trenching for underground piping; interim kitchen drywall; various site work preparation; manholes and vaults being set.



EL MODENA HS SCIENCE CENTER

- ✓ 12 Laboratory Rooms
- ✓ 1 General Classrooms
- ✓ 2 Medically Fragile Classrooms

- ✓ Relocation of Campus MDF
- ✓ Technology & Utility Upgrade
- ✓ Landscape Improvements

Project Update (**Construction**):

- As of 9/30/19, the site excavation and trenching continue within the new science center building footprint.
- As of 9/06/19, to keep construction moving, the following construction directive (CD) was issued;
 - CD # 9 for a not-to-exceed (NTE) price of \$1,785.00 to perform camera survey of 24" deteriorated storm drain line from south catch basin.
- As of 9/05/19, processing payment applications # 3 (July) reflecting 9% paid overall completion.

See Construction Photo's below:



Left (top) to right: Setting rebar footing for concrete pour; running underground conduit and placing vaults; setting up the temporary fencing along the basketball courts (truck entrance to site route)..



Orange High School

"ONCE A PANTHER, ALWAYS A PANTHER"



ORANGE HS UTILITY INFRASTRUCTURE

- ✓ Site Utility & Infrastructure Upgrade
 - Satellite Kitchen
 - Electrical Utility Yard

- ✓ Relocate (5) and Demolish (4) of portable classroom buildings

Project Update Increment # 1 – Site Utility Infrastructure (**Construction**):

- As of 9/4/19, the Division of State Architects (DSA) granted a Certificate of Completion for Project application number 04-116673, Orange High School Increment 1 Site Improvements, including food service building and five (5) relocatable classroom buildings.
- As of 8/16/19, submitted payment application # 12 (FINAL 2019), for payment processing based on the approved and filed Notice of Completion. This reflects 100% retention release, less a STOP notice held for \$862.50.

[See Construction Photo's below:](#)



Serving window equipment in place for the Satellite Kitchen (interior)



Serving window and serving lanes in place for the Satellite Kitchen. (exterior)




Satellite Kitchen equipment layout.

New wrought iron fencing and gates in place outside of building 100 (near bus turnout).



New wrought iron fencing gates in place at the new electrical yard.





ORANGE HS SCIENCE CENTER

- ✓ 12 Laboratory Rooms
- ✓ 1 General Classrooms

- ✓ New Panther Pavilion Plaza
- ✓ 2 Medically Fragile Classrooms

Project Update Increment # 2 – Science Center (**Construction**):

- As of 9/30/19, Pinner is continuing with excavation, and trenching and footing prep work for the new science center building footprint.
- As of 9/30/19 the recovery schedule submission from Pinner is still in review with Balfour Beatty. A revised schedule can be established once the review is completed.
- On 9/25/19, during the weekly construction meeting, established the date to “Top-Off Steel” and assembly the Board members on Thursday, October 17, 2019, for the steel beam signing.
- As of 9/05/19, processing payment applications # 6 (July), reflecting 17% paid overall completion.
- As of 8/27/19, to keep construction moving, the following construction directive (CD) was issued;
 - CD # 22 for a not-to-exceed (NTE) price of \$2,900 to remove and replace broken gas shut-off valve (part of Allowance # 2).
 - CD # 21 for a not-to-exceed (NTE) price of \$12,972 to remove and replace the Que railing at existing food service satellite kitchen (part of Allowance # 2).

See Construction Photo's below:



Left (top) to right: Setting column foundation for a concrete pour; grade beam after concrete pour; steel framing being set in place. two-story; tensile fabricate shade structure's being set..

Orange High School

"ONCE A PANTHER, ALWAYS A PANTHER"





VILLA PARK HS SCIENCE CENTER

- ✓ 12 Laboratory Rooms
- ✓ 2 General Classrooms
- ✓ 2 Medically Fragile Classrooms

- ✓ Demolish existing building 300
- ✓ Install 10 New Portable Buildings

Project Update ([Construction](#)):

- As of 9/30/19, the site excavation, trenching and setting footing continue within the new science center building footprint.
- As of 9/27/19, DSA Certification of A#04-116788 is now dependent on the Certification of A#04-118521, due to the drop off zone code requirement. The District sent a letter requesting a waiver of close out date and DSA granted an extension until November 26, 2019, on the Interim Housing project close out of the nine portable classrooms and one portable restroom at Villa Park HS Interim Housing (04-116788), which was due to be closed without certification on October 5, 2019 (based on the 60-day timeframe)
- As of 9/25/19, LPA reports that for the Parking and Drop Off project (04-118521), DSA Backcheck is scheduled for the afternoon of October 9th for SSS and FLS review of comments and ACS is scheduled for the afternoon of October 23rd. We should receive sign off after that. Not sure if that can be done the same day, electronically or if we need to go back to San Diego for stamp out.
- As of 9/20/19, to keep construction moving, the following construction directive (CD's) were issued;
 - CD # 23 for a not-to-exceed (NTE) price of \$25,000.00 to remove 60 lf of underground electrical duct bank near SW corner on new Bldg. 300 pad.
 - CD # 22 for a not-to-exceed (NTE) price of \$7,000.00 to expose existing underground electric concrete encasement near SW corner on new Bldg. 300 pad.
 - CD # 21 for a not-to-exceed (NTE) price of \$6,000.00 to route fire alarm conduit to Bldg. 100/200.
 - CD # 20 for a not-to-exceed (NTE) price of \$56,656.34 to add four (4) Kewaunee fume hoods for the contractor to supply (installation is already included).
- As of 9/23/19, processing payment applications # 6 (August) reflecting 14% paid overall completion.

See Construction Photo's below:



Left to right: Crane for steel swinging in place, structural steel beams in place, excavating the corner of the new building footing.

3.0 FINANCIAL REPORT



3.1 Project Cost Estimate Summary

Measure S Bond Program Financial Report for September 2019

QSS Data thru 9/30/2019

	Budget	Contracted to Date	Expended to Date	Quarterly Expense Jul '19 - Sep '19	% Expended
PROGRAM					
Phase 1 - HS Science Center	\$201,899,839	\$150,623,348	\$34,800,931	\$11,771,919	17.24%
Phase 2	\$86,100,161	\$532,349	\$479,966	\$40,248	0.56%
TOTAL	\$288,000,000	\$151,155,697	\$35,280,897	\$11,812,167	12.25%
Canyon High School					
Phase 1 - HS Science Center	\$68,792,500	\$47,929,249	\$5,931,504	\$1,594,890	8.62%
Phase 2	\$3,207,500	\$98,093	\$54,593	\$0	1.70%
TOTAL	\$72,000,000	\$48,027,341	\$5,986,097	\$1,594,890	8.31%
El Modena High School					
Phase 1 - HS Science Center	\$38,926,251	\$32,160,165	\$5,413,797	\$2,490,078	13.91%
Phase 2	\$33,073,749	\$111,739	\$109,739	\$28,560	0.33%
TOTAL	\$72,000,000	\$32,271,904	\$5,523,536	\$2,518,638	7.67%
Orange High School					
Phase 1 - HS Science Center	\$50,858,088	\$39,477,646	\$15,888,240	\$4,995,152	31.24%
Phase 2	\$21,141,912	\$182,568	\$178,206	\$1,808	0.84%
TOTAL	\$72,000,000	\$39,660,214	\$16,066,446	\$4,996,959	22.31%
Villa Park High School					
Phase 1 - HS Science Center	\$43,323,000	\$31,056,288	\$7,567,390	\$2,691,800	17.47%
Phase 2	\$28,677,000	\$139,949	\$137,429	\$9,880	0.48%
TOTAL	\$72,000,000	\$31,196,238	\$7,704,819	\$2,701,680	10.70%

3.1 Project Cost Estimates



Measure S Bond Program
Financial Report for September 2019
Budget vs Actuals - By School and Budget Category with Vendor Detail

QSS Data thru 9/30/2019

Canyon High School

390-9520 Canyon HS Science Center (DSA 04-117300)

1. Design Cost

1.01 Architect

UNCOMMITTED	\$1	\$0	\$0	\$0	
GKKWORKS CANNON DESIGN	\$3,198,930	\$3,198,930	\$2,499,750	\$18,895	78.14%
LIONAKIS (Program Master Specifications)	\$14,058	\$14,058	\$14,058	\$0	100.00%
	\$3,212,989	\$3,212,988	\$2,513,808	\$18,895	78.24%

2. Construction Cost

2.01 Construction - Science Center

UNCOMMITTED	\$6,191,709	\$0	\$0	\$0	
ACCO ENGINEERED SYSTEMS INC	\$159,986	\$159,986	\$0	\$0	0.00%
CITY OF ANAHEIM - ELECTRICAL ENGINEERING DIV	\$91,340	\$91,340	\$91,340	\$91,340	100.00%
SWINERTON BUILDERS	\$38,400,000	\$38,400,000	\$1,275,064	\$1,275,064	3.32%
	\$44,843,035	\$38,651,326	\$1,366,404	\$1,366,404	3.05%

3. Program and Construction Management

3.01 Program Management Fees

UNCOMMITTED	\$864,220	\$0	\$0	\$0	
CUMMING CONSTRUCTION MGMT INC	\$911,296	\$1,775,514	\$527,816	\$35,975	57.92%
	\$1,775,515	\$1,775,514	\$527,816	\$35,975	29.73%

3.02 Construction Management Fees

UNCOMMITTED	\$988,878	\$0	\$0	\$0	
CORDOBA CORPORATION	\$74,438	\$74,438	\$12,615	\$12,615	16.95%
GAFCON INC	\$1,516,569	\$2,435,801	\$792,201	\$68,452	52.24%
	\$2,579,884	\$2,510,238	\$804,816	\$81,067	31.20%

4. Construction Support Costs

4.01 Rental

UNCOMMITTED	\$128,027	\$0	\$0	\$0	
	\$128,027	\$0	\$0	\$0	0.00%

4.02 Title, Environmental, Stormwater Management

UNCOMMITTED	\$118,932	\$0	\$0	\$0	
CHICAGO TITLE COMPANY	\$750	\$750	\$750	\$0	100.00%
CITY OF ANAHEIM	\$2,000	\$2,000	\$2,000	\$0	100.00%
CITY OF ANAHEIM - WATER	\$695	\$695	\$695	\$0	100.00%
COUNTY OF ORANGE - ENVIRONMENTAL HEALTH	\$1,615	\$1,615	\$1,615	\$0	100.00%
ENVIRONMENTAL AUDIT INC	\$50,800	\$50,800	\$21,375	\$0	42.08%
OUSD COST OF INTEREST DISTRIBUTION FY 16/17	\$1	\$1	\$1	\$0	100.00%
	\$174,793	\$55,861	\$26,436	\$0	15.12%

4.03 Commissioning

UNCOMMITTED	\$0	\$0	\$0	\$0	
-------------	-----	-----	-----	-----	--



Measure S Bond Program
Financial Report for September 2019
Budget vs Actuals - By School and Budget Category with Vendor Detail

QSS Data thru 9/30/2019

	Budget	Contracted to Date	Expended to Date	Quarterly Expense Jul '19 - Sep '19	% Expended
P2S ENGINEERING INC	\$49,202	\$49,202	\$15,264	\$0	31.02%
	\$49,202	\$49,202	\$15,264	\$0	31.02%
4.04 Builders Risk Insurance					
UNCOMMITTED	\$0	\$0	\$0	\$0	
	\$0	\$0	\$0	\$0	
4.05 DSA Review Fees					
UNCOMMITTED	\$270,165	\$0	\$0	\$0	
DIVISION OF STATE ARCHITECT	\$504,370	\$504,370	\$504,370	\$10,320	100.00%
	\$774,535	\$504,370	\$504,370	\$10,320	65.12%
4.06 Postage, Printing & Advertising					
UNCOMMITTED	\$59,830	\$0	\$0	\$0	
AMERICAN REPROGRAPHICS CO LLC	\$13,561	\$13,561	\$9,514	\$0	70.15%
SOUTHERN CALIFORNIA NEWS GROUP	\$2,605	\$2,605	\$2,605	\$0	100.00%
	\$75,997	\$16,167	\$12,119	\$0	15.95%
4.07 DSA Inspection					
UNCOMMITTED	\$139,851	\$0	\$0	\$0	
KNOWLAND CONSTRUCTION SERVICES	\$454,016	\$454,016	\$0	\$0	0.00%
	\$593,867	\$454,016	\$0	\$0	0.00%
4.08 DSA Construction Phase Testing					
UNCOMMITTED	\$462,291	\$0	\$0	\$0	
AMERICAN ENGINEERING	\$202,680	\$202,680	\$0	\$0	0.00%
	\$664,971	\$202,680	\$0	\$0	0.00%
4.09 Relocation					
UNCOMMITTED	\$0	\$0	\$0	\$0	
	\$0	\$0	\$0	\$0	
4.10 Labor Compliance					
UNCOMMITTED	\$94,996	\$0	\$0	\$0	
	\$94,996	\$0	\$0	\$0	0.00%
4.11 Preliminary Testing (Hazmat, Topo Survey, Geo)					
UNCOMMITTED	\$632,071	\$0	\$0	\$0	
C BELOW SUBSURFACE IMAGING (Subsurface Investigation)	\$8,445	\$8,445	\$8,445	\$0	100.00%
CALIFORNIA GEOLOGICAL SURVEY (Geology and Seismology Review)	\$3,600	\$3,600	\$3,600	\$0	100.00%
ENVIRONMENTAL NETWORK CORPORATION (Hazardous Material Investigation)	\$24,455	\$24,455	\$0	\$0	0.00%
HARRINGTON GEOTECHNICAL ENGINEERING INC (Geotechnical Soils Investigation)	\$13,500	\$13,500	\$13,500	\$0	100.00%
PROVENCER, GEORGE (dba PROVO ENGINEERING)	\$720	\$720	\$720	\$0	100.00%
RMA GROUP (dba SITESCAN)	\$26,103	\$26,103	\$26,103	\$0	100.00%
XICOTENCATL ENRIQUE SALAZAR (Topographical Survey)	\$20,100	\$20,100	\$20,100	\$0	100.00%
	\$728,994	\$96,923	\$72,468	\$0	9.94%
4.12 Utility Connection Fees (with Local Permittin					
UNCOMMITTED	\$189,991	\$0	\$0	\$0	
	\$189,991	\$0	\$0	\$0	0.00%
4.13 FF&E (Laboratory Tables and Chairs, other)					
UNCOMMITTED	\$1,519,934	\$0	\$0	\$0	



Measure S Bond Program
Financial Report for September 2019
Budget vs Actuals - By School and Budget Category with Vendor Detail

QSS Data thru 9/30/2019

	Budget	Contracted to Date	Expended to Date	Quarterly Expense Jul '19 - Sep '19	% Expended
4.14 Legal Counsel	\$1,519,934	\$0	\$0	\$0	0.00%
UNCOMMITTED	\$94,996	\$0	\$0	\$0	
	\$94,996	\$0	\$0	\$0	0.00%
5. Contingency					
5.01 Construction Contingency					
UNCOMMITTED	\$3,840,000	\$0	\$0	\$0	
	\$3,840,000	\$0	\$0	\$0	0.00%
5.02 Project Contingency					
UNCOMMITTED	\$7,050,800	\$0	\$0	\$0	
	\$7,050,800	\$0	\$0	\$0	0.00%
Total 390-9520 Canyon HS Science Center (DSA 04-117300)	\$68,392,526	\$47,529,284	\$5,843,501	\$1,512,661	8.54%
390-0000 Canyon HS IP Surveillance Camera and Systems					
1. FF&E (IP Surveillance Camera)					
\$5000+ New Equipment					
UNCOMMITTED	\$0	\$0	\$0	\$0	
CDW GOVERNMENT INC (Parts for IP Camera Systems)	\$29,337	\$29,337	\$29,337	\$0	100.00%
DIGITAL NETWORKS GROUP INC (F/I IP Camera Software)	\$7,093	\$7,093	\$7,093	\$0	100.00%
INTER-PACIFIC INC (Install IP Based Surveillance Camera System)	\$18,163	\$18,163	\$18,163	\$0	100.00%
	\$54,593	\$54,593	\$54,593	\$0	100.00%
2. Contingency					
2.01 Project Contingency					
UNCOMMITTED	\$3,994	\$0	\$0	\$0	
	\$3,994	\$0	\$0	\$0	0.00%
Total 390-0000 Canyon HS IP Surveillance Camera and Systems	\$58,587	\$54,593	\$54,593	\$0	93.18%
390-9520 Canyon HS Interim Kitchen (DSA 04-118418)					
1. Design Cost					
1.01 Architect					
UNCOMMITTED	\$0	\$0	\$0	\$0	
GKKWORKS CANNON DESIGN	\$34,620	\$34,620	\$0	\$0	0.00%
	\$34,620	\$34,620	\$0	\$0	0.00%
2. Construction Cost					
2.01 Construction					
UNCOMMITTED	\$10	\$0	\$0	\$0	
E.R.E.S. ENTERPRISES INC DBA ECONOMY RESTAURANT EQUIP	\$49,721	\$49,721	\$0	\$0	0.00%
THE DICKLER CORPORATION DBA CHEFS TOYS	\$109,449	\$109,449	\$0	\$0	0.00%
	\$159,180	\$159,170	\$0	\$0	0.00%



Measure S Bond Program
Financial Report for September 2019
Budget vs Actuals - By School and Budget Category with Vendor Detail

QSS Data thru 9/30/2019

	Budget	Contracted to Date	Expended to Date	Quarterly Expense Jul '19 - Sep '19	% Expended
3. Program and Construction Management					
3.01 Program Management Fees					
UNCOMMITTED	\$0	\$0	\$0	\$0	
	\$0	\$0	\$0	\$0	
3.02 Construction Management Fees					
UNCOMMITTED	\$0	\$0	\$0	\$0	
	\$0	\$0	\$0	\$0	
4. Construction Support Costs					
4.01 Rental					
UNCOMMITTED	\$0	\$0	\$0	\$0	
ELITE MODULAR LEASING & SALES INC	\$129,295	\$129,295	\$82,229	\$82,229	63.60%
	\$129,295	\$129,295	\$82,229	\$82,229	63.60%
4.02 Title, Environmental, Stormwater Management					
UNCOMMITTED	\$0	\$0	\$0	\$0	
	\$0	\$0	\$0	\$0	
4.03 Commissioning					
UNCOMMITTED	\$0	\$0	\$0	\$0	
	\$0	\$0	\$0	\$0	
4.04 Builders Risk Insurance					
UNCOMMITTED	\$0	\$0	\$0	\$0	
	\$0	\$0	\$0	\$0	
4.05 DSA Review Fees					
UNCOMMITTED	\$0	\$0	\$0	\$0	
DIVISION OF STATE ARCHITECT	\$5,775	\$5,775	\$5,775	\$0	100.00%
	\$5,775	\$5,775	\$5,775	\$0	100.00%
4.06 Postage, Printing & Advertising					
UNCOMMITTED	\$0	\$0	\$0	\$0	
	\$0	\$0	\$0	\$0	
4.07 DSA Inspection					
UNCOMMITTED	\$0	\$0	\$0	\$0	
KNOWLAND CONSTRUCTION SERVICES	\$71,104	\$71,104	\$0	\$0	0.00%
	\$71,104	\$71,104	\$0	\$0	0.00%
Total 390-9520 Canyon HS Interim Kitchen (DSA 04-118418)	\$399,974	\$399,965	\$88,004	\$82,229	22.00%
390-9520 Canyon HS Phase II Planning and Design					
1. Design Cost					
1.01 Architect-Engineering Fees					
UNCOMMITTED	\$0	\$0	\$0	\$0	
GKKWORKS CANNON DESIGN	\$43,500	\$43,500	\$0	\$0	0.00%
	\$43,500	\$43,500	\$0	\$0	0.00%
1.02 AE Design Contingency					
UNCOMMITTED	\$0	\$0	\$0	\$0	



Measure S Bond Program
Financial Report for September 2019
Budget vs Actuals - By School and Budget Category with Vendor Detail

QSS Data thru 9/30/2019

	Budget	Contracted to Date	Expended to Date	Quarterly Expense Jul '19 - Sep '19	% Expended
	\$0	\$0	\$0	\$0	
5. Contingency					
5.01 Construction Contingency					
UNCOMMITTED	\$0	\$0	\$0	\$0	
5.02 Project Contingency					
UNCOMMITTED	\$664,000	\$0	\$0	\$0	
	\$664,000	\$0	\$0	\$0	0.00%
Total 390-9520 Canyon HS Phase II Planning and Design	\$707,500	\$43,500	\$0	\$0	0.00%
390-TBD Canyon HS Unallocated Funds					
1. Unallocated Bond Funds					
1.01 Unbudgeted Bond Funds					
UNCOMMITTED	\$2,441,413	\$0	\$0	\$0	
	\$2,441,413	\$0	\$0	\$0	0.00%
Total 390-TBD Canyon HS Unallocated Funds	\$2,441,413	\$0	\$0	\$0	0.00%
Canyon High School	\$72,000,000	\$48,027,341	\$5,986,097	\$1,594,890	8.31%
El Modena High School					
391-0000 El Modena HS IP Surveillance Camera and Systems					
1. FF&E (IP Surveillance Camera)					
5000+ New Equipment					
UNCOMMITTED	\$271	\$0	\$0	\$0	
CDW GOVERNMENT INC (Parts for IP Camera Systems)	\$39,388	\$39,388	\$39,388	\$0	100.00%
DIGITAL NETWORKS GROUP INC (F/I IP Camera Software)	\$11,719	\$11,719	\$11,719	\$0	100.00%
INTER-PACIFIC INC (Install IP Based Surveillance Camera System)	\$30,073	\$30,073	\$30,073	\$0	100.00%
	\$81,450	\$81,179	\$81,179	\$0	99.67%
2. Contingency					
2.01 Project Contingency					
UNCOMMITTED	\$6,299	\$0	\$0	\$0	
	\$6,299	\$0	\$0	\$0	0.00%
Total 391-0000 El Modena HS IP Surveillance Camera and Systems	\$87,749	\$81,179	\$81,179	\$0	92.51%
391-9520 El Modena HS Science Center					
1. Design Cost					
1.01 Architect					
UNCOMMITTED	\$0	\$0	\$0	\$0	
HARLEY ELLIS DEVEREAUX	\$1,954,014	\$1,954,014	\$1,478,123	\$0	75.65%



Measure S Bond Program
Financial Report for September 2019
Budget vs Actuals - By School and Budget Category with Vendor Detail

QSS Data thru 9/30/2019

	Budget	Contracted to Date	Expended to Date	Quarterly Expense Jul '19 - Sep '19	% Expended
LIONAKIS (Program Master Specifications)	\$14,059	\$14,059	\$14,059	\$0	100.00%
	\$1,968,073	\$1,968,073	\$1,492,182	\$0	75.82%
2. Construction Cost					
2.01 Construction					
UNCOMMITTED	\$56,979	\$0	\$0	\$0	
ACCO ENGINEERED SYSTEMS INC	\$355,544	\$355,544	\$0	\$0	0.00%
ANGELES CONTRACTOR, INC	\$25,818,000	\$25,818,000	\$2,219,602	\$2,219,602	8.60%
FAIR PLAY SCOREBOARDS	\$17,694	\$17,694	\$0	\$0	0.00%
	\$26,248,217	\$26,191,238	\$2,219,602	\$2,219,602	8.46%
3. Program and Construction Management					
3.01 Program Management Fees					
UNCOMMITTED	\$404,276	\$0	\$0	\$0	
CUMMING CONSTRUCTION MGMT INC	\$622,509	\$1,026,785	\$422,973	\$39,104	67.95%
	\$1,026,785	\$1,026,785	\$422,973	\$39,104	41.19%
3.02 Construction Management Fees					
UNCOMMITTED	\$166,180	\$0	\$0	\$0	
ARCADIS U.S. INC	\$1,620,622	\$1,786,803	\$820,089	\$191,096	50.60%
CORDOBA CORPORATION	\$74,438	\$74,438	\$15,588	\$15,588	20.94%
	\$1,861,240	\$1,861,240	\$835,677	\$206,684	44.90%
4. Construction Support Costs					
4.01 Rental					
UNCOMMITTED	\$0	\$0	\$0	\$0	
	\$0	\$0	\$0	\$0	
4.02 Title, Environmental, Stormwater Management					
UNCOMMITTED	\$84,517	\$0	\$0	\$0	
CHICAGO TITLE COMPANY	\$1,500	\$1,500	\$1,500	\$0	100.00%
CITY OF ORANGE (PUBLIC WORKS)	\$71	\$71	\$71	\$0	100.00%
CITY OF ORANGE (WATER DIVISION)	\$16,048	\$16,048	\$16,048	\$0	100.00%
ENVIRONMENTAL AUDIT INC	\$10,950	\$10,950	\$8,548	\$0	78.06%
OUSD COST OF INTEREST DISTRIBUTION FY 16/17	\$1	\$1	\$1	\$0	100.00%
	\$113,087	\$28,570	\$26,167	\$0	23.14%
4.03 Commissioning					
UNCOMMITTED	\$0	\$0	\$0	\$0	
P25 ENGINEERING INC	\$30,558	\$30,558	\$13,591	\$0	44.48%
	\$30,558	\$30,558	\$13,591	\$0	44.48%
4.04 Builders Risk Insurance					
UNCOMMITTED	\$0	\$0	\$0	\$0	
	\$0	\$0	\$0	\$0	
4.05 DSA Review Fees					
UNCOMMITTED	\$184,379	\$0	\$0	\$0	
DIVISION OF STATE ARCHITECT	\$306,338	\$306,338	\$306,338	\$0	100.00%
	\$490,717	\$306,338	\$306,338	\$0	62.43%



Measure S Bond Program
Financial Report for September 2019
Budget vs Actuals - By School and Budget Category with Vendor Detail

QSS Data thru 9/30/2019

	Budget	Contracted to Date	Expended to Date	Quarterly Expense Jul '19 - Sep '19	% Expended
4.06 Postage, Printing & Advertising					
UNCOMMITTED	\$27,496	\$0	\$0	\$0	
AMERICAN REPROGRAPHICS CO LLC	\$19,648	\$19,648	\$15,648	\$0	79.64%
SOUTHERN CALIFORNIA NEWS GROUP	\$2,024	\$2,024	\$2,024	\$0	100.00%
	\$49,168	\$21,672	\$17,672	\$0	35.94%
4.07 DSA Inspection					
UNCOMMITTED	\$191,367	\$0	\$0	\$0	
BPI INSPECTION SERVICE	\$238,850	\$238,850	\$20,060	\$20,060	8.40%
	\$430,217	\$238,850	\$20,060	\$20,060	4.66%
4.08 DSA Construction Phase Testing					
UNCOMMITTED	\$106,934	\$0	\$0	\$0	
KOURY ENGINEERING & TESTING INC (Geotechnical Engineering)	\$323,283	\$323,283	\$4,628	\$4,628	1.43%
	\$430,217	\$323,283	\$4,628	\$4,628	1.08%
4.09 Relocation					
UNCOMMITTED	\$0	\$0	\$0	\$0	
	\$0	\$0	\$0	\$0	
4.10 Labor Compliance					
UNCOMMITTED	\$61,460	\$0	\$0	\$0	
	\$61,460	\$0	\$0	\$0	0.00%
4.11 Preliminary Testing (Hazmat, Topo Survey, Geo					
UNCOMMITTED	\$399,324	\$0	\$0	\$0	
ALLEGIAN FIRE PROTECTION INC	\$525	\$525	\$525	\$0	100.00%
CALIFORNIA GEOLOGICAL SURVEY (Geology and Seismology Review)	\$3,600	\$3,600	\$3,600	\$0	100.00%
ENVIRONMENTAL NETWORK CORPORATION (Hazardous Material Investigation)	\$6,912	\$6,912	\$0	\$0	0.00%
HARLEY ELLIS DEVEREAUX	\$14,908	\$14,908	\$14,908	\$0	100.00%
NINYO & MOORE	\$29,981	\$29,981	\$0	\$0	0.00%
PCA ARBORISTS & CONSULTANTS INC	\$1,569	\$1,569	\$1,569	\$0	100.00%
THE CONVERSE PROFESSIONAL GROUP (Soils Investigation)	\$30,640	\$30,640	\$30,640	\$0	100.00%
	\$487,459	\$88,195	\$51,242	\$0	10.51%
4.12 Utility Connection Fees (with Local Permittin					
UNCOMMITTED	\$119,254	\$0	\$0	\$0	
SOUTHERN CALIFORNIA EDISON	\$3,665	\$3,665	\$3,665	\$0	100.00%
	\$122,919	\$3,665	\$3,665	\$0	2.98%
4.13 FF&E (Laboratory Tables and Chairs, other)					
UNCOMMITTED	\$983,354	\$0	\$0	\$0	
	\$983,354	\$0	\$0	\$0	0.00%
4.14 Legal Counsel					
UNCOMMITTED	\$61,460	\$0	\$0	\$0	
	\$61,460	\$0	\$0	\$0	0.00%
4.15 Miscellaneous Fees					
UNCOMMITTED	\$0	\$0	\$0	\$0	
	\$0	\$0	\$0	\$0	



Measure S Bond Program
Financial Report for September 2019
Budget vs Actuals - By School and Budget Category with Vendor Detail

QSS Data thru 9/30/2019

	Budget	Contracted to Date	Expended to Date	Quarterly Expense Jul '19 - Sep '19	% Expended
5. Contingency					
5.01 Construction Contingency					
UNCOMMITTED	\$2,581,800	\$0	\$0	\$0	
	\$2,581,800	\$0	\$0	\$0	0.00%
5.02 Project Contingency					
UNCOMMITTED	\$1,979,520	\$0	\$0	\$0	
ARCADIS U.S. INC	\$0	\$71,758	\$0	\$0	
	\$1,979,520	\$71,758	\$0	\$0	0.00%
Total 391-9520 El Modena HS Science Center	\$38,925,251	\$32,160,165	\$5,413,797	\$2,490,078	13.91%
391-9520 El Modena HS Phase II Planning and Design					
1. Design Cost					
1.01 Architect					
UNCOMMITTED	\$625	\$0	\$0	\$0	
HARLEY ELLIS DEVEREAUX	\$30,560	\$30,560	\$28,560	\$28,560	93.46%
	\$31,185	\$30,560	\$28,560	\$28,560	91.58%
2. Construction Cost					
2.01 Construction					
UNCOMMITTED	\$0	\$0	\$0	\$0	
	\$0	\$0	\$0	\$0	
5.02 Project Contingency					
UNCOMMITTED	\$1,799,375	\$0	\$0	\$0	
	\$1,799,375	\$0	\$0	\$0	0.00%
Total 391-9520 El Modena HS Phase II Planning and Design	\$1,830,560	\$30,560	\$28,560	\$28,560	1.56%
391-TBD El Modena HS Unallocated Funds					
1. Unallocated Bond Funds					
1.01 Unbudgeted Bond Funds					
UNCOMMITTED	\$31,155,440	\$0	\$0	\$0	
	\$31,155,440	\$0	\$0	\$0	0.00%
Total 391-TBD El Modena HS Unallocated Funds	\$31,155,440	\$0	\$0	\$0	0.00%
El Modena High School	\$72,000,000	\$32,271,904	\$5,523,536	\$2,518,638	7.67%
Orange High School					
392-0000 Orange HS IP Surveillance Camera and Systems					
1. FF&E (IP Surveillance Camera)					
\$5000+ New Equipment					
UNCOMMITTED	\$2,010	\$0	\$0	\$0	
CDW GOVERNMENT INC (Parts for IP Camera Systems)	\$53,662	\$53,662	\$53,662	\$0	100.00%
DIGITAL NETWORKS GROUP INC (F/I IP Camera Software)	\$13,569	\$13,569	\$13,569	\$0	100.00%



Measure S Bond Program
Financial Report for September 2019
Budget vs Actuals - By School and Budget Category with Vendor Detail

QSS Data thru 9/30/2019

	Budget	Contracted to Date	Expended to Date	Quarterly Expense Jul '19 - Sep '19	% Expended
INTER-PACIFIC INC (Install IP Based Surveillance Camera System)	\$34,837	\$34,837	\$34,837	\$0	100.00%
	\$104,078	\$102,068	\$102,068	\$0	98.07%
2. Contingency					
2.01 Project Contingency					
UNCOMMITTED	\$7,710	\$0	\$0	\$0	
	\$7,710	\$0	\$0	\$0	0.00%
Total 392-0000 Orange HS IP Surveillance Camera and Systems	\$111,788	\$102,068	\$102,068	\$0	91.30%
392-9520 Orange HS Phase II Planning and Design					
1. Design Cost					
1.01 Architect					
UNCOMMITTED	\$0	\$0	\$0	\$0	
LIONAKIS (Program Master Specifications)	\$80,500	\$80,500	\$76,138	\$1,808	94.58%
	\$80,500	\$80,500	\$76,138	\$1,808	94.58%
5.02 Project Contingency					
UNCOMMITTED	\$1,450,000	\$0	\$0	\$0	
	\$1,450,000	\$0	\$0	\$0	0.00%
Total 392-9520 Orange HS Phase II Planning and Design	\$1,530,500	\$80,500	\$76,138	\$1,808	4.97%
392-9520 Orange HS Science Bldg (DSA 04-116859)					
1. Design Cost					
1.01 Architect					
UNCOMMITTED	\$563	\$0	\$0	\$0	
LIONAKIS (Program Master Specifications)	\$1,871,513	\$1,871,513	\$1,482,385	\$23,960	79.21%
	\$1,872,076	\$1,871,513	\$1,482,385	\$23,960	79.18%
2. Construction Cost					
2.02 Construction of Science Center					
UNCOMMITTED	\$0	\$0	\$0	\$0	
ACCO ENGINEERED SYSTEMS INC	\$62,883	\$62,883	\$51,675	\$0	82.18%
CITY OF ORANGE (PUBLIC WORKS)	\$2,000	\$2,000	\$2,000	\$0	100.00%
GIANNELLI ELECTRIC INC	\$39,198	\$39,198	\$39,198	\$3,899	100.00%
GRUETT TREE CO INC (Removal of Trees)	\$7,625	\$7,625	\$7,625	\$0	100.00%
INTEGRATED DEMOLITION AND REMEDIATION (Abatement and Demolition)	\$44,800	\$44,800	\$44,800	\$0	100.00%
J & A FENCE (Custodial Storage Fencing)	\$6,885	\$6,885	\$6,885	\$0	100.00%
KYA SERVICES LLC (Install Carpet)	\$0	\$0	\$0	\$0	
OLESH, KEITH (Termite Services)	\$1,500	\$1,500	\$1,500	\$0	100.00%
PINNER CONSTRUCTION	\$25,982,984	\$25,982,984	\$4,430,180	\$4,207,932	17.05%
SOUTHERN CALIFORNIA NEWS GROUP	\$0	\$0	\$0	\$0	
TIME & ALARM SYSTEMS	\$3,100	\$3,100	\$3,100	\$0	100.00%



Measure S Bond Program
Financial Report for September 2019
Budget vs Actuals - By School and Budget Category with Vendor Detail

QSS Data thru 9/30/2019

	Budget	Contracted to Date	Expended to Date	Quarterly Expense Jul '19 - Sep '19	% Expended
TRIMARK RAYGAL LLC	\$0	\$0	\$0	\$0	
UNIVERSAL ASPHALT CO (Remove and Patch Asphalt)	\$6,830	\$6,830	\$6,830	\$0	100.00%
VORTEX INDUSTRIES, INC.	\$6,804	\$6,804	\$6,804	\$0	100.00%
	\$26,164,609	\$26,164,608	\$4,600,596	\$4,211,831	17.58%
3. Program and Construction Management					
3.01 Program Management Fees					
UNCOMMITTED	\$589,297	\$0	\$0	\$0	
CUMMING CONSTRUCTION MGMT INC	\$749,191	\$1,338,488	\$474,459	\$39,104	63.33%
	\$1,338,488	\$1,338,488	\$474,459	\$39,104	35.45%
3.02 Construction Management Fees					
UNCOMMITTED	\$593,781	\$0	\$0	\$0	
BALFOUR BEATTY CONSTRUCTION	\$1,063,720	\$1,063,721	\$1,063,720	\$120,397	100.00%
CORDOBA CORPORATION	\$74,438	\$74,438	\$11,165	\$11,165	15.00%
	\$1,731,938	\$1,138,158	\$1,074,885	\$131,562	62.06%
4. Construction Support Costs					
4.01 Rental					
UNCOMMITTED	\$0	\$0	\$0	\$0	
	\$0	\$0	\$0	\$0	
4.02 Title, Environmental, Stormwater Management					
UNCOMMITTED	\$94,772	\$0	\$0	\$0	
CHICAGO TITLE COMPANY	\$1,500	\$1,500	\$1,500	\$0	100.00%
OUSD COST OF INTEREST DISTRIBUTION FY 16/17	\$1	\$1	\$1	\$0	100.00%
PLACEWORKS INC	\$52,231	\$52,231	\$52,231	\$0	100.00%
STATE WATER RESOURCES CONTROL BOARD (SWRCB)	\$726	\$726	\$726	\$0	100.00%
	\$149,230	\$54,458	\$54,458	\$0	36.49%
4.03 Commissioning					
UNCOMMITTED	\$0	\$0	\$0	\$0	
P2S ENGINEERING INC	\$30,585	\$30,585	\$14,434	\$0	47.19%
	\$30,585	\$30,585	\$14,434	\$0	47.19%
4.04 Builders Risk Insurance					
UNCOMMITTED	\$0	\$0	\$0	\$0	
	\$0	\$0	\$0	\$0	
4.05 DSA Review Fees					
UNCOMMITTED	\$172,987	\$0	\$0	\$0	
DIVISION OF STATE ARCHITECT	\$252,750	\$252,750	\$252,750	\$0	100.00%
OUSD REVOLVING CASH	\$500	\$500	\$500	\$0	100.00%
	\$426,237	\$253,250	\$253,250	\$0	59.42%
4.06 Postage, Printing & Advertising					
UNCOMMITTED	\$36,302	\$0	\$0	\$0	
AMERICAN REPROGRAPHICS CO LLC	\$11,807	\$11,807	\$8,231	\$0	69.71%
SOUTHERN CALIFORNIA NEWS GROUP	\$8,518	\$8,518	\$8,518	\$0	100.00%
	\$56,626	\$20,325	\$16,748	\$0	29.58%
4.07 DSA Inspection					



Measure S Bond Program
Financial Report for September 2019
Budget vs Actuals - By School and Budget Category with Vendor Detail

QSS Data thru 9/30/2019

	Budget	Contracted to Date	Expended to Date	Quarterly Expense Jul '19 - Sep '19	% Expended
UNCOMMITTED	\$145,585	\$0	\$0	\$0	
KNOWLAND CONSTRUCTION SERVICES	\$323,247	\$323,247	\$75,690	\$75,690	23.42%
	\$468,832	\$323,247	\$75,690	\$75,690	16.14%
4.08 DSA Construction Phase Testing					
UNCOMMITTED	\$125,025	\$0	\$0	\$0	
MINYO & MOORE	\$335,032	\$335,032	\$39,991	\$32,199	11.94%
	\$460,057	\$335,032	\$39,991	\$32,199	8.69%
4.09 Relocation					
UNCOMMITTED	\$0	\$0	\$0	\$0	
	\$0	\$0	\$0	\$0	
4.10 Labor Compliance					
UNCOMMITTED	\$81,902	\$0	\$0	\$0	
	\$81,902	\$0	\$0	\$0	0.00%
4.11 Preliminary Testing (Hazmat, Topo Survey, Geo					
UNCOMMITTED	\$580,704	\$0	\$0	\$0	
CALIFORNIA GEOLOGICAL SURVEY (Geology and Seismology Review)	\$3,600	\$3,600	\$3,600	\$0	100.00%
KOURY ENGINEERING & TESTING INC (Geotechnical Engineering)	\$13,300	\$13,300	\$13,300	\$0	100.00%
PENCO ENGINEERING INC (Topographical Survey Services)	\$42,350	\$42,350	\$41,070	\$0	96.98%
RMA GROUP (dba SITSCAN)	\$49,533	\$49,533	\$49,533	\$0	100.00%
	\$689,487	\$108,783	\$107,503	\$0	15.59%
4.12 Utility Connection Fees (with Local Permittin					
UNCOMMITTED	\$154,391	\$0	\$0	\$0	
CITY OF ORANGE (PUBLIC WORKS)	\$2,500	\$2,500	\$2,500	\$0	100.00%
SOUTHERN CALIFORNIA EDISON	\$6,912	\$6,912	\$6,912	\$0	100.00%
	\$163,803	\$9,412	\$9,412	\$0	5.75%
4.13 FF&E (Laboratory Tables and Chairs, other)					
UNCOMMITTED	\$1,300,962	\$0	\$0	\$0	
CONEXWEST	\$9,466	\$9,466	\$9,419	\$0	99.51%
VORTEX INDUSTRIES, INC.	\$0	\$0	\$0	\$0	
	\$1,310,428	\$9,466	\$9,419	\$0	0.72%
4.14 Legal Counsel					
UNCOMMITTED	\$81,902	\$0	\$0	\$0	
	\$81,902	\$0	\$0	\$0	0.00%
4.15 Miscellaneous Fees					
UNCOMMITTED	\$0	\$0	\$0	\$0	
	\$0	\$0	\$0	\$0	
5. Contingency					
5.01 Construction Contingency					
UNCOMMITTED	\$2,610,900	\$0	\$0	\$0	
	\$2,610,900	\$0	\$0	\$0	0.00%
5.02 Project Contingency					
UNCOMMITTED	\$5,086,763	\$0	\$0	\$0	
	\$5,086,763	\$0	\$0	\$0	0.00%



Measure S Bond Program
Financial Report for September 2019
Budget vs Actuals - By School and Budget Category with Vendor Detail

QSS Data thru 9/30/2019

	Budget	Contracted to Date	Expended to Date	Quarterly Expense Jul '19 - Sep '19	% Expended
Total 392-9520 Orange HS Science Bldg (DSA 04-116859)	\$42,723,863	\$31,657,324	\$8,213,229	\$4,514,346	19.22%
392-9520 Orange HS Shade Structure (DSA 04-118351)					
1. Design Cost					
1.01 Architect Engineering					
UNCOMMITTED	\$0	\$0	\$0	\$0	
	\$0	\$0	\$0	\$0	
2. Construction Cost					
2.01 Construction					
UNCOMMITTED	\$0	\$0	\$0	\$0	
PINNAR CONSTRUCTION	\$126,016	\$126,016	\$15,548	\$14,449	12.34%
	\$126,016	\$126,016	\$15,548	\$14,449	12.34%
2.02 Other Construction					
UNCOMMITTED	\$0	\$0	\$0	\$0	
	\$0	\$0	\$0	\$0	
3. Program and Construction Management					
3.01 Program Management Fees					
UNCOMMITTED	\$0	\$0	\$0	\$0	
	\$0	\$0	\$0	\$0	
3.02 Construction Management Fees					
UNCOMMITTED	\$0	\$0	\$0	\$0	
	\$0	\$0	\$0	\$0	
4. Construction Support Costs					
4.03 Commissioning					
UNCOMMITTED	\$0	\$0	\$0	\$0	
	\$0	\$0	\$0	\$0	
4.05 DSA Review Fees					
UNCOMMITTED	\$0	\$0	\$0	\$0	
DIVISION OF STATE ARCHITECT	\$1,711	\$1,711	\$1,711	\$0	100.00%
	\$1,711	\$1,711	\$1,711	\$0	100.00%
Total 392-9520 Orange HS Shade Structure (DSA 04-118351)	\$127,727	\$127,727	\$17,259	\$14,449	13.51%
392-9520 Orange HS Site Improvements (DSA 04-116673)					
1. Design Cost					
1.01 Architect					
UNCOMMITTED	\$0	\$0	\$0	\$0	
LIONAKIS (Program Master Specifications)	\$450,189	\$450,189	\$440,430	\$0	97.83%
SILVER CREEK INDUSTRIES INC (Engineering for Warming Kitchen Relocatable Building)	\$29,682	\$29,682	\$29,682	\$0	100.00%
	\$479,871	\$479,871	\$470,112	\$0	97.97%



Measure S Bond Program
Financial Report for September 2019
Budget vs Actuals - By School and Budget Category with Vendor Detail

QSS Data thru 9/30/2019

	Budget	Contracted to Date	Expended to Date	Quarterly Expense Jul '19 - Sep '19	% Expended
2. Construction Cost					
2.01 Construction					
UNCOMMITTED	\$0	\$0	\$0	\$0	
ACCO ENGINEERED SYSTEMS INC	\$209,074	\$209,074	\$209,074	\$0	100.00%
KYA SERVICES LLC (Install Carpet)	\$20,824	\$20,824	\$9,564	\$0	45.93%
SWINERTON BUILDERS	\$6,556,428	\$6,556,428	\$6,555,566	\$394,285	99.99%
TRIMARK RAYGAL LLC	\$89,860	\$89,860	\$89,860	\$4,493	100.00%
	\$6,876,186	\$6,876,186	\$6,864,064	\$398,778	99.82%
3. Program and Construction Management					
3.01 Program Management Fees					
UNCOMMITTED	\$0	\$0	\$0	\$0	
	\$0	\$0	\$0	\$0	
3.02 Construction Management Fees					
UNCOMMITTED	\$0	\$0	\$0	\$0	
	\$0	\$0	\$0	\$0	
4. Construction Support Costs					
4.01 Rental					
UNCOMMITTED	\$0	\$0	\$0	\$0	
	\$0	\$0	\$0	\$0	
4.02 Title, Environmental, Stormwater Management					
UNCOMMITTED	\$0	\$0	\$0	\$0	
ORANGE COUNTY HEALTH CARE AGENCY	\$1,470	\$1,470	\$1,470	\$0	100.00%
	\$1,470	\$1,470	\$1,470	\$0	100.00%
4.03 Commissioning					
UNCOMMITTED	\$0	\$0	\$0	\$0	
P25 ENGINEERING INC	\$4,755	\$4,755	\$2,419	\$0	50.88%
	\$4,755	\$4,755	\$2,419	\$0	50.88%
4.04 Builders Risk Insurance					
UNCOMMITTED	\$0	\$0	\$0	\$0	
	\$0	\$0	\$0	\$0	
4.05 DSA Review Fees					
UNCOMMITTED	\$3,853	\$0	\$0	\$0	
DIVISION OF STATE ARCHITECT	\$94,585	\$94,585	\$94,585	\$67,155	100.00%
	\$98,438	\$94,585	\$94,585	\$67,155	96.09%
4.06 Postage, Printing & Advertising					
UNCOMMITTED	\$1	\$0	\$0	\$0	
AMERICAN REPROGRAPHICS CO LLC	\$7,630	\$7,630	\$7,630	\$424	100.00%
SOUTHERN CALIFORNIA NEWS GROUP	\$1,264	\$1,264	\$1,264	\$0	100.00%
	\$8,895	\$8,894	\$8,894	\$424	99.99%
4.07 DSA Inspection					
UNCOMMITTED	\$0	\$0	\$0	\$0	
KNOWLAND CONSTRUCTION SERVICES	\$104,480	\$104,480	\$96,985	\$0	92.83%



Measure S Bond Program
Financial Report for September 2019
Budget vs Actuals - By School and Budget Category with Vendor Detail

QSS Data thru 9/30/2019

	Budget	Contracted to Date	Expended to Date	Quarterly Expense Jul '19 - Sep '19	% Expended
4.08 DSA Construction Phase Testing	\$104,480	\$104,480	\$96,985	\$0	92.83%
UNCOMMITTED	\$0	\$0	\$0	\$0	
NINYO & MOORE	\$113,255	\$113,255	\$112,544	\$0	99.37%
	\$113,255	\$113,255	\$112,544	\$0	99.37%
4.09 Relocation					
UNCOMMITTED	\$0	\$0	\$0	\$0	
	\$0	\$0	\$0	\$0	
4.10 Labor Compliance					
UNCOMMITTED	\$0	\$0	\$0	\$0	
	\$0	\$0	\$0	\$0	
4.11 Preliminary Testing (Hazmat, Topo Survey, Geo					
UNCOMMITTED	\$0	\$0	\$0	\$0	
ENVIRONMENTAL NETWORK CORPORATION (Hazardous Material Investigation)	\$9,100	\$9,100	\$6,680	\$0	73.41%
	\$9,100	\$9,100	\$6,680	\$0	73.41%
4.12 Utility Connection Fees (with Local Permittin					
UNCOMMITTED	\$0	\$0	\$0	\$0	
	\$0	\$0	\$0	\$0	
4.13 FF&E (Laboratory Tables and Chairs, other)					
UNCOMMITTED	\$0	\$0	\$0	\$0	
	\$0	\$0	\$0	\$0	
4.14 Legal Counsel					
UNCOMMITTED	\$0	\$0	\$0	\$0	
	\$0	\$0	\$0	\$0	
5. Contingency					
5.01 Construction Contingency					
UNCOMMITTED	\$11,778	\$0	\$0	\$0	
	\$11,778	\$0	\$0	\$0	0.00%
5.02 Project Contingency					
UNCOMMITTED	\$298,271	\$0	\$0	\$0	
	\$298,271	\$0	\$0	\$0	0.00%
Total 392-9520 Orange HS Site Improvements (DSA 04-116673)	\$8,006,498	\$7,692,596	\$7,657,752	\$466,357	95.64%
392-TBD Orange HS Unallocated Funds					
1. Unallocated Bond Funds					
1.01 Unbudgeted Bond Funds					
UNCOMMITTED	\$19,499,624	\$0	\$0	\$0	
	\$19,499,624	\$0	\$0	\$0	0.00%
Total 392-TBD Orange HS Unallocated Funds	\$19,499,624	\$0	\$0	\$0	0.00%
Orange High School	\$72,000,000	\$39,660,214	\$16,066,446	\$4,996,959	22.31%



Measure S Bond Program
Financial Report for September 2019
Budget vs Actuals - By School and Budget Category with Vendor Detail

QSS Data thru 9/30/2019

Villa Park High School

394-0000 Villa Park HS IP Surveillance Camera and Systems

1. FF&E (IP Surveillance Camera)

\$5000+ New Equipment

UNCOMMITTED	\$1,188	\$0	\$0	\$0	
CDW GOVERNMENT INC (Parts for IP Camera Systems)	\$32,182	\$32,182	\$32,182	\$0	100.00%
DIGITAL NETWORKS GROUP INC (F/I IP Camera Software)	\$8,635	\$8,635	\$8,635	\$0	100.00%
INTER-PACIFIC INC (Install IP Based Surveillance Camera System)	\$22,133	\$22,133	\$22,133	\$0	100.00%
	\$64,137	\$62,949	\$62,949	\$0	98.15%

2. Contingency

2.01 Project Contingency

UNCOMMITTED	\$4,930	\$0	\$0	\$0	
	\$4,930	\$0	\$0	\$0	0.00%

Total 394-0000 Villa Park HS IP Surveillance Camera and Systems

\$69,067 \$62,949 \$62,949 \$0 91.14%

394-9520 Villa Park HS Science Center (DSA 04-117022)

1. Design Cost

1.01 Architect

UNCOMMITTED	\$70,598	\$0	\$0	\$0	
DKS ASSOCIATES	\$78,310	\$78,310	\$66,213	\$20,641	84.55%
LIONAKIS (Program Master Specifications)	\$14,059	\$14,059	\$14,059	\$0	100.00%
LPA INC	\$2,161,858	\$2,161,858	\$1,558,074	\$30,299	72.07%
	\$2,324,825	\$2,254,227	\$1,638,346	\$50,940	70.47%

2. Construction Cost

2.01 Construction

UNCOMMITTED	\$199,351	\$0	\$0	\$0	
ACCO ENGINEERED SYSTEMS INC	\$150,829	\$150,829	\$127,947	\$127,947	84.83%
ANGELES CONTRACTOR, INC	\$20,179,504	\$20,179,504	\$2,385,975	\$1,861,866	11.82%
	\$20,529,684	\$20,330,333	\$2,513,922	\$1,989,813	12.25%

3. Program and Construction Management

3.01 Program Management Fees

UNCOMMITTED	\$472,911	\$0	\$0	\$0	
CUMMING CONSTRUCTION MGMT INC	\$682,224	\$1,155,135	\$460,000	\$42,232	67.43%
	\$1,155,135	\$1,155,135	\$460,000	\$42,232	39.82%

3.02 Construction Management Fees

UNCOMMITTED	\$284,581	\$0	\$0	\$0	
CORDOBA CORPORATION	\$1,459,850	\$1,571,242	\$849,987	\$206,095	58.22%
	\$1,744,430	\$1,571,242	\$849,987	\$206,095	48.73%



Measure S Bond Program
Financial Report for September 2019
Budget vs Actuals - By School and Budget Category with Vendor Detail

QSS Data thru 9/30/2019

	Budget	Contracted to Date	Expended to Date	Quarterly Expense Jul '19 - Sep '19	% Expended
4. Construction Support Costs					
4.01 Rental					
UNCOMMITTED	\$34,606	\$0	\$0	\$0	
	\$34,606	\$0	\$0	\$0	0.00%
4.02 Title, Environmental, Stormwater Management					
UNCOMMITTED	\$13,840	\$0	\$0	\$0	
CHICAGO TITLE COMPANY	\$750	\$750	\$750	\$0	100.00%
OUSD COST OF INTEREST DISTRIBUTION FY 16/17	\$1	\$1	\$1	\$0	100.00%
PLACEWORKS INC	\$87,059	\$87,059	\$73,237	\$0	84.12%
	\$101,650	\$87,810	\$73,987	\$0	72.79%
4.03 Commissioning					
UNCOMMITTED	\$0	\$0	\$0	\$0	
P2S ENGINEERING INC	\$31,635	\$31,635	\$15,970	\$0	50.48%
	\$31,635	\$31,635	\$15,970	\$0	50.48%
4.04 Builders Risk Insurance					
UNCOMMITTED	\$0	\$0	\$0	\$0	
	\$0	\$0	\$0	\$0	
4.05 DSA Review Fees					
UNCOMMITTED	\$29,470	\$0	\$0	\$0	
DIVISION OF STATE ARCHITECT	\$289,250	\$289,250	\$289,250	\$0	100.00%
	\$318,720	\$289,250	\$289,250	\$0	90.75%
4.06 Postage, Printing & Advertising					
UNCOMMITTED	\$27,944	\$0	\$0	\$0	
AMERICAN REPROGRAPHICS CO LLC	\$14,483	\$14,483	\$10,483	\$0	72.38%
SOUTHERN CALIFORNIA NEWS GROUP	\$1,768	\$1,768	\$1,768	\$0	100.00%
	\$44,195	\$16,251	\$12,251	\$0	27.72%
4.07 DSA Inspection					
UNCOMMITTED	\$24,947	\$0	\$0	\$0	
BPI INSPECTION SERVICE	\$318,495	\$318,495	\$17,765	\$6,800	5.58%
	\$343,442	\$318,495	\$17,765	\$6,800	5.17%
4.08 DSA Construction Phase Testing					
UNCOMMITTED	\$86,707	\$0	\$0	\$0	
NINYO & MOORE	\$263,869	\$263,869	\$7,730	\$0	2.93%
	\$350,576	\$263,869	\$7,730	\$0	2.20%
4.09 Relocation					
UNCOMMITTED	\$360	\$0	\$0	\$0	
	\$360	\$0	\$0	\$0	0.00%
4.10 Labor Compliance					
UNCOMMITTED	\$55,244	\$0	\$0	\$0	
	\$55,244	\$0	\$0	\$0	0.00%
4.11 Preliminary Testing (Hazmat, Topo Survey, Geo					
UNCOMMITTED	\$351,437	\$0	\$0	\$0	
CALIFORNIA GEOLOGICAL SURVEY (Geology and Seismology Review)	\$3,600	\$3,600	\$3,600	\$0	100.00%
ENVIRONMENTAL NETWORK CORPORATION (Hazardous Material investigation)	\$3,140	\$3,140	\$0	\$0	0.00%



Measure 5 Bond Program
Financial Report for September 2019
Budget vs Actuals - By School and Budget Category with Vendor Detail

QSS Data thru 9/30/2019

	Budget	Contracted to Date	Expended to Date	Quarterly Expense Jul '19 - Sep '19	% Expended
LEIGHTON CONSULTING INC (Geotechnical Engineering)	\$20,000	\$20,000	\$16,549	\$0	82.75%
PSOMAS (Topographical Survey)	\$27,000	\$27,000	\$21,034	\$0	77.90%
RMA GROUP (dba SITESCAN)	\$53,125	\$53,125	\$19,100	\$0	35.95%
SPECTRUM FIRE PROTECTION (Fire Hydrant Flow Test)	\$1,000	\$1,000	\$1,000	\$0	100.00%
	\$459,302	\$107,865	\$61,283	\$0	13.34%
4.12 Utility Connection Fees (with Local Permittin					
UNCOMMITTED	\$110,488	\$0	\$0	\$0	
	\$110,488	\$0	\$0	\$0	0.00%
4.13 FF&E (Laboratory Tables and Chairs, other)					
UNCOMMITTED	\$871,544	\$0	\$0	\$0	
CULVER-NEWLIN INC	\$12,359	\$12,359	\$12,359	\$0	100.00%
	\$883,903	\$12,359	\$12,359	\$0	1.40%
4.14 Legal Counsel					
UNCOMMITTED	\$55,244	\$0	\$0	\$0	
	\$55,244	\$0	\$0	\$0	0.00%
5. Contingency					
5.01 Construction Contingency					
UNCOMMITTED	\$2,396,894	\$0	\$0	\$0	
	\$2,396,894	\$0	\$0	\$0	0.00%
5.02 Project Contingency					
UNCOMMITTED	\$7,762,037	\$0	\$0	\$0	
	\$7,762,037	\$0	\$0	\$0	0.00%
Total 394-9520 Villa Park HS Science Center (DSA 04-117022)	\$38,702,370	\$26,438,470	\$5,952,848	\$2,295,879	15.38%
394-9520 Villa Park HS Interim Housing (DSA 04-116788)					
1. Design Cost					
1.01 Architect					
UNCOMMITTED	\$0	\$0	\$0	\$0	
LPA INC	\$70,000	\$70,000	\$70,000	\$0	100.00%
	\$70,000	\$70,000	\$70,000	\$0	100.00%
2. Construction Cost					
2.01 Construction					
UNCOMMITTED	\$0	\$0	\$0	\$0	
ACCO ENGINEERED SYSTEMS INC	\$36,527	\$36,527	\$36,527	\$36,527	100.00%
ANGELES CONTRACTOR, INC	\$1,070,302	\$1,070,302	\$1,070,302	\$285,141	100.00%
	\$1,106,829	\$1,106,829	\$1,106,829	\$321,667	100.00%
3. Program and Construction Management					
3.01 Program Management Fees					
UNCOMMITTED	\$0	\$0	\$0	\$0	
	\$0	\$0	\$0	\$0	
3.02 Construction Management Fees					



Measure S Bond Program
Financial Report for September 2019
Budget vs Actuals - By School and Budget Category with Vendor Detail

QSS Data thru 9/30/2019

	Budget	Contracted to Date	Expended to Date	Quarterly Expense Jul '19 - Sep '19	% Expended
UNCOMMITTED	\$0	\$0	\$0	\$0	
	\$0	\$0	\$0	\$0	
4. Construction Support Costs					
4.01 Rental					
UNCOMMITTED	\$0	\$0	\$0	\$0	
ELITE MODULAR LEASING & SALES INC	\$444,082	\$444,082	\$253,237	\$0	57.02%
	\$444,082	\$444,082	\$253,237	\$0	57.02%
4.02 Title, Environmental, Stormwater Management					
UNCOMMITTED	\$0	\$0	\$0	\$0	
	\$0	\$0	\$0	\$0	
4.03 Commissioning					
UNCOMMITTED	\$0	\$0	\$0	\$0	
	\$0	\$0	\$0	\$0	
4.05 DSA Review Fees					
UNCOMMITTED	\$2,812	\$0	\$0	\$0	
DIVISION OF STATE ARCHITECT	\$18,116	\$18,116	\$18,116	\$0	100.00%
	\$20,928	\$18,116	\$18,116	\$0	86.56%
4.06 Postage, Printing & Advertising					
UNCOMMITTED	\$0	\$0	\$0	\$0	
	\$0	\$0	\$0	\$0	
4.07 DSA Inspection					
UNCOMMITTED	\$0	\$0	\$0	\$0	
BPI INSPECTION SERVICE	\$43,265	\$43,265	\$43,265	\$6,800	100.00%
	\$43,265	\$43,265	\$43,265	\$6,800	100.00%
4.08 DSA Construction Phase Testing					
UNCOMMITTED	\$0	\$0	\$0	\$0	
NINYO & MOORE	\$36,131	\$36,131	\$36,131	\$0	100.00%
	\$36,131	\$36,131	\$36,131	\$0	100.00%
4.09 Relocation Services (Charged to District)					
UNCOMMITTED	\$0	\$0	\$0	\$0	
Beltmann Group, Inc.	\$4,640	\$4,640	\$4,640	\$4,640	100.00%
	\$4,640	\$4,640	\$4,640	\$4,640	100.00%
4.11 Preliminary Testing (Hazmat, Topo, Geo etc)					
UNCOMMITTED	\$0	\$0	\$0	\$0	
	\$0	\$0	\$0	\$0	
4.12 Utility Connection Fees (Local Permitting)					
UNCOMMITTED	\$0	\$0	\$0	\$0	
	\$0	\$0	\$0	\$0	
4.13 FF&E (Laboratory Tables and Chairs, other)					
UNCOMMITTED	\$0	\$0	\$0	\$0	
	\$0	\$0	\$0	\$0	
4.14 Legal Counsel					
UNCOMMITTED	\$0	\$0	\$0	\$0	
	\$0	\$0	\$0	\$0	



Measure S Bond Program
Financial Report for September 2019
Budget vs Actuals - By School and Budget Category with Vendor Detail

QSS Data thru 9/30/2019

	Budget	Contracted to Date	Expended to Date	Quarterly Expense Jul '19 - Sep '19	% Expended
5. Contingency					
5.01 Construction Contingency					
UNCOMMITTED	\$0	\$0	\$0	\$0	
	<u>\$0</u>	<u>\$0</u>	<u>\$0</u>	<u>\$0</u>	
5.02 Project Contingency					
UNCOMMITTED	\$0	\$0	\$0	\$0	
	<u>\$0</u>	<u>\$0</u>	<u>\$0</u>	<u>\$0</u>	
Total 394-9520 Villa Park HS Interim Housing (DSA 04-116788)	\$1,725,875	\$1,723,063	\$1,592,218	\$393,107	88.78%
394-9520 Villa Park HS Parking and Drop Off (DSA 04-118521)					
1. Design Cost					
1.01 Architect					
UNCOMMITTED	\$0	\$0	\$0	\$0	
LPA INC	\$107,305	\$107,305	\$44,873	\$25,363	41.82%
	<u>\$107,305</u>	<u>\$107,305</u>	<u>\$44,873</u>	<u>\$25,363</u>	<u>41.82%</u>
2. Construction Cost					
2.01 Construction					
UNCOMMITTED	\$0	\$0	\$0	\$0	
ANGELES CONTRACTOR, INC	\$2,750,000	\$2,750,000	\$0	\$0	0.00%
	<u>\$2,750,000</u>	<u>\$2,750,000</u>	<u>\$0</u>	<u>\$0</u>	<u>0.00%</u>
3. Program and Construction Management					
3.01 Program Management Fees					
UNCOMMITTED	\$0	\$0	\$0	\$0	
	<u>\$0</u>	<u>\$0</u>	<u>\$0</u>	<u>\$0</u>	
3.02 Construction Management Fees					
UNCOMMITTED	\$0	\$0	\$0	\$0	
	<u>\$0</u>	<u>\$0</u>	<u>\$0</u>	<u>\$0</u>	
4. Construction Support Costs					
4.02 Title, Environmental, Stormwater Management					
UNCOMMITTED	\$0	\$0	\$0	\$0	
	<u>\$0</u>	<u>\$0</u>	<u>\$0</u>	<u>\$0</u>	
4.03 Commissioning					
UNCOMMITTED	\$0	\$0	\$0	\$0	
	<u>\$0</u>	<u>\$0</u>	<u>\$0</u>	<u>\$0</u>	
4.05 DSA Review Fees					
UNCOMMITTED	\$0	\$0	\$0	\$0	
DIVISION OF STATE ARCHITECT	\$37,450	\$37,450	\$37,450	\$37,450	100.00%
	<u>\$37,450</u>	<u>\$37,450</u>	<u>\$37,450</u>	<u>\$37,450</u>	<u>100.00%</u>
Total 394-9520 Villa Park HS Parking and Drop Off (DSA 04-118521)	\$2,894,755	\$2,894,755	\$82,323	\$62,813	2.84%



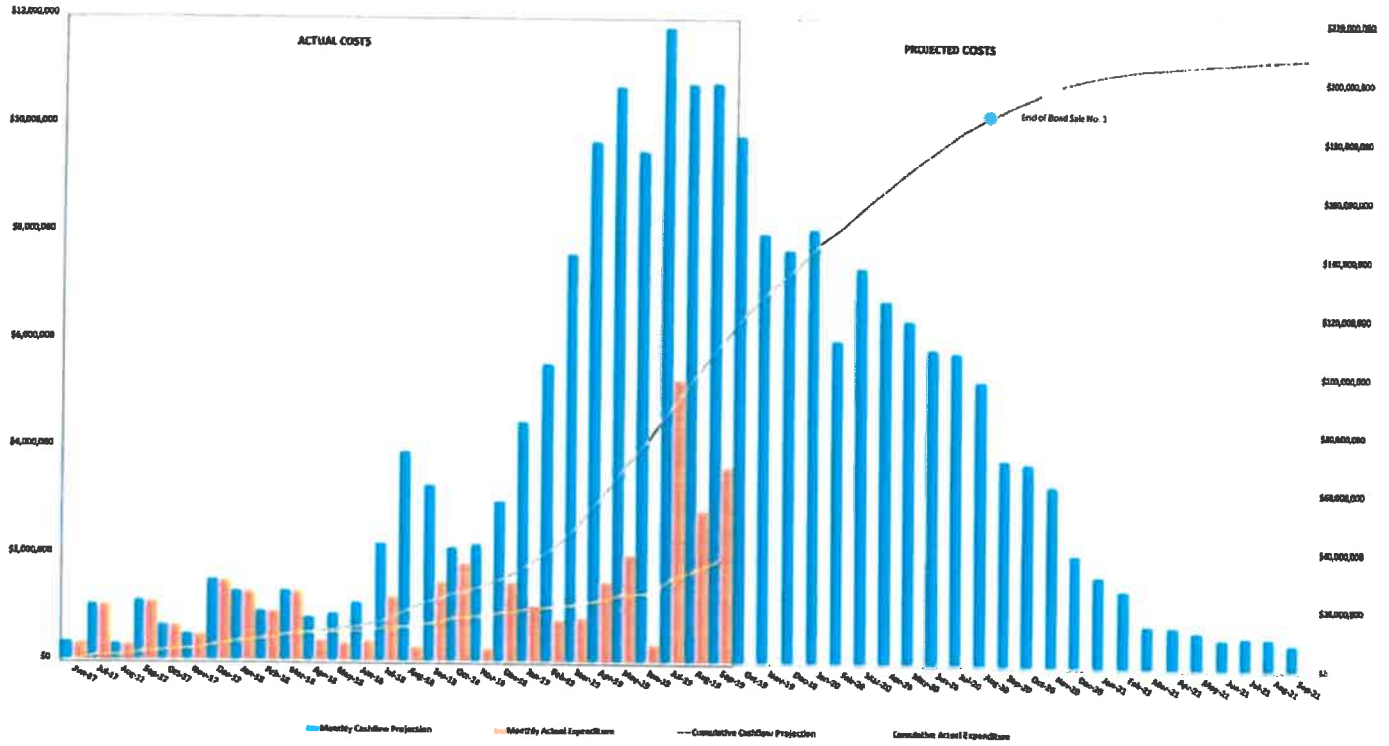
Measure S Bond Program
Financial Report for September 2019
Budget vs Actuals - By School and Budget Category with Vendor Detail

QSS Data thru 9/30/2019

	Budget	Contracted to Date	Expended to Date	Quarterly Expense Jul '19 - Sep '19	% Expended
394-9520 Villa Park HS Phase II Planning and Design					
1. Design Cost					
1.01 Architect					
UNCOMMITTED	\$0	\$0	\$0	\$0	
LPA INC	\$77,000	\$77,000	\$74,480	\$9,880	96.73%
	\$77,000	\$77,000	\$74,480	\$9,880	96.73%
5. Contingency					
5.01 Construction Contingency					
UNCOMMITTED	\$0	\$0	\$0	\$0	
	\$0	\$0	\$0	\$0	
5.02 Project Contingency					
UNCOMMITTED	\$1,800,000	\$0	\$0	\$0	
	\$1,800,000	\$0	\$0	\$0	0.00%
Total 394-9520 Villa Park HS Phase II Planning and Design	\$1,877,000	\$77,000	\$74,480	\$9,880	3.97%
394-TBD Villa Park Unallocated Funds					
1. Unallocated Bond Funds					
1.01 Unbudgeted Bond Funds					
UNCOMMITTED	\$26,730,933	\$0	\$0	\$0	
	\$26,730,933	\$0	\$0	\$0	0.00%
Total 394-TBD Villa Park Unallocated Funds	\$26,730,933	\$0	\$0	\$0	0.00%
Villa Park High School	\$72,000,000	\$31,196,238	\$7,704,819	\$2,701,680	10.70%

3.2 Cash Flow Projections

MEASURE 5 BOND PROGRAM - SCIENCE CENTER (PHASE I) CASH FLOW PROJECTION Actual Costs thru September 30, 2019 Projected Costs thru September 30, 2021



4.0 PROGRAM SUMMARY SCHEDULE



MEASURE S BOND PROGRAM - PHASE I: SCHEDULE SUMMARY

2016				2017								2018								2019							
4th Quarter 2016				1st Quarter 2017		2nd Quarter 2017		3rd Quarter 2017		4th Quarter 2017		1st Quarter 2018		2nd Quarter 2018		3rd Quarter 2018		4th Quarter 2018		1st Quarter 2019		2nd Quarter 2019					
Oct	Nov	Dec		Jan	Feb	Mar	Apr	May	Jun	Jul	Aug	Sep	Oct	Nov	Dec	Jan	Feb	Mar	Apr	May							
ORANGE HS - Site Infrastructure, Move Relocatable Buildings, Bus Drop-Off, Restroom Renovation & Satellite Kitchen - COMPLETED																											
PROGRAM PHASE				DESIGN PHASE				DSA REVIEW & APPROVAL				BID & AWARD				INFRASTRUCTURE				SATELLITE KITCHEN CONSTRUCTION				FF&E/CLOSEOUT			
ORANGE HS - STEM Building, Medically Fragile Classrooms, New Fire Lanes																											
PROGRAM PHASE				DESIGN PHASE				DSA REVIEW & APPROVAL				BID & AWARD												CONSTRUCTION			
VILLA PARK HS - STEM Building, Medically Fragile Classrooms, Interim Housing, Site Infrastructure, Stormwater Bioretention Basin																											
PROGRAM PHASE				DESIGN PHASE				DSA REVIEW & APPROVAL				BID & AWARD												CONSTRUCTION			
EL MODENA HS - STEM Building, Medically Fragile Classrooms, Site Infrastructure, New Fire Lanes, Parking Lot Lighting																											
PROGRAM PHASE				DESIGN PHASE				DSA REVIEW & APPROVAL				BID & AWARD												CONSTRUCTION			
CANYON HS - STEM Building, Site Infrastructure, Temporary Kitchen, New Classrooms, Administration, Nurse Entry, Food Service, Drop-Off Circulation,																											
PROGRAM PHASE				DESIGN PHASE				DSA REVIEW & APPROVAL				BID & AWARD												CONSTRUCTION			
FF&E/CLOSEOUT																											

— Villa Park HS Schematic Design & Budget Board Approved 6/8/17

— Canyon HS Schematic Design & Budget Board Approved 5/25/17

— El Modena HS Schematic Design & Budget Board Approved 5/11/17

— Orange HS Schematic Design & Budget Board Approved 4/13/17

— Program Manager Starts Work 1/17/17

— Bond Measure S Passes by 62% on 11/8/16

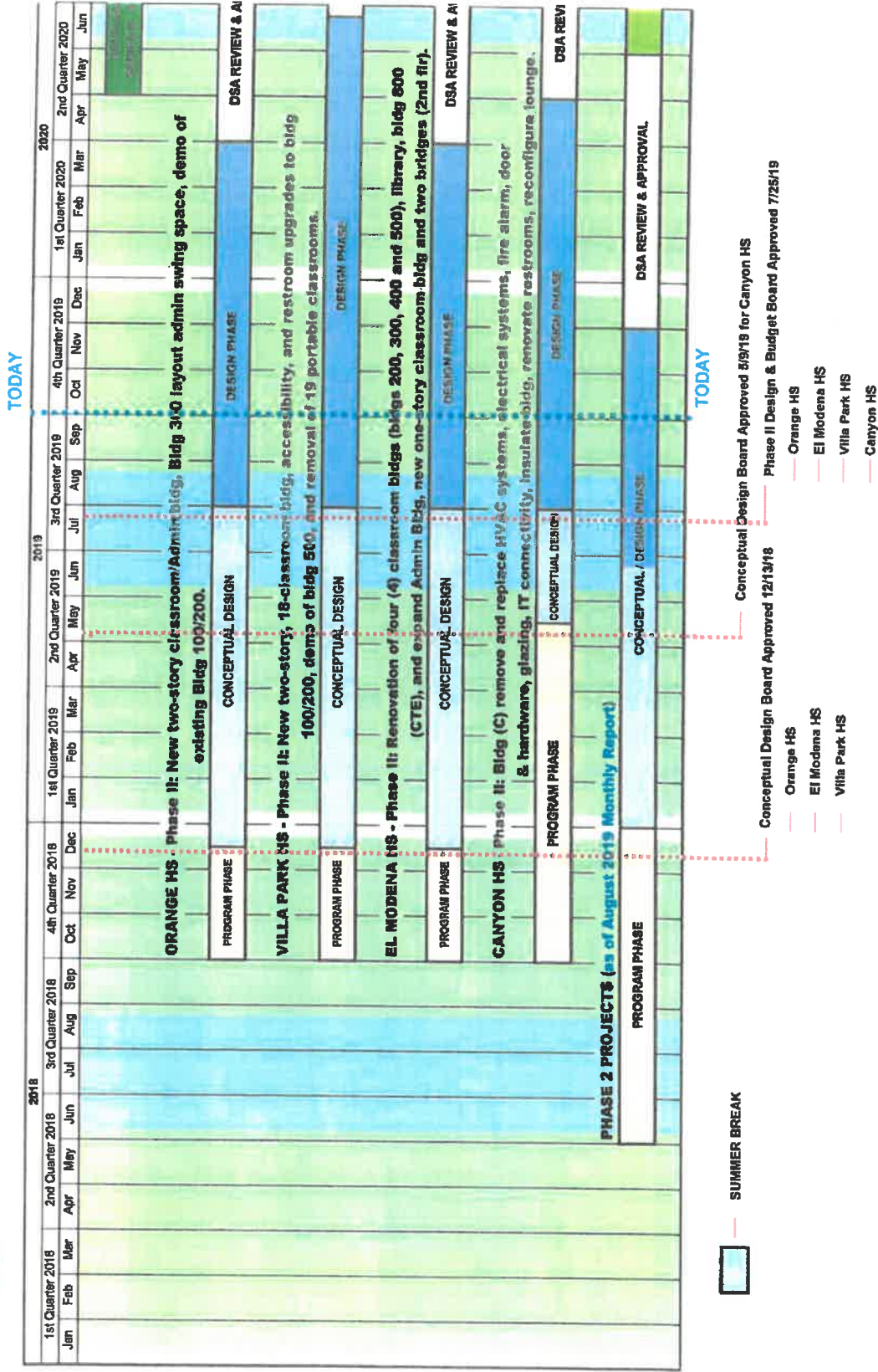


MEASURES BOND PROGRAM - PHASE I: SCHEDULE SUMMARY





MEASURE S BOND PROGRAM - PHASE II: SCHEDULE SUMMARY



Page 37

Board of Education

Alexia Deligianni-Brydges, Ed. D, President

Kathryn A. Moffat, Vice-President

Kris Erickson

Andrea Yamasaki

Rick Ledesma

John Ortega

Brenda Lebsack

Gunn Marie Hansen, Ph.D.

Superintendent

David A. Rivera

Assistant Superintendent/CBO

Business Services

Scott Harvey

Senior Executive Director

Administrative Services



Facilities & Planning Department

Measure S Bond Program

726 W. Collins Avenue

Orange, CA 92867

T: (714) 628-4500



MEMO-Measure S

Facilities, Maintenance and Operations

Citizens' Oversight Committee: Search Process Update

As of July 2019, two members of the Measure S Citizens' Oversight Committee (COC) stepped down from their positions as Parent-Teacher-Organization Representative, and Business Organization Representative.

In order to fill the vacant positions Staff updated the member application and initiated a search process, which included the following steps:

- **9/5/19 - 9/13/19** : The COC application and vacancy announcement flyer was advertised in the OC Register, distributed to every OUSD school site, forwarded to the local Chamber of Commerce offices in the cities of Anaheim and Orange, shared with OCPTA and other PTA leadership, and posted on the District's website.
- **9/27/19** : Two (2) applications were received in Facilities Department.
- **9/30/19-10/3/19** : Applications were screened by Facilities/Business Services Staff.
- **10/7/19-10/16/19** : Dr. Gunn Marie Hansen sent correspondence to the Board of Education regarding the Citizens' Oversight Committee new member search. One of the two applicants qualified, and will move forward to the interview process. The hope is to take two candidates to the Board of Education for consideration in November 2019.

Please see attachments as follows:

- COC Application (September 2019)
- OC Register Advertisement (to be posted on October 14, 2019)
- Announcement Flyer

