



ORANGE UNIFIED SCHOOL DISTRICT

Measure S Bond Program

December 2022 Monthly Progress Report



PERIOD COVERED:

December 1-31, 2022

FISCAL YEAR

FY 2022-2023

PROGRESS REPORT NO.

PR-066-2022-066

PREPARED BY:

CUMMING
Building Value Through Expertise



TABLE OF CONTENTS

1.0 Executive Summary

- 1.1 Program Summary
- 1.2 Program Highlights/Key Milestones
- 1.3 Look Ahead (next 90 days)

2.0 Project Status Report

PHASE 1:

Canyon HS – Science Center
El Modena HS – Science Center
Orange HS – Utility Infrastructure (Increment # 1)
Orange HS – Science Center (Increment # 2)
Villa Park HS – Interim Housing & Science Center

PHASE 2:

Canyon HS - Modernization
El Modena HS - Modernization
Orange HS - New & Building Modernization
Villa Park HS - New Building & Modernization

3.0 Financial Report

- 3.1 Project Cost Estimate
 - Summary with Quarterly totals
 - Budget vs Actuals with Vendor details per High School
- 3.2 Cash Flow Projections

4.0 Program Schedule Summary

- 4.1 Phase I Schedule Summary
- 4.2 Phase II Schedule Summary



1.0 EXECUTIVE SUMMARY

1.1 Program Summary

Division of State Architects (DSA) approval to establish [Phase 1](#) design criteria completed as follows:

- (Completed) September 22, 2020 - El Modena HS Phase 1 Quad (04-119124)
- (Completed) October 24, 2019 - Villa Park HS New Parking and Drop Off (04-118521).
- (Completed) June 25, 2019 - Orange HS Custom Tensile Fabric Shade Structures (04-118351)
- (Completed) May 2, 2019 - Canyon HS Interim Modular Kitchen (04-118418)
- (Completed) January 31, 2019 - Canyon HS Science Center (04-117300)
- (Completed) November 6, 2018 - El Modena HS Science Center (04-117098)
- (Completed) August 16, 2018 - Villa Park HS Science Center (04-117022)
- (Completed) July 12, 2018 - Orange HS Science Center (Increment # 2) (04-116859)
- (Completed) April 10, 2018 - Orange HS Increment # 1 (Satellite Kitchen) (04-116673.2)
- (Completed) March 1, 2018 - Orange HS Increment #1 (Infrastructure Upgrades, Move Relocatable Buildings, Bus Drop-Off, Restroom Renovation Project) (04-116673.1)
- (Completed) February 7, 2018 - Villa Park HS Interim Housing (DSA Application #04-116788)

[Phase 1](#) construction started (NTP) / completed (NOC), as follows:

- Construction Start - June 15, 2018 – Orange HS Site Infrastructure (Increment #1) (04-116673)
 - (Completed) July 25, 2019 – Orange HS Site Infrastructure (Increment #1) (04-116673.1)
- Construction Start January 7, 2019 – Villa Park HS (Int Housing and Science Center) (04-117022)
 - (DSA Completed) March 17, 2022 – Interim Housing (04-116788)
 - (DSA Completed) March 21, 2022 – Parking Lot Drop-Off (04-118521)
- Construction Start February 18, 2019 – Orange HS Science Center (Increment #2) (04-116859)
 - (DSA Completed) April 8, 2020 – Custom Tensile Fabric Shade Structure (04-118351)
 - (Completed) June 24, 2021 – Orange HS Science Center (Increment #2) (04-116859)
- Construction Start April 2, 2019 – El Modena HS Science Center (04-117098)
- Construction Start June 12, 2019 – Canyon HS Interim Housing & Science Center (04-117300)
 - (DSA Completed) August 7, 2020 – Interim Modular Kitchen (04-118418)

Division of State Architects (DSA) approval to establish [Phase 2](#) design criteria as follows:

- Submitted on March 3, 2021 – Villa Park HS Phase 2 (04-119694)
 - (Completed) September 10, 2021.
- Submitted April 23, 2021 – El Modena HS Phase 2 (04-120032)
 - (Completed) May 6, 2022.
- Submitted May 26, 2021 – Orange HS Phase 2 (04-120151)
 - (Completed) January 25, 2022.
- Submitted August 17, 2021 – Canyon HS Phase 2 (04-120410)
 - (Completed) January 14, 2022.

**Phase 2 construction started (NTP) / completed (NOC), as follows:**

- Construction Start - September 23, 2021 – Orange HS Bldg. 300 Admin Swing Space (S2122-001C)
 - (Completed) March 1, 2022 – Orange HS Bldg. 300 Admin Swing Space (S2122-001C)
- Construction Start November 3, 2022 – Villa Park HS (S2223-001)(New Classroom Building & Building 100/200 Modernization) (04-119694)
- Construction Start December 23, 2022 – Orange HS (S2223-004C) (Temporary Modular Classrooms (four)) (04-xxxxxx)
- Construction Start January 3, 2023 – Orange HS (S2223-002)(2-story Classroom & Student Services Building) (04-120151)

1.2 Program Highlights/Key Milestones**California Environmental Quality Act (CEQA) Compliance ACHIEVED on Phase 1 (as required by law):**

- Villa Park HS Science Center – Notice of Exemption (Board approved on 9/20/18).
- Canyon HS Science Center – Notice of Exemption (Board approved on 7/26/18).
- Orange HS Science Center – Notice of Exemption (Board approved on 3/8/18).
- El Modena HS Science Center – Notice of Exemption (Board approved on 3/8/18).

California Environmental Quality Act (CEQA) Compliance ACHIEVED on Phase 2 (as required by law):

- Orange HS Phase 2 – Based on CEQA review, no new Notice of Exemption needed.
- Villa Park HS Phase 2 – Notice of Exemption (Board approved on 4/14/22).
- Canyon HS Phase 2 – Notice of Exemption (Board approved on 5/5/22).
- El Modena HS Phase 2 – Notice of Exemption (Board approved on 5/5/22).

Program Wide Cash Flow Projection / Bond Issuance

- On November 3, 2022, the Citizen's Oversight Committee meeting was held in District Office, conference room B. The Measure S team gave an update of Phase I and Phase II projects. There was a Bond Tax Rate Update presentation of the Phase 1 & 2 Bond purchase. Next meeting scheduled is January 25, 2023.
- As of December 31, 2022, the overall project budgets are being reviewed with a CM and program management team weekly and revised for Phase 2 changes as approved by the CBO.

Project Achievements:

On December 5, 2022, a **Notice to Proceed (NTP)** was issued to **PCL Construction Services, Inc.** to start the construction of the **Phase 2 Orange HS** 2-story Classroom Student Services Building including demolition of the existing Administration Building, and a 1-story Science Building and demolition of adjacent existing canopies, with site and utility upgrades around the new Building and on the Southwest corner of the Campus, reflecting a construction start date of 1/3/2023.

On December 14, 2022, the Board approved **Change Order # 25** for **Swinerton Builders** at **Canyon HS Science Center (Phase 1)**, in the amount of; **\$401,750.05 – 0 Calendar Days**, Additional Contract Time;



Description: General Contractor costs based on Twenty-four (24) PCO's: Fourteen (14) Unforeseen Conditions, One (1) Owner Requested and Nine (9) Design Related changes. (9.29%).

On December 14, 2022, the Board approved **Elite Modular Leasing & Sales, Inc.** pursuant to Savanna School District competitive Bid 2021 District-Wide Contract for Purchase, Lease, Relocate, Dismantling, and Removal of Division of the State Architect (DSA) Approved portable building, Project SSPU, #40-04/2020-21, awarded to Elite Modular Leasing & Sales, Inc. on February 9, 2021, with extensions valid through February 8, 2023. The District is in need of a Two-year lease for ten (10) relocatable classroom buildings and one (1) Boy/Girl/ Staff Restroom building at **El Modena High School**. The relocatable units will provide classroom and restroom use for the school under the upcoming Measure S Phase 2 building project. Elite Modular Leasing & Sales has proposed a two-year lease in the amount of **\$500,632.00**. Staff has reviewed this pricing and has deemed the proposal to be reasonable and in alignment with the other modular utilized under the Savanna piggyback bid.

On December 16, 2022, A **public bid opening** was held for **Bid No. S2223-003, El Modena HS Phase 2 Campus Modernization**. There were two (2) bids received at the time of bidding, the lowest bid from **Bernards Bros, Inc.**, in the amount of **\$24,394,000** (including the Allowance and Bid Alternate 1), which is being review for responsiveness. The bid packages will be reviewed for completeness and a decision to move forward will be made.

On December 22, 2022, a **Notice of Intent to Award** was sent to **Bernards Bros, Inc**, for **Bid No. S2223-003, El Modena HS Phase 2 Campus Modernization**, reflecting staff intention to present this contract award recommendation to the District's Board of Education on January 19, 2023.

On December 22, 2022, a **Notice to Proceed (NTP)** was issued to **New Dimension General Construction**. to start the connection of the four (4) temporary modular portable classrooms to power for classroom swing space use on the **Phase 2 Orange HS** project, reflecting a construction start date of 12/23/2022.

As of 12/31/22, processed **payment application # 41** (Oct-Nov) for Swinerton (CHS) reflecting **100%** paid overall completion, reflecting **1,165 calendar days** elapsed.

1.3 Look Ahead (next 90 days)

Board of Education Agenda

January 19th

1. Recommend Board approval to accept completion of contract and authorize to file the appropriate **Notice of Completion** for – **S1819-002 Villa Park High School Science Center**. The contract has been sent to Purchasing as completed and will be submitted for the require acceptance by the Board of Education prior to filing of appropriate notice of completion (NOC).



2. Recommend Board approval to accept completion of contract and authorize to file the appropriate **Notice of Completion** for – **\$1819-005 El Modena High School IH & Science Center**. The contract has been sent to Purchasing as completed and will be submitted for the require acceptance by the Board of Education prior to filing of appropriate notice of completion (NOC).
3. Recommend Board approval to accept completion of contract and authorize to file the appropriate **Notice of Completion** for – **\$1819-006 Canyon High School Science Center**. The contract has been sent to Purchasing as completed and will be submitted for the require acceptance by the Board of Education prior to filing of appropriate notice of completion (NOC).
4. Recommend Board approval to award **Amendment No. 3** to **Harley Ellis Devereaux (HED)**, in the amount of **\$68,000.00**, for the Interim Housing design placement of Ten (10) modular classrooms & One (1) Restroom modular building, that utilize DSA-approved Pre-check relocatable buildings with ramp and landing systems, at El Modena HS Phase 2 project.
5. Recommend Board approval for the proposal received from **Smith-Emery Laboratories** (see attached), in the amount of: **\$225,576.28**, for the Construction Material Testing and Special Inspection Lab of Record services **Independent Consultant Agreement for Professional Services** for the **El Modena HS Campus Modernization Phase 2** project.
6. Recommend Board approval for the proposal received from **Kenco Construction Services, Inc.** (see attached) which reflects the DSA Class 1 Project Inspector (IOR) (Jeff Barnes) services for EMHS Phase 2, for 34-months, from **February 2023 until December 2025**. The proposal dated 12/14/2022, from Jeff Barnes (see email string below), reflecting a cost of; **\$645,920.00**, for the base contract services (which includes a contingency allowance (for 6-months)).

Program Wide

- Orange HS Phase II –PCL Construction, Inc.; to mobilize on project site and start construction, which will be demolition of the 100/200 building.
- Orange HS Phase II –New Dimension General Construction; to mobilize on project site and start construction to connect power, fire alarm and technology to the four (4) temporary modular portable classrooms for phase 2 classroom swing space use.
- El Modena HS Science Center – Reviewing all of the final issues preventing the closure of this project with district legal.
- El Modena HS Phase II – Preparing to award the responsive low bid at the upcoming January 19th Board meeting.
- El Modena HS Phase II – Moving forward with the Board awarded contract with Elite Modular to place, ten (10) relocatable classroom buildings and one (1) Boy/Girl/ Staff Restroom building. These relocatable units will provide classroom and restroom swing space use for the school under the upcoming Measure S Phase 2 building project.



- El Modena HS Phase II – Move Manager is walking the site with the Principal to discuss logistics for the upcoming construction project phasing, which reflects the start of construction in Building 800 and the swing space that will be needed to house the classrooms within this building. Also discussing the need of temporary modular classroom to facilitate the balance of the temp moves needed to complete this campus modernization.
- Villa Park HS Interim Housing & Science Center – Working on the DSA 310-N Notification of Requirement for Certification for Construction of Science Classroom Building (04-117022), for all parties (Architect, Inspector, Lab of Record, and General Contractor), to complete all the DSA forms needed.
- Villa Park HS Phase II –Pinner Construction continuing with demolition of building 500, and other site preparation clearing work. Reviewing for approval the baseline schedule and schedule of values submissions, as well as the other up front items submitted.
- Canyon HS Science Center – Swinerton Builders is completing close out items and remaining punch list items preparing for notice of completion. Filed the DSA 168 for final project costs, awaiting DSA response.
- Canyon HS Phase II –CannonDesign (Architect of Record) working with District, Program Management and Cordoba (CM) to develop additional scope. CannonDesign and Purchasing Department finalizing the specification format and putting together the bid package.



2.0 PROJECT STATUS REPORT (PHASE 1)



Canyon High School
New STEM Building

CANYON HIGH SCHOOL
New STEM Building



EL MODENA SCIENCE CENTER
05.11.2017

Overall View

HED
10



Orange High School Science Center



ST VILLA PARK HIGH SCHOOL

LPA



CANYON HIGH SCHOOL

CANYON HS SCIENCE CENTER

- ✓ 12 Laboratory Rooms
- ✓ 12 General Classrooms
- ✓ Student Services
- ✓ New Food Services
- ✓ New Kitchen

- ✓ New Multi-Purpose Room Entry
- ✓ Parking Lot Improvements
- ✓ Infrastructure Upgrade and Improvements
- ✓ Landscape Improvements

Project Update (Close Out):

- On 12/14/22, the Board approved **Change Order # 25** for Swinerton Builders at Canyon HS in the amount of; **\$401,750.05 – 0 Calendar Days**, Additional Contract Time; Description: General Contractor costs based on Twenty-four (24) PCO's: Fourteen (14) Unforeseen Conditions, One (1) Owner Requested and Nine (9) Design Related changes. (9.29%).
- As of 12/31/22, processed payment application # 41 (Oct-Nov) reflecting **100%** paid overall completion, reflecting **1,165 contract days** elapsed.

See Construction Photo's below:



Left to right: Interior kitchen work completed with the full complement of kitchen equipment, including ceiling, floor, wall, and door finishes. The exterior stair with rails and H/C ramp at main entrance.



EL MODENA HS SCIENCE CENTER

- ✓ 12 Laboratory Rooms
- ✓ 1 General Classrooms
- ✓ 2 Medically Fragile Classrooms

- ✓ Relocation of Campus MDF
- ✓ Technology & Utility Upgrade
- ✓ Landscape Improvements

Project Update (Close Out):

- As of 12/31/22, Working on the DSA 310-N Notification of Requirement for Certification for Construction of 1-Science Classroom Building (04-117098), for all parties (Architect, Inspector, Lab of Record, and General Contractor), to complete all the DSA forms needed.
- As of 12/31/22, A Notice of Project Completion (NOC), internal memo was distributed to notify Purchasing that this project S1819-005 El Modena HS Science Center project (04-117098), will be ready for close out at the January 19, 2022, Board of Education meeting.

[See Completion Photo below:](#)



El Modena HS – Science Center STEM Building
(Main entrance, facing campus)



ORANGE HS SCIENCE CENTER

- ✓ 12 Laboratory Rooms
- ✓ 1 General Classrooms

- ✓ New Panther Pavilion Plaza
- ✓ 2 Medically Fragile Classrooms

Project Update Increment # 2 – Science Center (**Completion**):

[See Completion Photo below:](#)



Orange HS – Science Center STEM Building
(Dusk with lights)





VILLA PARK HIGH SCHOOL

SCHOOL OF EXCELLENCE



VILLA PARK HS SCIENCE CENTER

- ✓ 12 Laboratory Rooms
- ✓ 2 General Classrooms
- ✓ 2 Medically Fragile Classrooms

- ✓ Demolish existing building 300
- ✓ Install 10 New Portable Buildings

Project Update (Close Out):

- As of 12/31/22, Working on the DSA 310-N Notification of Requirement for Certification for Construction of 1-Science Classroom Building (04-117022), for all parties (Architect, Inspector, Lab of Record, and General Contractor), to complete all the DSA forms needed.
- As of 12/31/22, A Notice of Project Completion (NOC), internal memo was distributed to notify Purchasing that this project S1819-002 Villa Park HS IH & Science Center project (04-117022), will be ready for close out at the January 19, 2022, Board of Education meeting.

[See Completion Photo below:](#)



Villa Park HS – Science Center STEM Building
(The new Biofiltration area in the foreground next to building)

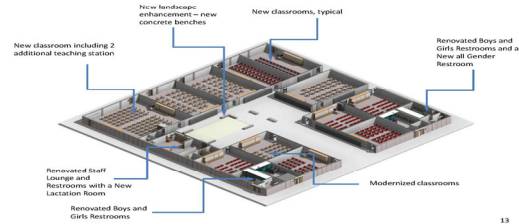


2.0 PROJECT STATUS REPORT (PHASE 2)



Canyon High School
Science Building Renovation

CANYON HIGH SCHOOL



13





CANYON HIGH SCHOOL

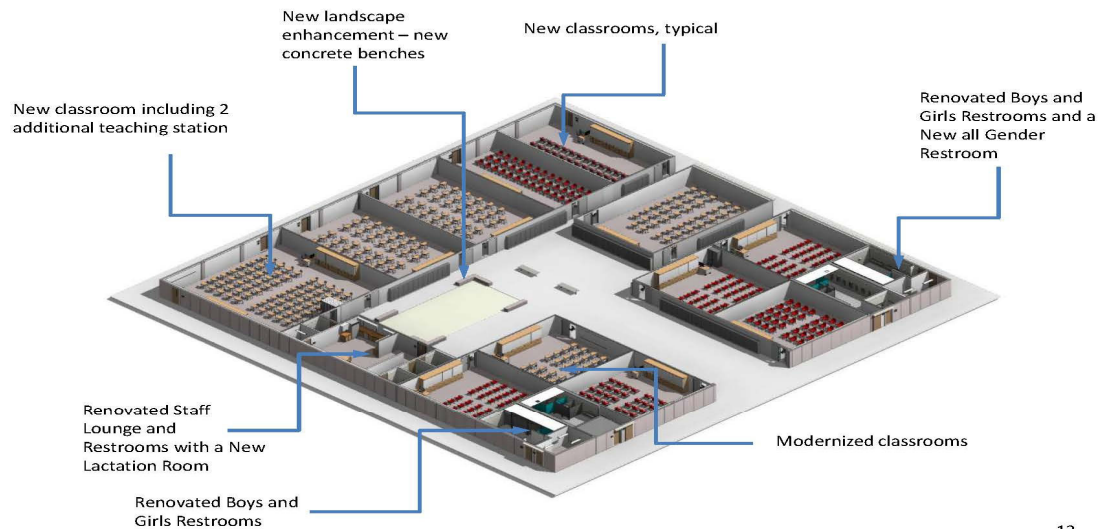
CANYON HS BUILDING MODERNIZATION

- | | |
|--|---|
| <ul style="list-style-type: none"> ✓ 10 Renovated Classrooms ✓ 2 Living Skills Classrooms ✓ Renovate Staff Lounge ✓ Renovated Restrooms ✓ New All Gender Restroom | <ul style="list-style-type: none"> ✓ New Landscape ✓ 100 Addition Parking Stalls ✓ 19 Portable classrooms removed ✓ Site improvements |
|--|---|

Project Update (Pre-Bid):

- As of 12/31/22, application (04-120410), originally accepted by DSA on 8/17/21, was design approved by DSA on 01/14/2022. Total DSA review duration was 150 days for this design.
- As of 12/31/22, Architect and team are reviewing the demolition and site preparation of the modulares to be removed off site. Continuing to work with CannonDesign (Arch), Cordoba (CM), Program Management and District to finalize the specification format and put together the bid package.

Construction Photo's will be shown below once started:

**Canyon High School
Science Building Renovation**

13

Left to right: Existing Science Building renovation outlined



EL MODENA HS BUILDING MODERNIZATION

- ✓ All Classrooms Renovated
- ✓ 800 Building for Career Technical Education
- ✓ 2 New Elevators
- ✓ Expand Administration Building

- ✓ Enhanced Student Quad
- ✓ Technology & Utility Upgrade
- ✓ Accessibility Upgrades
- ✓ Secure entire campus

Project Update (**Bid / Award**):

- On 12/14/22, the Board approved **Elite Modular Leasing & Sales, Inc.** pursuant to Savanna School District competitive Bid 2021 District-Wide Contract for Purchase, Lease, Relocate, Dismantling, and Removal of Division of the State Architect (DSA) Approved portable building, Project SSPU, #40-04/2020-21, awarded to Elite Modular Leasing & Sales, Inc. on February 9, 2021, with extensions valid through February 8, 2023. The District is in need of a Two-year lease for ten (10) relocatable classroom buildings and one (1) Boy/Girl/ Staff Restroom building at El Modena High School. The relocatable units will provide classroom and restroom use for the school under the upcoming Measure S Phase 2 building project. Elite Modular Leasing & Sales has proposed a two-year lease in the amount of **\$500,632.00**. Staff has reviewed this pricing and has deemed the proposal to be reasonable and in alignment with the other modular utilized under the Savanna piggyback bid.
- On 12/16/22, A **public bid opening** was held for **Bid No. S2223-003 El Modena HS Phase 2 Campus Modernization**. There were two (2) bids received at the time of bidding, the lowest bid from **Bernards Bros, Inc.**, in the amount of **\$24,394,000** (including the Allowance and Bid Alternate 1), which is being review for responsiveness. The bid packages will be reviewed for completeness and a decision to move forward will be made.
- On 12/22/22, a Notice of **Intent to Award** was sent to **Bernards Bros, Inc**, in the amount of \$24,394,000 (including the Allowance and Bid Alternate 1), reflecting staff intention to present this contract award recommendation to the District's Board of Education on January 19, 2023.
- As of 12/31/22, the Move Manager is preparing for the start of construction in Building 800 and the swing space in building 500, that will be needed to house the classrooms within this building. Also discussing the need of temporary modular classroom to facilitate the balance of the temp moves needed to complete this campus modernization

Construction Photo's will be shown below once started:



Left to right: This is the HED (Architect) rendering of the expanded administrative entrance.





ORANGE HS NEW & BUILDING MODERNIZATION

- ✓ New 2-Story Student Service/Admin/Classroom Building
- ✓ Enhanced School Entrance (off Schaffer Avenue)
- ✓ 6 New General Classrooms

- ✓ New Panther Pavilion Plaza
- ✓ Technology & Utility Upgrade
- ✓ Demo of Administration/Classroom Building

Project Update (Bid / Award / Construction):

>>>Orange HS (S2122-001C) Building 300 Administration Swing Space – Completed

- On 12/5/22, a **Notice to Proceed (NTP)** was issued to **PCL Construction Services, Inc.** to start the construction of 2-story Classroom Student Services Building including demolition of the existing Administration Building, and a 1-story Science Building and demolition of adjacent existing canopies, with site and utility upgrades around the new Building and on the Southwest corner of the Campus, reflecting a construction start date of 1/3/2023.
- On 12/22/22, a **Notice to Proceed (NTP)** was issued to **New Dimension General Construction** to start the connection of the four (4) temporary modular portable classrooms to power for classroom swing space use, reflecting a construction start date of 12/23/2022.
- As of 12/31/22, Move Manager, continues to coordinate the clearing of building 100/200 and the basement in preparation for demolition.
Construction Photo's will be shown below once started:

Construction Photo's:



These are various site photos of New Dimension work of the portable modular's being set on the basketball court with various stages of construction; from concrete pour, underground conduit being set to basketball pole removal.



VILLA PARK HIGH SCHOOL

SCHOOL OF EXCELLENCE

VILLA PARK HS NEW & BUILDING MODERNIZATION

- | | |
|-----------------------------------|-------------------------------------|
| ✓ New 2-Story Classroom Building | ✓ Demolish existing building 500 |
| ✓ 18 New General Classrooms | ✓ New Stairs and Elevator |
| ✓ New Staff Lounge & Meeting room | ✓ Utility & Accessibility Upgrades |
| ✓ New Storm Drain system | ✓ New Fences/Gates to Secure campus |

Project Update (**Construction**):

- As of 12/31/22, the general contractor, Pinner, has mobilized on site, placed the modular project trailers, coordinated with our hazardous material inspector, Encorp, and received the clearance to start the demolition of building 500. Also, started to prepare the pathway for building 100/200 with the removal of a palm tree and planter.
- As of 12/31/22, Move Manager, continues to coordinate the clearing of building 500 in preparation for demolition.

Construction Photo's:



Left to right: These are building 500 demolition photos showing complete building demo.to the debris being removed form off site. Also, site prep tree removal for pathway in front of building 100/200.



3.0 FINANCIAL REPORT

3.1 Project Cost Estimate

Measure S Bond Program
Financial Report for December 2022

QSS Data thru 12/31/2022

	Budget	Contracted to Date	Expended to Date	Quarterly Expense Oct '22 - Dec '22	% Expended
PROGRAM					
Phase 1 - HS Science Center	\$166,778,801	\$165,721,756	\$162,479,668	\$1,900,614	97.42%
Phase 2	\$126,847,620	\$60,102,869	\$6,913,302	\$299,121	5.45%
TOTAL	\$293,626,421	\$225,824,624	\$169,392,971	\$2,199,735	57.69%
Canyon High School					
Phase 1 - HS Science Center	\$53,941,874	\$53,525,525	\$53,271,705	\$1,730,814	98.76%
Phase 2	\$21,320,793	\$1,524,028	\$837,471	\$58,364	3.93%
TOTAL	\$75,262,668	\$55,049,553	\$54,109,176	\$1,789,178	71.89%
El Modena High School					
Phase 1 - HS Science Center	\$35,993,458	\$35,827,889	\$34,305,615	\$57,602	95.31%
Phase 2	\$36,587,241	\$3,163,984	\$2,145,525	\$146,763	5.86%
TOTAL	\$72,580,699	\$38,991,873	\$36,451,141	\$204,365	50.22%
Orange High School					
Phase 1 - HS Science Center	\$42,223,670	\$42,216,287	\$42,143,281	\$0	99.81%
Phase 2	\$31,424,356	\$23,951,415	\$1,905,366	\$94,373	6.06%
TOTAL	\$73,648,025	\$66,167,702	\$44,048,647	\$94,373	59.81%
Villa Park High School					
Phase 1 - HS Science Center	\$34,619,799	\$34,152,055	\$32,759,067	\$112,198	94.63%
Phase 2	\$37,515,230	\$31,463,442	\$2,024,940	\$119,712	5.40%
TOTAL	\$72,135,029	\$65,615,497	\$34,784,007	\$231,910	48.22%



Measure S Bond Program
Financial Report for November 2022
Budget vs Actuals by School and Budget Category with Vendor Detail

QSS Data thru 12/31/2022

	Budget	Contracted to Date	Expended to Date	Quarterly Expense Oct '22 - Dec '22	% Expended
Canyon High School					
390-9520 Canyon HS Science Center (DSA 04-117300)					
1. Design Cost					
1.01 Architect					
UNCOMMITTED	\$49,601	\$0	\$0	\$0	
GKKWORKS CANNON DESIGN	\$3,133,137	\$3,133,137	\$3,113,946	\$7,803	99.39%
LIONAKIS	\$14,058	\$14,058	\$14,058	\$0	100.00%
	\$3,196,796	\$3,147,195	\$3,128,004	\$7,803	97.85%
2. Construction Cost					
2.01 Construction					
UNCOMMITTED	\$135,396	\$0	\$0	\$0	
SWINERTON BUILDERS	\$40,513,859	\$40,513,859	\$40,513,859	\$1,459,323	100.00%
	\$40,649,256	\$40,513,859	\$40,513,859	\$1,459,323	99.67%
2.02 OFCI & Other Construction					
UNCOMMITTED	\$61,498	\$0	\$0	\$0	
ACCO ENGINEERED SYSTEMS INC	\$236,785	\$236,785	\$236,785	\$0	100.00%
AMERICAN REPROGRAPHICS CO LLC	\$1,026	\$1,026	\$0	\$0	0.00%
ANIXTER	\$5,092	\$5,092	\$5,092	\$0	100.00%
BLUE RIBBON TROPHY	\$1,323	\$1,323	\$0	\$0	0.00%
CDW GOVERNMENT INC	\$82,283	\$82,283	\$82,283	\$0	100.00%
CITY OF ANAHEIM - ELECTRICAL ENGINEERING DIV	\$91,340	\$91,340	\$91,340	\$0	100.00%
Convergint Technologies	\$5,000	\$5,000	\$1,345	\$1,345	26.89%
DEVELOPMENT GROUP INC	\$100,594	\$100,594	\$95,769	\$0	95.20%
FLINN SCIENTIFIC INC	\$9,067	\$9,067	\$9,067	\$0	100.00%
INTER-PACIFIC INC	\$15,007	\$15,007	\$15,007	\$0	100.00%
IRVINE PIPE & SUPPLY	\$2,504	\$2,504	\$2,504	\$0	100.00%
SIERRA SCHOOL EQUIPMENT COMPANY	\$3,795	\$3,795	\$3,795	\$3,795	100.00%
THOMPSON ENGINEERING	\$22,792	\$22,792	\$22,792	\$0	100.00%
TURTLE STORAGE dba AMERICAN BICYCLE CO	\$7,597	\$7,597	\$7,597	\$0	100.00%
VERNES PLUMBING	\$9,780	\$9,780	\$9,780	\$9,780	100.00%
VWR INTERNATIONAL LLC	\$16,691	\$16,691	\$16,691	\$0	100.00%
WW GRAINGER INC	\$1,039	\$1,039	\$1,039	\$0	100.00%
	\$673,212	\$611,714	\$600,885	\$14,920	89.26%
3. Program and Construction Management					
3.01 Program Management Fees					
UNCOMMITTED	\$0	\$0	\$0	\$0	
CUMMING CONSTRUCTION MGMT INC	\$1,427,755	\$1,427,755	\$1,373,552	\$27,814	96.20%



Measure S Bond Program
Financial Report for November 2022
Budget vs Actuals by School and Budget Category with Vendor Detail

QSS Data thru 12/31/2022

	Budget	Contracted to Date	Expended to Date	Quarterly Expense Oct '22 - Dec '22	% Expended
3.02 Construction Management Fees	\$1,427,755	\$1,427,755	\$1,373,552	\$27,814	96.20%
UNCOMMITTED	\$46,803	\$0	\$0	\$0	
CORDOBA CORPORATION	\$87,479	\$87,479	\$87,479	\$0	100.00%
GAFCON INC	\$3,165,144	\$3,165,144	\$3,127,350	\$127,876	98.81%
	\$3,299,426	\$3,252,623	\$3,214,828	\$127,876	97.44%
4. Construction Support Costs					
4.02 Title, Environmental, Stormwater Management					
UNCOMMITTED	\$0	\$0	\$0	\$0	
CHICAGO TITLE COMPANY	\$750	\$750	\$750	\$0	100.00%
CITY OF ANAHEIM	\$2,524	\$2,524	\$2,524	\$0	100.00%
CITY OF ANAHEIM - WATER	\$3,082	\$3,082	\$3,082	\$0	100.00%
COUNTY OF ORANGE - ENVIRONMENTAL HEALTH	\$1,615	\$1,615	\$1,615	\$0	100.00%
ENVIRONMENTAL AUDIT INC	\$21,375	\$21,375	\$21,375	\$0	100.00%
STATE WATER RESOURCES CONTROL BOARD (SWRCB)	\$756	\$756	\$756	\$0	100.00%
	\$30,102	\$30,102	\$30,102	\$0	100.00%
4.03 Commissioning					
UNCOMMITTED	\$8,617	\$0	\$0	\$0	
P2S ENGINEERING INC	\$62,503	\$62,503	\$55,907	\$1,225	89.45%
	\$71,120	\$62,503	\$55,907	\$1,225	78.61%
4.05 DSA Review Fees					
UNCOMMITTED	\$0	\$0	\$0	\$0	
DIVISION OF STATE ARCHITECT	\$504,370	\$504,370	\$504,370	\$0	100.00%
	\$504,370	\$504,370	\$504,370	\$0	100.00%
4.06 Postage, Printing & Advertising					
UNCOMMITTED	\$0	\$0	\$0	\$0	
AMERICAN REPROGRAPHICS CO LLC	\$10,950	\$10,950	\$10,950	\$0	100.00%
SOUTHERN CALIFORNIA NEWS GROUP	\$2,605	\$2,605	\$2,605	\$0	100.00%
	\$13,555	\$13,555	\$13,555	\$0	100.00%
4.07 DSA Inspection (IOR)					
UNCOMMITTED	\$4,209	\$0	\$0	\$0	
KNOWLAND CONSTRUCTION SERVICES	\$523,160	\$523,160	\$491,480	\$42,856	93.94%
	\$527,369	\$523,160	\$491,480	\$42,856	93.19%
4.08 DSA Construction Phase Testing (LOR)					
UNCOMMITTED	\$73,065	\$0	\$0	\$0	
AMERICAN ENGINEERING LABORATORIES INC	\$574,806	\$574,806	\$524,019	\$0	91.16%
	\$647,871	\$574,806	\$524,019	\$0	80.88%
4.09 Relocation					
UNCOMMITTED	\$0	\$0	\$0	\$0	



Measure S Bond Program
Financial Report for November 2022
Budget vs Actuals by School and Budget Category with Vendor Detail

QSS Data thru 12/31/2022

	Budget	Contracted to Date	Expended to Date	Quarterly Expense Oct '22 - Dec '22	% Expended
BELTMANN GROUP, INC	\$14,169	\$14,169	\$14,169	\$0	100.00%
NATIONAL CONSTRUCTION RENTALS	\$400	\$400	\$400	\$0	100.00%
REDBIRD FLIGHT SIMULATIONS	\$3,900	\$3,900	\$3,900	\$0	100.00%
ULINE INC	\$1,284	\$1,284	\$1,284	\$0	100.00%
	\$19,753	\$19,753	\$19,753	\$0	100.00%
4.11 Preliminary Testing (Hazmat, Topo, Geo, etc)					
UNCOMMITTED	\$0	\$0	\$0	\$0	
C BELOW SUBSURFACE IMAGING (Subsurface Investigation)	\$8,445	\$8,445	\$8,445	\$0	100.00%
CALIFORNIA GEOLOGICAL SURVEY (Geology and Seismology Review)	\$3,600	\$3,600	\$3,600	\$0	100.00%
ENVIRONMENTAL NETWORK CORPORATION	\$30,138	\$30,138	\$27,583	\$0	91.52%
HARRINGTON GEOTECHNICAL ENGINEERING INC (Geotechnical Soils Investigation)	\$13,500	\$13,500	\$13,500	\$0	100.00%
PROVENCHER, GEORGE (dba PROVO ENGINEERING)	\$720	\$720	\$720	\$0	100.00%
RMA GROUP (dba SITESCAN)	\$26,103	\$26,103	\$26,103	\$0	100.00%
XICOTENCATL ENRIQUE SALAZAR	\$20,100	\$20,100	\$20,100	\$0	100.00%
	\$102,605	\$102,605	\$100,050	\$0	97.51%
4.12 Utility Connection Fees (Local Permits)					
UNCOMMITTED	\$0	\$0	\$0	\$0	
AT&T	\$5,302	\$5,302	\$5,302	\$0	100.00%
CITY OF ANAHEIM - ELECTRICAL ENGINEERING DIV	\$1,831	\$1,831	\$1,831	\$0	100.00%
CROWN CASTLE INTERNATIONAL	\$6,455	\$6,455	\$6,455	\$0	100.00%
SOUTHERN CALIFORNIA GAS CO	\$2,445	\$2,445	\$2,445	\$0	100.00%
	\$16,034	\$16,034	\$16,034	\$0	100.00%
4.13 FF&E (Laboratory Tables and Chairs, other)					
UNCOMMITTED	\$1	\$0	\$0	\$0	
AMS.NET	\$14,485	\$14,485	\$14,485	\$0	100.00%
ARROW RESTAURANT EQUIPMENT	\$11,559	\$11,559	\$11,559	\$0	100.00%
CAROLINA BIOLOGICAL SUPPLY	\$18,896	\$18,896	\$1,869	\$0	9.89%
FISHER SCIENCE EDUCATION	\$36,200	\$36,200	\$36,200	\$0	100.00%
FLINN SCIENTIFIC INC	\$8,028	\$8,028	\$8,028	\$0	100.00%
GORM	\$15,376	\$15,376	\$15,376	\$0	100.00%
HILLYARD INC	\$10,616	\$10,616	\$10,616	\$0	100.00%
SIERRA SCHOOL EQUIPMENT COMPANY	\$890,052	\$890,052	\$883,831	\$20,866	99.30%
VWR INTERNATIONAL LLC	\$9,486	\$9,486	\$9,486	\$0	100.00%
VW GRAINGER INC	\$1,881	\$1,881	\$1,881	\$0	100.00%
	\$1,016,579	\$1,016,579	\$993,330	\$20,866	97.71%
4.15 Miscellaneous Fees					
UNCOMMITTED	\$19,861	\$0	\$0	\$0	
OUSD COST OF INTEREST DISTRIBUTION	\$93,941	\$93,941	\$93,941	\$0	100.00%
	\$113,802	\$93,941	\$93,941	\$0	82.55%



Measure S Bond Program
Financial Report for November 2022
Budget vs Actuals by School and Budget Category with Vendor Detail

QSS Data thru 12/31/2022

	Budget	Contracted to Date	Expended to Date	Quarterly Expense Oct '22 - Dec '22	% Expended
Total 390-9520 Canyon HS Science Center (DSA 04-117300)	\$52,309,605	\$51,910,553	\$51,673,669	\$1,702,683	98.78%
390-0000 Canyon HS IP Surveillance Camera and Systems					
4. Construction Support Costs					
4.13 FF&E (Laboratory Tables and Chairs, other)					
UNCOMMITTED	\$0	\$0	\$0	\$0	
CDW GOVERNMENT INC	\$29,337	\$29,337	\$29,337	\$0	100.00%
DIGITAL NETWORKS GROUP INC (F/I IP Camera Software)	\$7,093	\$7,093	\$7,093	\$0	100.00%
INTER-PACIFIC INC	\$18,163	\$18,163	\$18,163	\$0	100.00%
	\$54,593	\$54,593	\$54,593	\$0	100.00%
Total 390-0000 Canyon HS IP Surveillance Camera and Systems	\$54,593	\$54,593	\$54,593	\$0	100.00%
390-9520 Canyon HS Interim Kitchen (DSA 04-118418)					
1. Design Cost					
1.01 Architect					
UNCOMMITTED	\$0	\$0	\$0	\$0	
GKKWORKS CANNON DESIGN	\$119,620	\$119,620	\$119,620	\$0	100.00%
	\$119,620	\$119,620	\$119,620	\$0	100.00%
2. Construction Cost					
2.01 Construction					
UNCOMMITTED	\$0	\$0	\$0	\$0	
SWINERTON BUILDERS	\$1,053,557	\$1,053,557	\$1,053,557	\$0	100.00%
	\$1,053,557	\$1,053,557	\$1,053,557	\$0	100.00%
2.02 OFCI and Other Construction					
UNCOMMITTED	\$0	\$0	\$0	\$0	
E.R.E.S. ENTERPRISES INC DBA ECONOMY RESTAURANT EQUIP	\$49,721	\$49,721	\$49,721	\$0	100.00%
THE DICKLER CORPORATION DBA CHEFS TOYS	\$109,449	\$109,449	\$109,449	\$0	100.00%
	\$159,170	\$159,170	\$159,170	\$0	100.00%
4. Construction Support Costs					
4.01 Rental					
UNCOMMITTED	\$0	\$0	\$0	\$0	
ELITE MODULAR LEASING & SALES INC	\$191,995	\$191,995	\$175,060	\$30,131	91.18%
	\$191,995	\$191,995	\$175,060	\$30,131	91.18%
4.05 DSA Review Fees					
UNCOMMITTED	\$0	\$0	\$0	\$0	
DIVISION OF STATE ARCHITECT	\$15,812	\$15,812	\$15,812	\$0	100.00%



Measure S Bond Program
Financial Report for November 2022
Budget vs Actuals by School and Budget Category with Vendor Detail

QSS Data thru 12/31/2022

	Budget	Contracted to Date	Expended to Date	Quarterly Expense Oct '22 - Dec '22	% Expended
4.07 DSA Inspection (IOR)	\$15,812	\$15,812	\$15,812	\$0	100.00%
UNCOMMITTED	\$9,416	\$0	\$0	\$0	
KNOWLAND CONSTRUCTION SERVICES	\$61,688	\$61,688	\$61,688	\$0	100.00%
	\$71,104	\$61,688	\$61,688	\$0	86.76%
4.08 DSA Construction Phase Testing (LOR)					
UNCOMMITTED	\$7,881	\$0	\$0	\$0	
AMERICAN ENGINEERING LABORATORIES INC	\$9,219	\$9,219	\$9,219	\$0	100.00%
	\$17,100	\$9,219	\$9,219	\$0	53.91%
4.11 Preliminary Testing (Hazmat, Topo, Geo, etc)					
UNCOMMITTED	\$0	\$0	\$0	\$0	
ENVIRONMENTAL NETWORK CORPORATION	\$3,910	\$3,910	\$3,910	\$0	100.00%
	\$3,910	\$3,910	\$3,910	\$0	100.00%
Total 390-9520 Canyon HS Interim Kitchen (DSA 04-118418)	\$1,632,269	\$1,614,972	\$1,598,036	\$28,131	97.90%
390-9520 Canyon HS Phase II (DSA 04-120410)					
1. Design Cost					
1.01 Architect					
UNCOMMITTED	\$86,858	\$0	\$0	\$0	
GKKWORKS CANNON DESIGN	\$686,493	\$686,493	\$481,101	\$0	70.08%
	\$773,351	\$686,493	\$481,101	\$0	62.21%
2. Construction Cost					
2.01 Construction					
UNCOMMITTED	\$8,856,321	\$0	\$0	\$0	
	\$8,856,321	\$0	\$0	\$0	0.00%
2.02 OFCI and Other Construction					
UNCOMMITTED	\$150,000	\$0	\$0	\$0	
	\$150,000	\$0	\$0	\$0	0.00%
3. Program and Construction Management					
3.01 Program Management Fees					
UNCOMMITTED	\$162,161	\$0	\$0	\$0	
CUMMING CONSTRUCTION MGMT INC	\$254,689	\$254,689	\$115,314	\$47,952	45.28%
	\$416,850	\$254,689	\$115,314	\$47,952	27.66%
3.02 Construction Management Fees					
UNCOMMITTED	\$320,708	\$0	\$0	\$0	
CORDOBA CORPORATION	\$384,243	\$384,243	\$104,817	\$10,412	27.28%
	\$704,952	\$384,243	\$104,817	\$10,412	14.87%



Measure S Bond Program
Financial Report for November 2022
Budget vs Actuals by School and Budget Category with Vendor Detail

QSS Data thru 12/31/2022

	Budget	Contracted to Date	Expended to Date	Quarterly Expense Oct '22 - Dec '22	% Expended
4. Construction Support Costs					
4.02 Title, Environmental, Stormwater Management					
UNCOMMITTED	\$17,411	\$0	\$0	\$0	
ENVIRONMENTAL AUDIT INC	\$7,590	\$7,590	\$4,151	\$0	54.69%
	\$25,001	\$7,590	\$4,151	\$0	16.60%
4.03 Commissioning					
UNCOMMITTED	\$11,521	\$0	\$0	\$0	
P2S ENGINEERING INC	\$18,479	\$18,479	\$3,600	\$0	19.48%
	\$30,000	\$18,479	\$3,600	\$0	12.00%
4.05 DSA Review Fees					
UNCOMMITTED	\$50,000	\$0	\$0	\$0	
DIVISION OF STATE ARCHITECT	\$57,640	\$57,640	\$57,640	\$0	100.00%
	\$107,640	\$57,640	\$57,640	\$0	53.55%
4.06 Postage, Printing & Advertising					
UNCOMMITTED	\$5,000	\$0	\$0	\$0	
AMERICAN REPROGRAPHICS CO LLC	\$12,000	\$12,000	\$0	\$0	0.00%
SOUTHERN CALIFORNIA NEWS GROUP	\$3,500	\$3,500	\$0	\$0	0.00%
	\$20,500	\$15,500	\$0	\$0	0.00%
4.07 DSA Inspection (IOR)					
UNCOMMITTED	\$250,000	\$0	\$0	\$0	
	\$250,000	\$0	\$0	\$0	0.00%
4.08 DSA Construction Phase Testing (LOR)					
UNCOMMITTED	\$250,000	\$0	\$0	\$0	
	\$250,000	\$0	\$0	\$0	0.00%
4.09 Relocation					
UNCOMMITTED	\$13,750	\$0	\$0	\$0	
CLEAN EARTH ENVIRONMENTAL	\$20,000	\$20,000	\$0	\$0	0.00%
ULINE INC	\$1,250	\$1,250	\$0	\$0	0.00%
	\$35,000	\$21,250	\$0	\$0	0.00%
4.11 Preliminary Testing (Hazmat, Topo, Geo, etc)					
UNCOMMITTED	\$5,000	\$0	\$0	\$0	
ENVIRONMENTAL NETWORK CORPORATION	\$19,515	\$19,515	\$12,220	\$0	62.62%
XICOTENCATL ENRIQUE SALAZAR	\$3,825	\$3,825	\$3,825	\$0	100.00%
	\$28,340	\$23,340	\$16,045	\$0	56.62%
4.13 FF&E (Laboratory Tables and Chairs, other)					
UNCOMMITTED	\$200,000	\$0	\$0	\$0	
	\$200,000	\$0	\$0	\$0	0.00%
4.15 Miscellaneous Fees					
UNCOMMITTED	\$94,789	\$0	\$0	\$0	
OUSD COST OF INTEREST DISTRIBUTION	\$211	\$211	\$211	\$0	100.00%



Measure S Bond Program
Financial Report for November 2022
Budget vs Actuals by School and Budget Category with Vendor Detail

QSS Data thru 12/31/2022

	Budget	Contracted to Date	Expended to Date	Quarterly Expense Oct '22 - Dec '22	% Expended
	\$95,000	\$211	\$211	\$0	0.22%
5. Contingency					
5.01 Construction Contingency					
UNCOMMITTED	\$885,632	\$0	\$0	\$0	
	\$885,632	\$0	\$0	\$0	0.00%
5.02 Project Contingency					
UNCOMMITTED	\$8,437,615	\$0	\$0	\$0	
	\$8,437,615	\$0	\$0	\$0	0.00%
Total 390-9520 Canyon HS Phase II (DSA 04-120410)	\$21,266,201	\$1,469,435	\$782,879	\$58,364	3.68%
Canyon High School	\$75,262,668	\$55,049,553	\$54,109,176	\$1,789,178	71.89%
El Modena High School					
391-0000 El Modena HS IP Surveillance Camera and Systems					
4. Construction Support Costs					
4.13 FF&E (Laboratory Tables and Chairs, other)					
UNCOMMITTED	\$0	\$0	\$0	\$0	
CDW GOVERNMENT INC	\$39,388	\$39,388	\$39,388	\$0	100.00%
DIGITAL NETWORKS GROUP INC (F/I IP Camera Software)	\$11,719	\$11,719	\$11,719	\$0	100.00%
INTER-PACIFIC INC	\$30,073	\$30,073	\$30,073	\$0	100.00%
	\$81,179	\$81,179	\$81,179	\$0	100.00%
Total 391-0000 El Modena HS IP Surveillance Camera and Systems	\$81,179	\$81,179	\$81,179	\$0	100.00%
391-9520 El Modena HS Science Center (DSA 04-117098)					
1. Design Cost					
1.01 Architect					
UNCOMMITTED	\$1,359	\$0	\$0	\$0	
HARLEY ELLIS DEVEREAUX	\$1,968,018	\$1,968,018	\$1,944,450	\$0	98.80%
LIONAKIS	\$14,059	\$14,059	\$14,059	\$0	100.00%
	\$1,983,436	\$1,982,077	\$1,958,509	\$0	98.74%
2. Construction Cost					
2.01 Construction					
UNCOMMITTED	\$135,321	\$0	\$0	\$0	
ANGELES CONTRACTOR, INC	\$27,089,450	\$27,089,450	\$25,755,046	\$0	95.07%
	\$27,224,772	\$27,089,450	\$25,755,046	\$0	94.60%
2.02 OFCI and Other Construction					



Measure S Bond Program
Financial Report for November 2022
Budget vs Actuals by School and Budget Category with Vendor Detail

QSS Data thru 12/31/2022

	Budget	Contracted to Date	Expended to Date	Quarterly Expense Oct '22 - Dec '22	% Expended
UNCOMMITTED	\$1,323	\$1,323	\$0	\$0	0.00%
ACCO ENGINEERED SYSTEMS INC	\$1,026	\$0	\$0	\$0	
AMERICAN REPROGRAPHICS CO LLC	\$355,544	\$355,544	\$355,544	\$0	100.00%
ANIXTER	\$0	\$0	\$0	\$0	
ARROW RESTAURANT EQUIPMENT	\$5,092	\$5,092	\$5,092	\$0	100.00%
CAROLINA BIOLOGICAL SUPPLY	\$14,213	\$14,213	\$14,213	\$0	100.00%
DAHLBERG, KENT & AMY dba NEW DIMENSION	\$25,611	\$25,611	\$25,611	\$0	100.00%
DEVELOPMENT GROUP INC	\$6,460	\$6,460	\$0	\$0	0.00%
FAIR PLAY SCOREBOARDS	\$54,520	\$54,520	\$54,520	\$0	100.00%
FISHER SCIENCE EDUCATION	\$17,694	\$17,694	\$17,694	\$0	100.00%
FLINN SCIENTIFIC INC	\$25,951	\$25,951	\$25,951	\$0	100.00%
GIANNELLI ELECTRIC INC	\$12,970	\$12,970	\$12,970	\$0	100.00%
PROFESSIONAL TURF SPECIALTIES	\$19,380	\$19,380	\$0	\$0	0.00%
WW GRAINGER INC	\$23,460	\$23,460	\$23,460	\$0	100.00%
	\$4,081	\$4,081	\$4,081	\$0	100.00%
	\$567,328	\$566,302	\$539,138	\$0	95.03%

3. Program and Construction Management

3.01 Program Management Fees

UNCOMMITTED	\$1	\$0	\$0	\$0	
CUMMING CONSTRUCTION MGMT INC	\$1,530,706	\$1,530,706	\$1,502,317	\$14,806	98.15%
	\$1,530,706	\$1,530,706	\$1,502,317	\$14,806	98.15%

3.02 Construction Management Fees

UNCOMMITTED	\$0	\$0	\$0	\$0	
ARCADIS U.S. INC	\$2,251,362	\$2,251,362	\$2,251,362	\$0	100.00%
CORDOBA CORPORATION	\$90,336	\$90,336	\$90,336	\$0	100.00%
	\$2,341,698	\$2,341,698	\$2,341,698	\$0	100.00%

4. Construction Support Costs

4.02 Title, Environmental, Stormwater Management

UNCOMMITTED	\$0	\$0	\$0	\$0	
CHICAGO TITLE COMPANY	\$1,500	\$1,500	\$1,500	\$0	100.00%
CITY OF ORANGE (PUBLIC WORKS)	\$71	\$71	\$71	\$0	100.00%
CITY OF ORANGE (WATER DIVISION)	\$10,942	\$10,942	\$10,942	\$0	100.00%
ENVIRONMENTAL AUDIT INC	\$8,548	\$8,548	\$8,548	\$0	100.00%
OUSD COST OF INTEREST DISTRIBUTION	\$0	\$0	\$0	\$0	
	\$21,060	\$21,060	\$21,060	\$0	100.00%

4.03 Commissioning

UNCOMMITTED	\$0	\$0	\$0	\$0	
P2S ENGINEERING INC	\$30,459	\$30,459	\$29,169	\$0	95.76%



Measure S Bond Program
Financial Report for November 2022
Budget vs Actuals by School and Budget Category with Vendor Detail

QSS Data thru 12/31/2022

	Budget	Contracted to Date	Expended to Date	Quarterly Expense Oct '22 - Dec '22	% Expended
4.05 DSA Review Fees	\$30,460	\$30,459	\$29,169	\$0	95.76%
UNCOMMITTED	\$0	\$0	\$0	\$0	
DIVISION OF STATE ARCHITECT	\$346,284	\$346,284	\$346,284	\$39,946	100.00%
	\$346,284	\$346,284	\$346,284	\$39,946	100.00%
4.06 Postage, Printing & Advertising					
UNCOMMITTED	\$0	\$0	\$0	\$0	
AMERICAN REPROGRAPHICS CO LLC	\$19,155	\$19,155	\$19,155	\$0	100.00%
SOUTHERN CALIFORNIA NEWS GROUP	\$2,024	\$2,024	\$2,024	\$0	100.00%
	\$21,179	\$21,179	\$21,179	\$0	100.00%
4.07 DSA Inspection (IOR)					
UNCOMMITTED	\$22,561	\$0	\$0	\$0	
BPI INSPECTION SERVICE	\$339,474	\$339,474	\$323,074	\$2,850	95.17%
	\$362,035	\$339,474	\$323,074	\$2,850	89.24%
4.08 DSA Construction Phase Testing (LOR)					
UNCOMMITTED	\$0	\$0	\$0	\$0	
KOURY ENGINEERING & TESTING INC (Geotechnical Engineering)	\$627,718	\$627,718	\$619,825	\$0	98.74%
	\$627,718	\$627,718	\$619,825	\$0	98.74%
4.09 Relocation					
UNCOMMITTED	\$0	\$0	\$0	\$0	
BELTMANN GROUP, INC	\$5,130	\$5,130	\$5,129	\$0	99.98%
ULINE INC	\$1,586	\$1,586	\$1,586	\$0	100.00%
	\$6,715	\$6,715	\$6,715	\$0	99.99%
4.11 Preliminary Testing (Hazmat, Topo, Geo, etc)					
UNCOMMITTED	\$0	\$0	\$0	\$0	
ALLEGIAN FIRE PROTECTION INC	\$525	\$525	\$525	\$0	100.00%
CALIFORNIA GEOLOGICAL SURVEY (Geology and Seismology Review)	\$3,600	\$3,600	\$3,600	\$0	100.00%
ENVIRONMENTAL NETWORK CORPORATION	\$14,132	\$14,132	\$14,132	\$0	100.00%
HARLEY ELLIS DEVEREAUX	\$14,908	\$14,908	\$14,908	\$0	100.00%
NINYO & MOORE	\$29,771	\$29,771	\$29,771	\$0	100.00%
PCA ARBORISTS & CONSULTANTS INC	\$1,569	\$1,569	\$1,569	\$0	100.00%
THE CONVERSE PROFESSIONAL GROUP (Soils Investigation)	\$30,640	\$30,640	\$30,640	\$0	100.00%
	\$95,145	\$95,145	\$95,145	\$0	100.00%
4.12 Utility Connection Fees (Local Permits)					
UNCOMMITTED	\$0	\$0	\$0	\$0	
DIVISION OF STATE ARCHITECT	\$0	\$0	\$0	\$0	
SOUTHERN CALIFORNIA EDISON	\$3,665	\$3,665	\$3,665	\$0	100.00%
STATE WATER RESOURCES CONTROL BOARD (SWRCB)	\$1,593	\$1,593	\$1,593	\$0	100.00%
	\$5,258	\$5,258	\$5,258	\$0	100.00%



Measure S Bond Program
Financial Report for November 2022
Budget vs Actuals by School and Budget Category with Vendor Detail

QSS Data thru 12/31/2022

	Budget	Contracted to Date	Expended to Date	Quarterly Expense Oct '22 - Dec '22	% Expended
4.13 FF&E (Laboratory Tables and Chairs, other)					
UNCOMMITTED	\$0	\$0	\$0	\$0	
AMS.NET	\$3,754	\$3,754	\$3,754	\$0	100.00%
CDW GOVERNMENT INC	\$64,325	\$64,325	\$64,325	\$0	100.00%
FISHER SCIENCE EDUCATION	\$5,827	\$5,827	\$5,827	\$0	100.00%
FLINN SCIENTIFIC INC	\$2,081	\$2,081	\$2,081	\$0	100.00%
GORM	\$10,695	\$10,695	\$10,695	\$0	100.00%
HILLYARD INC	\$9,910	\$9,910	\$9,910	\$0	100.00%
INTER-PACIFIC INC	\$9,256	\$9,256	\$9,256	\$0	100.00%
SIERRA SCHOOL EQUIPMENT COMPANY	\$519,971	\$519,971	\$516,146	\$0	99.26%
TURTLE STORAGE dba AMERICAN BICYCLE CO	\$6,314	\$6,314	\$6,314	\$0	100.00%
VWR INTERNATIONAL LLC	\$47,922	\$47,922	\$47,922	\$0	100.00%
	\$680,054	\$680,054	\$676,229	\$0	99.44%
4.15 Miscellaneous Fees					
UNCOMMITTED	\$5,300	\$0	\$0	\$0	
OUSD COST OF INTEREST DISTRIBUTION	\$55,233	\$55,233	\$55,233	\$0	100.00%
	\$60,533	\$55,233	\$55,233	\$0	91.24%
Total 391-9520 El Modena HS Science Center (DSA 04-117098)	\$35,904,382	\$35,738,813	\$34,295,879	\$57,602	95.52%
391-9520 El Modena HS Phase II (DSA 04-120032)					
1. Design Cost					
1.01 Architect					
UNCOMMITTED	\$222,382	\$0	\$0	\$0	
HARLEY ELLIS DEVEREAUX	\$1,918,220	\$1,918,220	\$1,426,585	\$54,963	74.37%
	\$2,140,602	\$1,918,220	\$1,426,585	\$54,963	66.64%
2. Construction Cost					
2.01 Construction					
UNCOMMITTED	\$25,937,471	\$0	\$0	\$0	
	\$25,937,471	\$0	\$0	\$0	0.00%
2.02 OFCI and Other Construction					
UNCOMMITTED	\$250,000	\$0	\$0	\$0	
	\$250,000	\$0	\$0	\$0	0.00%
3. Program and Construction Management					
3.01 Program Management Fees					
UNCOMMITTED	\$457,440	\$0	\$0	\$0	
CUMMING CONSTRUCTION MGMT INC	\$320,680	\$320,680	\$182,474	\$48,369	56.90%
	\$778,120	\$320,680	\$182,474	\$48,369	23.45%



Measure S Bond Program
Financial Report for November 2022
Budget vs Actuals by School and Budget Category with Vendor Detail

QSS Data thru 12/31/2022

	Budget	Contracted to Date	Expended to Date	Quarterly Expense Oct '22 - Dec '22	% Expended
3.02 Construction Management Fees					
UNCOMMITTED	\$589,695	\$0	\$0	\$0	
CORDOBA CORPORATION	\$503,894	\$503,894	\$184,484	\$37,540	36.61%
	\$1,093,589	\$503,894	\$184,484	\$37,540	16.87%
4. Construction Support Costs					
4.01 Rental					
UNCOMMITTED	\$400,000	\$0	\$0	\$0	
	\$400,000	\$0	\$0	\$0	0.00%
4.02 Title, Environmental, Stormwater Management					
UNCOMMITTED	\$52,410	\$0	\$0	\$0	
ENVIRONMENTAL AUDIT INC	\$7,590	\$7,590	\$3,178	\$0	41.87%
	\$60,000	\$7,590	\$3,178	\$0	5.30%
4.03 Commissioning					
UNCOMMITTED	\$7,060	\$0	\$0	\$0	
P2S ENGINEERING INC	\$52,940	\$52,940	\$11,100	\$0	20.97%
	\$60,000	\$52,940	\$11,100	\$0	18.50%
4.05 DSA Review Fees					
UNCOMMITTED	\$87,250	\$0	\$0	\$0	
DIVISION OF STATE ARCHITECT	\$212,750	\$212,750	\$212,750	\$0	100.00%
	\$300,000	\$212,750	\$212,750	\$0	70.92%
4.06 Postage, Printing & Advertising					
UNCOMMITTED	\$5,000	\$0	\$0	\$0	
AMERICAN REPROGRAPHICS CO LLC	\$12,000	\$12,000	\$3,018	\$3,018	25.15%
SOUTHERN CALIFORNIA NEWS GROUP	\$3,500	\$3,500	\$2,873	\$2,873	82.08%
	\$20,500	\$15,500	\$5,891	\$5,891	28.74%
4.07 DSA Inspection (IOR)					
UNCOMMITTED	\$662,530	\$0	\$0	\$0	
	\$662,530	\$0	\$0	\$0	0.00%
4.08 DSA Construction Phase Testing (LOR)					
UNCOMMITTED	\$662,530	\$0	\$0	\$0	
	\$662,530	\$0	\$0	\$0	0.00%
4.09 Relocation					
UNCOMMITTED	\$13,750	\$0	\$0	\$0	
BELTMANN GROUP, INC	\$0	\$0	\$0	\$0	
CLEAN EARTH ENVIRONMENTAL	\$5,000	\$5,000	\$0	\$0	0.00%
ULINE INC	\$1,250	\$1,250	\$0	\$0	0.00%
	\$20,000	\$6,250	\$0	\$0	0.00%
4.11 Preliminary Testing (Hazmat, Topo, Geo, etc)					
UNCOMMITTED	\$15,611	\$0	\$0	\$0	



Measure S Bond Program
Financial Report for November 2022
Budget vs Actuals by School and Budget Category with Vendor Detail

QSS Data thru 12/31/2022

	Budget	Contracted to Date	Expended to Date	Quarterly Expense Oct '22 - Dec '22	% Expended
ARMSTRONG & BROOKS CONSULTING ENG	\$4,940	\$4,940	\$4,940	\$0	100.00%
GROUP DELTA CONSULTANTS INC	\$17,100	\$17,100	\$10,004	\$0	58.50%
KOURY ENGINEERING & TESTING INC (Geotechnical Engineering)	\$22,350	\$22,350	\$22,350	\$0	100.00%
	\$60,001	\$44,390	\$37,294	\$0	62.16%
4.12 Utility Connection Fees (Local Permits)					
UNCOMMITTED	\$32,100	\$0	\$0	\$0	
	\$32,100	\$0	\$0	\$0	0.00%
4.13 FF&E (Laboratory Tables and Chairs, other)					
UNCOMMITTED	\$600,000	\$0	\$0	\$0	
	\$600,000	\$0	\$0	\$0	0.00%
4.15 Miscellaneous Fees					
UNCOMMITTED	\$84,409	\$0	\$0	\$0	
OUSD COST OF INTEREST DISTRIBUTION	\$591	\$591	\$591	\$0	100.00%
	\$85,000	\$591	\$591	\$0	0.70%
5. Contingency					
5.01 Construction Contingency					
UNCOMMITTED	\$2,893,052	\$0	\$0	\$0	
	\$2,893,052	\$0	\$0	\$0	0.00%
5.02 Project Contingency					
UNCOMMITTED	\$450,566	\$0	\$0	\$0	
	\$450,566	\$0	\$0	\$0	0.00%
Total 391-9520 El Modena HS Phase II (DSA 04-120032)	\$36,506,062	\$3,082,805	\$2,064,346	\$146,763	5.65%
391-9520 El Modena HS Quad Shade Structures (DSA 04-119124)					
1. Design Cost					
1.01 Architect					
UNCOMMITTED	\$0	\$0	\$0	\$0	
HARLEY ELLIS DEVEREAUX	\$79,340	\$79,340	\$0	\$0	0.00%
	\$79,340	\$79,340	\$0	\$0	0.00%
4. Construction Support Costs					
4.05 DSA Review Fees					
UNCOMMITTED	\$0	\$0	\$0	\$0	
DIVISION OF STATE ARCHITECT	\$9,650	\$9,650	\$9,650	\$0	100.00%
	\$9,650	\$9,650	\$9,650	\$0	100.00%
4.06 Postage, Printing & Advertising					
UNCOMMITTED	\$0	\$0	\$0	\$0	
AMERICAN REPROGRAPHICS CO LLC	\$86	\$86	\$86	\$0	100.00%



Measure S Bond Program
Financial Report for November 2022
Budget vs Actuals by School and Budget Category with Vendor Detail

QSS Data thru 12/31/2022

	Budget	Contracted to Date	Expended to Date	Quarterly Expense Oct '22 - Dec '22	% Expended
	\$86	\$86	\$86	\$0	100.00%
Total 391-9520 El Modena HS Quad Shade Structures (DSA 04-119124)	\$89,076	\$89,076	\$9,736	\$0	10.93%
El Modena High School	\$72,580,699	\$38,991,873	\$36,451,141	\$204,365	50.22%
Orange High School					
392-0000 Orange HS IP Surveillance Camera and Systems					
4. Construction Support Costs					
4.13 FF&E (Laboratory Tables and Chairs, other)					
UNCOMMITTED	\$0	\$0	\$0	\$0	
CDW GOVERNMENT INC	\$53,662	\$53,662	\$53,662	\$0	100.00%
DIGITAL NETWORKS GROUP INC (F/I IP Camera Software)	\$13,569	\$13,569	\$13,569	\$0	100.00%
INTER-PACIFIC INC	\$34,837	\$34,837	\$34,837	\$0	100.00%
	\$102,068	\$102,068	\$102,068	\$0	100.00%
Total 392-0000 Orange HS IP Surveillance Camera and Systems	\$102,068	\$102,068	\$102,068	\$0	100.00%
392-9520 Orange HS Science Bldg (DSA 04-116859)					
1. Design Cost					
1.01 Architect					
UNCOMMITTED	\$0	\$0	\$0	\$0	
LIONAKIS	\$1,823,594	\$1,823,594	\$1,823,594	\$0	100.00%
	\$1,823,594	\$1,823,594	\$1,823,594	\$0	100.00%
2. Construction Cost					
2.01 Construction					
UNCOMMITTED	\$0	\$0	\$0	\$0	
GIANNELLI ELECTRIC INC	\$14,878	\$14,878	\$14,878	\$0	100.00%
INTEGRATED DEMOLITION AND REMEDIATION (Abatement and Demolition)	\$44,800	\$44,800	\$44,800	\$0	100.00%
J & A FENCE (Custodial Storage Fencing)	\$0	\$0	\$0	\$0	
KYA SERVICES LLC (Install Carpet)	\$0	\$0	\$0	\$0	
OLESH, KEITH (Termite Services)	\$0	\$0	\$0	\$0	
PINNER CONSTRUCTION	\$27,190,987	\$27,190,987	\$27,190,987	\$0	100.00%
SOUTHERN CALIFORNIA NEWS GROUP	\$0	\$0	\$0	\$0	
TIME & ALARM SYSTEMS	\$3,100	\$3,100	\$3,100	\$0	100.00%
UNIVERSAL ASPHALT CO (Remove and Patch Asphalt)	\$6,830	\$6,830	\$6,830	\$0	100.00%
	\$27,260,595	\$27,260,595	\$27,260,595	\$0	100.00%
2.02 OFCI and Other Construction					
	\$4,300	\$4,300	\$0	\$0	0.00%



Measure S Bond Program
Financial Report for November 2022
Budget vs Actuals by School and Budget Category with Vendor Detail

QSS Data thru 12/31/2022

	Budget	Contracted to Date	Expended to Date	Quarterly Expense Oct '22 - Dec '22	% Expended
UNCOMMITTED	\$0	\$0	\$0	\$0	
ACCO ENGINEERED SYSTEMS INC	\$62,883	\$62,883	\$62,883	\$0	100.00%
AMERICAN REPROGRAPHICS CO LLC	\$8,736	\$8,736	\$7,710	\$0	88.26%
ARROW RESTAURANT EQUIPMENT	\$13,432	\$13,432	\$13,432	\$0	100.00%
BLUE RIBBON TROPHY	\$2,391	\$2,391	\$1,067	\$0	44.65%
CAROLINA BIOLOGICAL SUPPLY	\$5,362	\$5,362	\$5,362	\$0	100.00%
CITY OF ORANGE (PUBLIC WORKS)	\$2,000	\$2,000	\$2,000	\$0	100.00%
DAHLBERG, KENT & AMY dba NEW DIMENSION	\$63,655	\$63,655	\$8,366	\$0	13.14%
DEVELOPMENT GROUP INC	\$37,866	\$37,866	\$37,866	\$0	100.00%
FISHER SCIENCE EDUCATION	\$24,863	\$24,863	\$24,863	\$0	100.00%
FLINN SCIENTIFIC INC	\$10,263	\$10,263	\$10,263	\$0	100.00%
GIANNELLI ELECTRIC INC	\$24,684	\$24,684	\$24,684	\$0	100.00%
GRUETT TREE CO INC (Removal of Trees)	\$7,625	\$7,625	\$7,625	\$0	100.00%
HISCO INC	\$7,500	\$7,500	\$0	\$0	0.00%
INTER-PACIFIC INC	\$6,585	\$6,585	\$6,585	\$0	100.00%
J & A FENCE (Custodial Storage Fencing)	\$6,885	\$6,885	\$6,885	\$0	100.00%
KYA SERVICES LLC (Install Carpet)	\$0	\$0	\$0	\$0	
OLESH, KEITH (Termite Services)	\$1,500	\$1,500	\$1,500	\$0	100.00%
SOUTHERN CALIFORNIA NEWS GROUP	\$0	\$0	\$0	\$0	
TRIMARK RAYGAL LLC	\$0	\$0	\$0	\$0	
VORTEX INDUSTRIES, INC.	\$6,804	\$6,804	\$6,804	\$0	100.00%
WW GRAINGER INC	\$2,292	\$2,292	\$2,292	\$0	100.00%
	\$299,624	\$299,624	\$230,186	\$0	76.83%

3. Program and Construction Management

3.01 Program Management Fees

UNCOMMITTED	\$0	\$0	\$0	\$0	
CUMMING CONSTRUCTION MGMT INC	\$979,395	\$979,395	\$979,395	\$0	100.00%
	\$979,395	\$979,395	\$979,395	\$0	100.00%

3.02 Construction Management Fees

UNCOMMITTED	\$0	\$0	\$0	\$0	
BALFOUR BEATTY CONSTRUCTION	\$1,755,159	\$1,755,159	\$1,755,159	\$0	100.00%
CORDOBA CORPORATION	\$86,434	\$86,434	\$86,434	\$0	100.00%
	\$1,841,593	\$1,841,593	\$1,841,593	\$0	100.00%

4. Construction Support Costs

4.02 Title, Environmental, Stormwater Management

UNCOMMITTED	\$0	\$0	\$0	\$0	
CHICAGO TITLE COMPANY	\$1,500	\$1,500	\$1,500	\$0	100.00%
PLACEWORKS INC	\$52,231	\$52,231	\$52,231	\$0	100.00%



Measure S Bond Program
Financial Report for November 2022
Budget vs Actuals by School and Budget Category with Vendor Detail

QSS Data thru 12/31/2022

	Budget	Contracted to Date	Expended to Date	Quarterly Expense Oct '22 - Dec '22	% Expended
STATE WATER RESOURCES CONTROL BOARD (SWRCB)	\$726	\$726	\$726	\$0	100.00%
	\$54,457	\$54,457	\$54,457	\$0	100.00%
4.03 Commissioning					
UNCOMMITTED	\$0	\$0	\$0	\$0	
P2S ENGINEERING INC	\$30,663	\$30,663	\$30,663	\$0	100.00%
	\$30,663	\$30,663	\$30,663	\$0	100.00%
4.05 DSA Review Fees					
UNCOMMITTED	\$0	\$0	\$0	\$0	
DIVISION OF STATE ARCHITECT	\$342,871	\$342,871	\$342,871	\$0	100.00%
OUSD REVOLVING CASH	\$500	\$500	\$500	\$0	100.00%
	\$343,371	\$343,371	\$343,371	\$0	100.00%
4.06 Postage, Printing & Advertising					
UNCOMMITTED	\$0	\$0	\$0	\$0	
AMERICAN REPROGRAPHICS CO LLC	\$8,734	\$8,734	\$8,734	\$0	100.00%
SOUTHERN CALIFORNIA NEWS GROUP	\$8,518	\$8,518	\$8,518	\$0	100.00%
	\$17,252	\$17,252	\$17,252	\$0	100.00%
4.07 DSA Inspection (IOR)					
UNCOMMITTED	\$0	\$0	\$0	\$0	
KNOWLAND CONSTRUCTION SERVICES	\$286,404	\$286,404	\$286,404	\$0	100.00%
	\$286,404	\$286,404	\$286,404	\$0	100.00%
4.08 DSA Construction Phase Testing (LOR)					
UNCOMMITTED	\$0	\$0	\$0	\$0	
NINYO & MOORE	\$227,848	\$227,848	\$227,848	\$0	100.00%
	\$227,848	\$227,848	\$227,848	\$0	100.00%
4.09 Relocation					
UNCOMMITTED	\$0	\$0	\$0	\$0	
BELTMANN GROUP, INC	\$4,876	\$4,876	\$4,876	\$0	100.00%
ULINE INC	\$3,065	\$3,065	\$3,065	\$0	100.00%
	\$7,941	\$7,941	\$7,941	\$0	100.00%
4.11 Preliminary Testing (Hazmat, Topo, Geo, etc)					
UNCOMMITTED	\$0	\$0	\$0	\$0	
CALIFORNIA GEOLOGICAL SURVEY (Geology and Seismology Review)	\$3,600	\$3,600	\$3,600	\$0	100.00%
ENVIRONMENTAL NETWORK CORPORATION	\$2,590	\$2,590	\$2,590	\$0	100.00%
KOURY ENGINEERING & TESTING INC (Geotechnical Engineering)	\$13,300	\$13,300	\$13,300	\$0	100.00%
PENCO ENGINEERING INC (Topographical Survey Services)	\$41,070	\$41,070	\$41,070	\$0	100.00%
RMA GROUP (dba SITESCAN)	\$49,533	\$49,533	\$49,533	\$0	100.00%
	\$110,093	\$110,093	\$110,093	\$0	100.00%
4.12 Utility Connection Fees (Local Permits)					
UNCOMMITTED	\$0	\$0	\$0	\$0	



Measure S Bond Program
Financial Report for November 2022
Budget vs Actuals by School and Budget Category with Vendor Detail

QSS Data thru 12/31/2022

	Budget	Contracted to Date	Expended to Date	Quarterly Expense Oct '22 - Dec '22	% Expended
CITY OF ORANGE (PUBLIC WORKS)	\$2,500	\$2,500	\$2,500	\$0	100.00%
SOUTHERN CALIFORNIA EDISON	\$6,912	\$6,912	\$6,912	\$0	100.00%
SOUTHERN CALIFORNIA GAS CO	\$2,124	\$2,124	\$2,124	\$0	100.00%
STATE WATER RESOURCES CONTROL BOARD (SWRCB)	\$553	\$553	\$553	\$0	100.00%
	\$12,089	\$12,089	\$12,089	\$0	100.00%
4.13 FF&E (Laboratory Tables and Chairs, other)					
UNCOMMITTED	\$1	\$0	\$0	\$0	
CDW GOVERNMENT INC	\$59,658	\$59,658	\$59,658	\$0	100.00%
CONEXWEST	\$9,419	\$9,419	\$9,419	\$0	100.00%
CP PRODUCTS INC	\$4,834	\$4,834	\$4,834	\$0	100.00%
DEVELOPMENT GROUP INC	\$0	\$0	\$0	\$0	
FISHER SCIENCE EDUCATION	\$0	\$0	\$0	\$0	
GORM	\$12,352	\$12,352	\$12,352	\$0	100.00%
HILLYARD INC	\$32,572	\$32,572	\$32,572	\$0	100.00%
INTER-PACIFIC INC	\$7,904	\$7,904	\$7,904	\$0	100.00%
PSI DBA WATER VISIONS INC	\$8,527	\$8,527	\$8,527	\$0	100.00%
SIERRA SCHOOL EQUIPMENT COMPANY	\$467,817	\$467,817	\$464,248	\$0	99.24%
TURTLE STORAGE dba AMERICAN BICYCLE CO	\$6,537	\$6,537	\$6,537	\$0	100.00%
VORTEX INDUSTRIES, INC.	\$0	\$0	\$0	\$0	
VWR INTERNATIONAL LLC	\$34,314	\$34,314	\$34,314	\$0	100.00%
	\$643,935	\$643,934	\$640,366	\$0	99.45%
4.15 Miscellaneous Fees					
UNCOMMITTED	\$6,205	\$0	\$0	\$0	
OUSD COST OF INTEREST DISTRIBUTION	\$46,720	\$46,720	\$46,720	\$0	100.00%
	\$52,925	\$46,720	\$46,720	\$0	88.28%
5. Contingency					
5.02 Project Contingency					
UNCOMMITTED	\$1,177	\$0	\$0	\$0	
	\$1,177	\$0	\$0	\$0	0.00%
Total 392-9520 Orange HS Science Bldg (DSA 04-116859)	\$33,992,956	\$33,985,573	\$33,912,567	\$0	99.76%
392-9520 Orange HS Shade Structure (DSA 04-118351)					
1. Design Cost					
1.01 Architect					
UNCOMMITTED	\$0	\$0	\$0	\$0	
LIONAKIS	\$17,317	\$17,317	\$17,317	\$0	100.00%
	\$17,317	\$17,317	\$17,317	\$0	100.00%



Measure S Bond Program
Financial Report for November 2022
Budget vs Actuals by School and Budget Category with Vendor Detail

QSS Data thru 12/31/2022

	Budget	Contracted to Date	Expended to Date	Quarterly Expense Oct '22 - Dec '22	% Expended
2. Construction Cost					
2.01 Construction					
UNCOMMITTED	\$0	\$0	\$0	\$0	
PINNER CONSTRUCTION	\$113,500	\$113,500	\$113,500	\$0	100.00%
	\$113,500	\$113,500	\$113,500	\$0	100.00%
3. Program and Construction Management					
3.01 Program Management Fees					
UNCOMMITTED	\$0	\$0	\$0	\$0	
CUMMING CONSTRUCTION MGMT INC	\$1,838	\$1,838	\$1,838	\$0	100.00%
	\$1,838	\$1,838	\$1,838	\$0	100.00%
3.02 Construction Management Fees					
UNCOMMITTED	\$0	\$0	\$0	\$0	
BALFOUR BEATTY CONSTRUCTION	\$5,956	\$5,956	\$5,956	\$0	100.00%
	\$5,956	\$5,956	\$5,956	\$0	100.00%
4. Construction Support Costs					
4.05 DSA Review Fees					
UNCOMMITTED	\$0	\$0	\$0	\$0	
DIVISION OF STATE ARCHITECT	\$1,873	\$1,873	\$1,873	\$0	100.00%
	\$1,873	\$1,873	\$1,873	\$0	100.00%
4.07 DSA Inspection (IOR)					
UNCOMMITTED	\$0	\$0	\$0	\$0	
KNOWLAND CONSTRUCTION SERVICES	\$1,740	\$1,740	\$1,740	\$0	100.00%
	\$1,740	\$1,740	\$1,740	\$0	100.00%
4.08 DSA Construction Phase Testing (LOR)					
UNCOMMITTED	\$0	\$0	\$0	\$0	
NINYO & MOORE	\$7,408	\$7,408	\$7,408	\$0	100.00%
	\$7,408	\$7,408	\$7,408	\$0	100.00%
Total 392-9520 Orange HS Shade Structure (DSA 04-118351)	\$149,631	\$149,631	\$149,631	\$0	100.00%
392-9520 Orange HS Site Improvements (DSA 04-116673)					
1. Design Cost					
1.01 Architect					
UNCOMMITTED	\$0	\$0	\$0	\$0	
LIONAKIS	\$446,286	\$446,286	\$446,286	\$0	100.00%
SILVER CREEK INDUSTRIES INC (Engineering for Warming Kitchen Relocatable Building)	\$29,682	\$29,682	\$29,682	\$0	100.00%
	\$475,968	\$475,968	\$475,968	\$0	100.00%



Measure S Bond Program
Financial Report for November 2022
Budget vs Actuals by School and Budget Category with Vendor Detail

QSS Data thru 12/31/2022

	Budget	Contracted to Date	Expended to Date	Quarterly Expense Oct '22 - Dec '22	% Expended
2. Construction Cost					
2.01 Construction					
UNCOMMITTED	\$0	\$0	\$0	\$0	
KYA SERVICES LLC (Install Carpet)	\$9,564	\$9,564	\$9,564	\$0	100.00%
SWINERTON BUILDERS	\$6,556,428	\$6,556,428	\$6,556,428	\$0	100.00%
TRIMARK RAYGAL LLC	\$89,860	\$89,860	\$89,860	\$0	100.00%
	\$6,655,852	\$6,655,852	\$6,655,852	\$0	100.00%
2.02 OFCI and Other Construction					
UNCOMMITTED	\$0	\$0	\$0	\$0	
ACCO ENGINEERED SYSTEMS INC	\$209,074	\$209,074	\$209,074	\$0	100.00%
	\$209,074	\$209,074	\$209,074	\$0	100.00%
3. Program and Construction Management					
3.01 Program Management Fees					
UNCOMMITTED	\$0	\$0	\$0	\$0	
BALFOUR BEATTY CONSTRUCTION	\$0	\$0	\$0	\$0	
CUMMING CONSTRUCTION MGMT INC	\$115,479	\$115,479	\$115,479	\$0	100.00%
	\$115,479	\$115,479	\$115,479	\$0	100.00%
3.02 Construction Management Fees					
UNCOMMITTED	\$0	\$0	\$0	\$0	
BALFOUR BEATTY CONSTRUCTION	\$296,554	\$296,554	\$296,554	\$0	100.00%
	\$296,554	\$296,554	\$296,554	\$0	100.00%
4. Construction Support Costs					
4.02 Title, Environmental, Stormwater Management					
UNCOMMITTED	\$0	\$0	\$0	\$0	
ORANGE COUNTY HEALTH CARE AGENCY	\$1,470	\$1,470	\$1,470	\$0	100.00%
	\$1,470	\$1,470	\$1,470	\$0	100.00%
4.03 Commissioning					
UNCOMMITTED	\$0	\$0	\$0	\$0	
P2S ENGINEERING INC	\$4,667	\$4,667	\$4,667	\$0	100.00%
	\$4,667	\$4,667	\$4,667	\$0	100.00%
4.05 DSA Review Fees					
UNCOMMITTED	\$0	\$0	\$0	\$0	
DIVISION OF STATE ARCHITECT	\$94,585	\$94,585	\$94,585	\$0	100.00%
	\$94,585	\$94,585	\$94,585	\$0	100.00%
4.06 Postage, Printing & Advertising					
UNCOMMITTED	\$0	\$0	\$0	\$0	
AMERICAN REPROGRAPHICS CO LLC	\$7,630	\$7,630	\$7,630	\$0	100.00%
SOUTHERN CALIFORNIA NEWS GROUP	\$1,264	\$1,264	\$1,264	\$0	100.00%



Measure S Bond Program
Financial Report for November 2022
Budget vs Actuals by School and Budget Category with Vendor Detail

QSS Data thru 12/31/2022

	Budget	Contracted to Date	Expended to Date	Quarterly Expense Oct '22 - Dec '22	% Expended
4.07 DSA Inspection (IOR)	\$8,894	\$8,894	\$8,894	\$0	100.00%
UNCOMMITTED	\$0	\$0	\$0	\$0	
KNOWLAND CONSTRUCTION SERVICES	\$96,985	\$96,985	\$96,985	\$0	100.00%
	\$96,985	\$96,985	\$96,985	\$0	100.00%
4.08 DSA Construction Phase Testing (LOR)					
UNCOMMITTED	\$0	\$0	\$0	\$0	
NINYO & MOORE	\$112,544	\$112,544	\$112,544	\$0	100.00%
	\$112,544	\$112,544	\$112,544	\$0	100.00%
4.11 Preliminary Testing (Hazmat, Topo, Geo, etc)					
UNCOMMITTED	\$0	\$0	\$0	\$0	
ENVIRONMENTAL NETWORK CORPORATION	\$9,012	\$9,012	\$9,012	\$0	100.00%
	\$9,012	\$9,012	\$9,012	\$0	100.00%
Total 392-9520 Orange HS Site Improvements (DSA 04-116673)	\$8,081,083	\$8,081,083	\$8,081,083	\$0	100.00%
392-9520 Orange HS Phase II (DSA 04-120151)					
1. Design Cost					
1.01 Architect					
UNCOMMITTED	\$194,704	\$0	\$0	\$0	
LIONAKIS	\$1,449,215	\$1,449,215	\$1,017,544	\$0	70.21%
	\$1,643,919	\$1,449,215	\$1,017,544	\$0	61.90%
2. Construction Cost					
2.01 Construction					
UNCOMMITTED	\$0	\$0	\$0	\$0	
PCL CONSTRUCTION SERVICES	\$19,690,000	\$19,690,000	\$0	\$0	0.00%
	\$19,690,000	\$19,690,000	\$0	\$0	0.00%
2.02 OFCI and Other Construction					
UNCOMMITTED	\$245,823	\$0	\$0	\$0	
DAHLBERG, KENT & AMY dba NEW DIMENSION	\$367,743	\$367,743	\$99,066	\$0	26.94%
GIANNELLI ELECTRIC INC	\$15,816	\$15,816	\$6,648	\$0	42.03%
	\$629,382	\$383,559	\$105,714	\$0	16.80%
3. Program and Construction Management					
3.01 Program Management Fees					
UNCOMMITTED	\$321,632	\$0	\$0	\$0	
CUMMING CONSTRUCTION MGMT INC	\$400,909	\$400,909	\$230,833	\$58,515	57.58%
	\$722,541	\$400,909	\$230,833	\$58,515	31.95%
3.02 Construction Management Fees					



Measure S Bond Program
Financial Report for November 2022
Budget vs Actuals by School and Budget Category with Vendor Detail

QSS Data thru 12/31/2022

	Budget	Contracted to Date	Expended to Date	Quarterly Expense Oct '22 - Dec '22	% Expended
UNCOMMITTED	\$559,137	\$0	\$0	\$0	
CORDOBA CORPORATION	\$556,512	\$556,512	\$164,169	\$21,823	29.50%
	\$1,115,649	\$556,512	\$164,169	\$21,823	14.72%
4. Construction Support Costs					
4.01 Rentals					
UNCOMMITTED	\$33,324	\$0	\$0	\$0	
ELITE MODULAR LEASING & SALES INC	\$166,676	\$166,676	\$0	\$0	0.00%
MOBILE MINI	\$17,699	\$17,699	\$5,459	\$583	30.85%
	\$217,699	\$184,375	\$5,459	\$583	2.51%
4.02 Title, Environmental, Stormwater Management					
UNCOMMITTED	\$51,611	\$0	\$0	\$0	
CITY OF ORANGE (PUBLIC WORKS)	\$3,000	\$3,000	\$3,000	\$0	100.00%
CITY OF ORANGE (WATER DIVISION)	\$2,000	\$2,000	\$2,000	\$0	100.00%
ENVIRONMENTAL AUDIT INC	\$7,590	\$7,590	\$2,388	\$0	31.46%
	\$64,201	\$12,590	\$7,388	\$0	11.51%
4.03 Commissioning					
UNCOMMITTED	\$22,549	\$0	\$0	\$0	
P2S ENGINEERING INC	\$20,251	\$20,251	\$4,100	\$0	20.25%
	\$42,800	\$20,251	\$4,100	\$0	9.58%
4.05 DSA Review Fees					
UNCOMMITTED	\$113,950	\$0	\$0	\$0	
DIVISION OF STATE ARCHITECT	\$153,550	\$153,550	\$153,550	\$0	100.00%
	\$267,500	\$153,550	\$153,550	\$0	57.40%
4.06 Postage, Printing & Advertising					
UNCOMMITTED	\$7,549	\$0	\$0	\$0	
AMERICAN REPROGRAPHICS CO LLC	\$18,579	\$18,579	\$12,818	\$2,442	68.99%
SOUTHERN CALIFORNIA NEWS GROUP	\$7,372	\$7,372	\$6,939	\$3,067	94.12%
	\$33,501	\$25,952	\$19,757	\$5,509	58.97%
4.07 DSA Inspection (IOR)					
UNCOMMITTED	\$33,248	\$0	\$0	\$0	
KNOWLAND CONSTRUCTION SERVICES	\$466,752	\$466,752	\$0	\$0	0.00%
	\$500,000	\$466,752	\$0	\$0	0.00%
4.08 DSA Construction Phase Testing (LOR)					
UNCOMMITTED	\$73,481	\$0	\$0	\$0	
AMERICAN ENGINEERING LABORATORIES INC	\$376,519	\$376,519	\$0	\$0	0.00%
	\$450,000	\$376,519	\$0	\$0	0.00%
4.09 Relocation					
UNCOMMITTED	\$9,231	\$0	\$0	\$0	
BELTMANN GROUP, INC	\$24,958	\$24,958	\$19,939	\$7,511	79.89%



Measure S Bond Program
Financial Report for November 2022
Budget vs Actuals by School and Budget Category with Vendor Detail

QSS Data thru 12/31/2022

	Budget	Contracted to Date	Expended to Date	Quarterly Expense Oct '22 - Dec '22	% Expended
CDW GOVERNMENT INC	\$1,762	\$1,762	\$1,762	\$0	100.00%
CLEAN EARTH ENVIRONMENTAL	\$5,000	\$5,000	\$0	\$0	0.00%
KONICA MINOLTA BUSINESS SOLUTIONS	\$800	\$800	\$800	\$0	100.00%
ULINE INC	\$1,250	\$1,250	\$842	\$434	67.35%
	\$43,000	\$33,769	\$23,342	\$7,944	54.28%
4.11 Preliminary Testing (Hazmat, Topo, Geo, etc)					
UNCOMMITTED	\$13,665	\$0	\$0	\$0	
CANNON CORPORATION	\$50,000	\$50,000	\$35,076	\$0	70.15%
ENVIRONMENTAL NETWORK CORPORATION	\$15,380	\$15,380	\$6,350	\$0	41.29%
NINYO & MOORE	\$20,955	\$20,955	\$20,955	\$0	100.00%
	\$100,000	\$86,335	\$62,381	\$0	62.38%
4.12 Utility Connection Fees (Local Permits)					
UNCOMMITTED	\$32,100	\$0	\$0	\$0	
	\$32,100	\$0	\$0	\$0	0.00%
4.13 FF&E (Laboratory Tables and Chairs, other)					
UNCOMMITTED	\$600,025	\$0	\$0	\$0	
ULINE INC	\$8,631	\$8,631	\$8,631	\$0	100.00%
	\$608,656	\$8,631	\$8,631	\$0	1.42%
4.15 Miscellaneous Fees					
UNCOMMITTED	\$94,571	\$0	\$0	\$0	
OUSD COST OF INTEREST DISTRIBUTION	\$429	\$429	\$429	\$0	100.00%
	\$95,000	\$429	\$429	\$0	0.45%
5. Contingency					
5.01 Construction Contingency					
UNCOMMITTED	\$1,969,000	\$0	\$0	\$0	
	\$1,969,000	\$0	\$0	\$0	0.00%
5.02 Project Contingency					
UNCOMMITTED	\$3,097,340	\$0	\$0	\$0	
	\$3,097,340	\$0	\$0	\$0	0.00%
Total 392-9520 Orange HS Phase II (DSA 04-120151)	\$31,322,288	\$23,849,347	\$1,803,298	\$94,373	5.76%
Orange High School	\$73,648,025	\$66,167,702	\$44,048,647	\$94,373	59.81%
Villa Park High School					
394-0000 Villa Park HS IP Surveillance Camera and Systems					
4. Construction Support Costs					
4.13 FF&E (Laboratory Tables and Chairs, other)					
UNCOMMITTED	\$0	\$0	\$0	\$0	



Measure S Bond Program
Financial Report for November 2022
Budget vs Actuals by School and Budget Category with Vendor Detail

QSS Data thru 12/31/2022

	Budget	Contracted to Date	Expended to Date	Quarterly Expense Oct '22 - Dec '22	% Expended
CDW GOVERNMENT INC	\$32,182	\$32,182	\$32,182	\$0	100.00%
DIGITAL NETWORKS GROUP INC (F/I IP Camera Software)	\$8,635	\$8,635	\$8,635	\$0	100.00%
INTER-PACIFIC INC	\$22,133	\$22,133	\$22,133	\$0	100.00%
	\$62,949	\$62,949	\$62,949	\$0	100.00%
Total 394-0000 Villa Park HS IP Surveillance Camera and Systems	\$62,949	\$62,949	\$62,949	\$0	100.00%
394-9520 Villa Park HS Science Center (DSA 04-117022)					
1. Design Cost					
1.01 Architect					
UNCOMMITTED	\$26,102	\$0	\$0	\$0	
DKS ASSOCIATES	\$80,657	\$80,657	\$80,657	\$0	100.00%
LIONAKIS	\$14,059	\$14,059	\$14,059	\$0	100.00%
LPA INC	\$2,359,536	\$2,359,536	\$2,188,071	\$568	92.73%
	\$2,480,354	\$2,454,252	\$2,282,787	\$568	92.03%
2. Construction Cost					
2.01 Construction					
UNCOMMITTED	\$372,008	\$0	\$0	\$0	
ANGELES CONTRACTOR, INC	\$20,715,102	\$20,715,102	\$19,865,514	\$0	95.90%
	\$21,087,109	\$20,715,102	\$19,865,514	\$0	94.21%
2.02 OFCI and Other Construction					
UNCOMMITTED	\$7,988	\$0	\$0	\$0	
ACCO ENGINEERED SYSTEMS INC	\$150,829	\$150,829	\$150,829	\$0	100.00%
AMERICAN REPROGRAPHICS CO LLC	\$0	\$0	\$0	\$0	
ANIXTER	\$7,312	\$7,312	\$7,312	\$2,220	100.00%
ARROW RESTAURANT EQUIPMENT	\$13,869	\$13,869	\$13,869	\$0	100.00%
BLUE RIBBON TROPHY	\$1,323	\$1,323	\$0	\$0	0.00%
CAROLINA BIOLOGICAL SUPPLY	\$25,611	\$25,611	\$25,611	\$0	100.00%
CDW GOVERNMENT INC	\$1,780	\$1,780	\$1,780	\$0	100.00%
DAHLBERG, KENT & AMY dba NEW DIMENSION	\$25,722	\$25,722	\$25,722	\$25,722	100.00%
DEVELOPMENT GROUP INC	\$52,937	\$52,937	\$52,937	\$0	100.00%
FISHER SCIENCE EDUCATION	\$25,951	\$25,951	\$25,951	\$0	100.00%
FLINN SCIENTIFIC INC	\$12,364	\$12,364	\$12,364	\$0	100.00%
Signature Painting	\$15,000	\$15,000	\$0	\$0	0.00%
TIME & ALARM SYSTEMS	\$45,029	\$45,029	\$165	\$165	0.37%
VERNES PLUMBING	\$8,285	\$8,285	\$8,285	\$8,285	100.00%
VISTA PAINT	\$644	\$644	\$644	\$0	100.00%
WW GRAINGER INC	\$4,617	\$4,617	\$4,617	\$0	100.00%
	\$399,261	\$391,273	\$330,086	\$36,392	82.67%



Measure S Bond Program
Financial Report for November 2022
Budget vs Actuals by School and Budget Category with Vendor Detail

QSS Data thru 12/31/2022

	Budget	Contracted to Date	Expended to Date	Quarterly Expense Oct '22 - Dec '22	% Expended
3. Program and Construction Management					
3.01 Program Management Fees					
UNCOMMITTED	\$0	\$0	\$0	\$0	
CORDOBA CORPORATION	\$0	\$0	\$0	\$0	
CUMMING CONSTRUCTION MGMT INC	\$1,002,124	\$1,002,124	\$958,843	\$22,209	95.68%
	\$1,002,124	\$1,002,124	\$958,843	\$22,209	95.68%
3.02 Construction Management Fees					
UNCOMMITTED	\$0	\$0	\$0	\$0	
CORDOBA CORPORATION	\$2,470,528	\$2,470,528	\$2,444,306	\$35,203	98.94%
	\$2,470,528	\$2,470,528	\$2,444,306	\$35,203	98.94%
4. Construction Support Costs					
4.02 Title, Environmental, Stormwater Management					
UNCOMMITTED	\$0	\$0	\$0	\$0	
CHICAGO TITLE COMPANY	\$750	\$750	\$750	\$0	100.00%
PLACEWORKS INC	\$73,237	\$73,237	\$73,237	\$0	100.00%
STATE WATER RESOURCES CONTROL BOARD (SWRCB)	\$484	\$484	\$484	\$0	100.00%
	\$74,471	\$74,471	\$74,471	\$0	100.00%
4.03 Commissioning					
UNCOMMITTED	\$1	\$0	\$0	\$0	
CEPA OPERATIONS	\$1,840	\$1,840	\$1,840	\$1,840	100.00%
P2S ENGINEERING INC	\$30,975	\$30,975	\$28,164	\$0	90.92%
	\$32,816	\$32,815	\$30,004	\$1,840	91.43%
4.05 DSA Review Fees					
UNCOMMITTED	\$51,922	\$0	\$0	\$0	
DIVISION OF STATE ARCHITECT	\$289,250	\$289,250	\$289,250	\$0	100.00%
	\$341,172	\$289,250	\$289,250	\$0	84.78%
4.06 Postage, Printing & Advertising					
UNCOMMITTED	\$0	\$0	\$0	\$0	
AMERICAN REPROGRAPHICS CO LLC	\$12,670	\$12,670	\$12,670	\$0	100.00%
SOUTHERN CALIFORNIA NEWS GROUP	\$1,768	\$1,768	\$1,768	\$0	100.00%
	\$14,438	\$14,438	\$14,438	\$0	100.00%
4.07 DSA Inspection (IOR)					
UNCOMMITTED	\$0	\$0	\$0	\$0	
BPI INSPECTION SERVICE	\$329,229	\$329,229	\$326,815	\$15,960	99.27%
	\$329,229	\$329,229	\$326,815	\$15,960	99.27%
4.08 DSA Construction Phase Testing (LOR)					
UNCOMMITTED	\$0	\$0	\$0	\$0	
NINYO & MOORE	\$568,109	\$568,109	\$568,109	\$0	100.00%



Measure S Bond Program
Financial Report for November 2022
Budget vs Actuals by School and Budget Category with Vendor Detail

QSS Data thru 12/31/2022

	Budget	Contracted to Date	Expended to Date	Quarterly Expense Oct '22 - Dec '22	% Expended
4.09 Relocation	\$568,109	\$568,109	\$568,109	\$0	100.00%
UNCOMMITTED	\$0	\$0	\$0	\$0	
BELTMANN GROUP, INC	\$4,748	\$4,748	\$4,748	\$0	100.00%
ULINE INC	\$1,365	\$1,365	\$1,365	\$0	100.00%
	\$6,113	\$6,113	\$6,113	\$0	100.00%
4.11 Preliminary Testing (Hazmat, Topo, Geo, etc)					
UNCOMMITTED	\$0	\$0	\$0	\$0	
CALIFORNIA GEOLOGICAL SURVEY (Geology and Seismology Review)	\$3,600	\$3,600	\$3,600	\$0	100.00%
ENVIRONMENTAL NETWORK CORPORATION	\$19,085	\$19,085	\$19,085	\$0	100.00%
LEIGHTON CONSULTING INC (Geotechnical Engineering)	\$16,549	\$16,549	\$16,549	\$0	100.00%
PSOMAS	\$21,034	\$21,034	\$21,034	\$0	100.00%
RMA GROUP (dba SITESCAN)	\$44,890	\$44,890	\$44,890	\$0	100.00%
SPECTRUM FIRE PROTECTION (Fire Hydrant Flow Test)	\$1,000	\$1,000	\$1,000	\$0	100.00%
	\$106,158	\$106,158	\$106,158	\$0	100.00%
4.12 Utility Connection Fees (Local Permits)					
UNCOMMITTED	\$0	\$0	\$0	\$0	
SOUTHERN CALIFORNIA EDISON	\$400	\$400	\$400	\$0	100.00%
STATE WATER RESOURCES CONTROL BOARD (SWRCB)	\$2,299	\$2,299	\$2,299	\$0	100.00%
	\$2,699	\$2,699	\$2,699	\$0	100.00%
4.13 FF&E (Laboratory Tables and Chairs, other)					
UNCOMMITTED	\$4,525	\$0	\$0	\$0	
AMS.NET	\$3,754	\$3,754	\$3,754	\$0	100.00%
CDW GOVERNMENT INC	\$60,305	\$60,305	\$60,305	\$0	100.00%
CULVER-NEWLIN INC	\$12,359	\$12,359	\$12,359	\$0	100.00%
FISHER SCIENCE EDUCATION	\$6,574	\$6,574	\$6,574	\$0	100.00%
FLINN SCIENTIFIC INC	\$4,162	\$4,162	\$4,162	\$0	100.00%
GORM	\$10,205	\$10,205	\$10,205	\$0	100.00%
HILLYARD INC	\$9,910	\$9,910	\$9,910	\$0	100.00%
INTER-PACIFIC INC	\$7,325	\$7,325	\$7,325	\$0	100.00%
PERFORMANCE HEALTH SUPPLY (DBA MEDCO)	\$2,065	\$2,065	\$2,065	\$0	100.00%
SIERRA SCHOOL EQUIPMENT COMPANY	\$506,325	\$506,325	\$502,500	\$0	99.24%
TIME & ALARM SYSTEMS	\$13,512	\$13,512	\$6,896	\$0	51.03%
TURTLE STORAGE dba AMERICAN BICYCLE CO	\$6,871	\$6,871	\$6,871	\$0	100.00%
VWR INTERNATIONAL LLC	\$47,922	\$47,922	\$47,922	\$0	100.00%
	\$695,813	\$691,288	\$680,847	\$0	97.85%
4.15 Miscellaneous Fees					
UNCOMMITTED	\$5,198	\$0	\$0	\$0	
OUSD COST OF INTEREST DISTRIBUTION	\$51,035	\$51,035	\$51,035	\$26	100.00%
	\$56,233	\$51,035	\$51,035	\$26	90.76%



Measure S Bond Program
Financial Report for November 2022
Budget vs Actuals by School and Budget Category with Vendor Detail

QSS Data thru 12/31/2022

	Budget	Contracted to Date	Expended to Date	Quarterly Expense Oct '22 - Dec '22	% Expended
Total 394-9520 Villa Park HS Science Center (DSA 04-117022)	\$29,666,628	\$29,198,884	\$28,031,476	\$112,198	94.49%
394-9520 Villa Park HS Interim Housing (DSA 04-116788)					
1. Design Cost					
1.01 Architect					
UNCOMMITTED	\$0	\$0	\$0	\$0	
LPA INC	\$70,000	\$70,000	\$70,000	\$0	100.00%
	\$70,000	\$70,000	\$70,000	\$0	100.00%
2. Construction Cost					
2.01 Construction					
UNCOMMITTED	\$0	\$0	\$0	\$0	
ANGELES CONTRACTOR, INC	\$1,074,556	\$1,074,556	\$1,074,556	\$0	100.00%
	\$1,074,556	\$1,074,556	\$1,074,556	\$0	100.00%
2.02 OFCI and Other Construction					
UNCOMMITTED	\$0	\$0	\$0	\$0	
ACCO ENGINEERED SYSTEMS INC	\$36,527	\$36,527	\$36,527	\$0	100.00%
	\$36,527	\$36,527	\$36,527	\$0	100.00%
4. Construction Support Costs					
4.01 Rental					
UNCOMMITTED	\$0	\$0	\$0	\$0	
ELITE MODULAR LEASING & SALES INC	\$690,571	\$690,571	\$622,971	\$0	90.21%
	\$690,571	\$690,571	\$622,971	\$0	90.21%
4.05 DSA Review Fees					
UNCOMMITTED	\$0	\$0	\$0	\$0	
DIVISION OF STATE ARCHITECT	\$24,163	\$24,163	\$24,163	\$0	100.00%
	\$24,163	\$24,163	\$24,163	\$0	100.00%
4.07 DSA Inspection (IOR)					
UNCOMMITTED	\$0	\$0	\$0	\$0	
BPI INSPECTION SERVICE	\$43,265	\$43,265	\$43,265	\$0	100.00%
	\$43,265	\$43,265	\$43,265	\$0	100.00%
4.08 DSA Construction Phase Testing (LOR)					
UNCOMMITTED	\$0	\$0	\$0	\$0	
NINYO & MOORE	\$41,908	\$41,908	\$41,908	\$0	100.00%
	\$41,908	\$41,908	\$41,908	\$0	100.00%
4.09 Relocation					
UNCOMMITTED	\$0	\$0	\$0	\$0	
BELTMANN GROUP, INC	\$4,640	\$4,640	\$4,640	\$0	100.00%



Measure S Bond Program
Financial Report for November 2022
Budget vs Actuals by School and Budget Category with Vendor Detail

QSS Data thru 12/31/2022

	Budget	Contracted to Date	Expended to Date	Quarterly Expense Oct '22 - Dec '22	% Expended
	\$4,640	\$4,640	\$4,640	\$0	100.00%
Total 394-9520 Villa Park HS Interim Housing (DSA 04-116788)	\$1,985,629	\$1,985,629	\$1,918,029	\$0	96.60%
394-9520 Villa Park HS Parking and Drop Off (DSA 04-118521)					
1. Design Cost					
1.01 Architect					
UNCOMMITTED	\$0	\$0	\$0	\$0	
LPA INC	\$107,305	\$107,305	\$59,506	\$0	55.45%
	\$107,305	\$107,305	\$59,506	\$0	55.45%
2. Construction Cost					
2.01 Construction					
UNCOMMITTED	\$0	\$0	\$0	\$0	
ANGELES CONTRACTOR, INC	\$2,700,000	\$2,700,000	\$2,594,435	\$0	96.09%
	\$2,700,000	\$2,700,000	\$2,594,435	\$0	96.09%
2.02 OFCI and Other Construction					
UNCOMMITTED	\$0	\$0	\$0	\$0	
WW GRAINGER INC	\$1,536	\$1,536	\$1,536	\$0	100.00%
	\$1,536	\$1,536	\$1,536	\$0	100.00%
4. Construction Support Costs					
4.05 DSA Review Fees					
UNCOMMITTED	\$0	\$0	\$0	\$0	
DIVISION OF STATE ARCHITECT	\$38,262	\$38,262	\$38,262	\$0	100.00%
	\$38,262	\$38,262	\$38,262	\$0	100.00%
4.06 Postage, Printing & Advertising					
UNCOMMITTED	\$0	\$0	\$0	\$0	
AMERICAN REPROGRAPHICS CO LLC	\$476	\$476	\$476	\$0	100.00%
	\$476	\$476	\$476	\$0	100.00%
4.07 DSA Inspection (IOR)					
UNCOMMITTED	\$0	\$0	\$0	\$0	
BPI INSPECTION SERVICE	\$44,690	\$44,690	\$40,074	\$0	89.67%
	\$44,690	\$44,690	\$40,074	\$0	89.67%
4.08 DSA Construction Phase Testing (LOR)					
UNCOMMITTED	\$0	\$0	\$0	\$0	
NINYO & MOORE	\$75,273	\$75,273	\$75,273	\$0	100.00%
	\$75,273	\$75,273	\$75,273	\$0	100.00%
Total 394-9520 Villa Park HS Parking and Drop Off (DSA 04-118521)	\$2,967,542	\$2,967,542	\$2,809,562	\$0	94.68%



Measure S Bond Program
Financial Report for November 2022
Budget vs Actuals by School and Budget Category with Vendor Detail

QSS Data thru 12/31/2022

	Budget	Contracted to Date	Expended to Date	Quarterly Expense Oct '22 - Dec '22	% Expended
394-9520 Villa Park HS Phase II (DSA 04-119694)					
1. Design Cost					
1.01 Architect					
UNCOMMITTED	\$243,101	\$0	\$0	\$0	
LPA INC	\$1,898,600	\$1,898,600	\$1,301,047	\$12,280	68.53%
	\$2,141,701	\$1,898,600	\$1,301,047	\$12,280	60.75%
2. Construction Cost					
2.01 Construction					
UNCOMMITTED	\$0	\$0	\$0	\$0	
PINNER CONSTRUCTION	\$26,659,000	\$26,659,000	\$0	\$0	0.00%
	\$26,659,000	\$26,659,000	\$0	\$0	0.00%
2.02 OFCI and Other Construction					
UNCOMMITTED	\$368,198	\$0	\$0	\$0	
DAHLBERG, KENT & AMY dba NEW DIMENSION	\$6,302	\$6,302	\$0	\$0	0.00%
	\$374,500	\$6,302	\$0	\$0	0.00%
3. Program and Construction Management					
3.01 Program Management Fees					
	\$297,421	\$297,421	\$0	\$0	0.00%
UNCOMMITTED	\$134,450	\$0	\$0	\$0	
CUMMING CONSTRUCTION MGMT INC	\$429,619	\$429,619	\$208,331	\$76,134	48.49%
	\$861,490	\$727,040	\$208,331	\$76,134	24.18%
3.02 Construction Management Fees					
UNCOMMITTED	\$453,714	\$0	\$0	\$0	
CORDOBA CORPORATION	\$564,363	\$564,363	\$158,964	\$26,048	28.17%
	\$1,018,076	\$564,363	\$158,964	\$26,048	15.61%
4. Construction Support Costs					
4.01 Rental					
UNCOMMITTED	\$67,634	\$0	\$0	\$0	
ELITE MODULAR LEASING & SALES INC	\$246,489	\$246,489	\$0	\$0	0.00%
WARE DISPOSAL	\$2,877	\$2,877	\$0	\$0	0.00%
	\$317,000	\$249,366	\$0	\$0	0.00%
4.02 Title, Environmental, Stormwater Management					
UNCOMMITTED	\$12,203	\$0	\$0	\$0	
ENVIRONMENTAL AUDIT INC	\$36,880	\$36,880	\$4,766	\$0	12.92%
	\$49,083	\$36,880	\$4,766	\$0	9.71%
4.03 Commissioning					



Measure S Bond Program
Financial Report for November 2022
Budget vs Actuals by School and Budget Category with Vendor Detail

QSS Data thru 12/31/2022

	Budget	Contracted to Date	Expended to Date	Quarterly Expense Oct '22 - Dec '22	% Expended
UNCOMMITTED	\$5,271	\$0	\$0	\$0	
P2S ENGINEERING INC	\$32,729	\$32,729	\$7,700	\$0	23.53%
	\$38,000	\$32,729	\$7,700	\$0	20.26%
4.05 DSA Review Fees					
UNCOMMITTED	\$61,250	\$0	\$0	\$0	
DIVISION OF STATE ARCHITECT	\$188,750	\$188,750	\$188,750	\$0	100.00%
	\$250,000	\$188,750	\$188,750	\$0	75.50%
4.06 Postage, Printing & Advertising					
UNCOMMITTED	\$5,000	\$0	\$0	\$0	
AMERICAN REPROGRAPHICS CO LLC	\$12,000	\$12,000	\$4,482	\$2,331	37.35%
SOUTHERN CALIFORNIA NEWS GROUP	\$3,500	\$3,500	\$2,918	\$2,918	83.38%
ULINE INC	\$0	\$0	\$0	\$0	
	\$20,500	\$15,500	\$7,401	\$5,250	36.10%
4.07 DSA Inspection (IOR)					
UNCOMMITTED	\$28,760	\$0	\$0	\$0	
BPI INSPECTION SERVICE	\$471,240	\$471,240	\$0	\$0	0.00%
	\$500,000	\$471,240	\$0	\$0	0.00%
4.08 DSA Construction Phase Testing (LOR)					
UNCOMMITTED	\$73,780	\$0	\$0	\$0	
AMERICAN ENGINEERING LABORATORIES INC	\$426,220	\$426,220	\$0	\$0	0.00%
	\$500,000	\$426,220	\$0	\$0	0.00%
4.09 Relocation					
UNCOMMITTED	\$8,750	\$0	\$0	\$0	
CLEAN EARTH ENVIRONMENTAL	\$20,000	\$20,000	\$0	\$0	0.00%
ULINE INC	\$1,250	\$1,250	\$0	\$0	0.00%
	\$30,000	\$21,250	\$0	\$0	0.00%
4.11 Preliminary Testing (Hazmat, Topo, Geo, etc)					
UNCOMMITTED	\$17,367	\$0	\$0	\$0	
ENVIRONMENTAL NETWORK CORPORATION	\$22,860	\$22,860	\$4,640	\$0	20.30%
NINYO & MOORE	\$53,223	\$53,223	\$53,223	\$0	100.00%
PSOMAS	\$26,550	\$26,550	\$26,550	\$0	100.00%
	\$120,000	\$102,633	\$84,413	\$0	70.34%
4.12 Utility Connection Fees (Local Permits)					
UNCOMMITTED	\$32,100	\$0	\$0	\$0	
	\$32,100	\$0	\$0	\$0	0.00%
4.13 FF&E (Laboratory Tables and Chairs, other)					
UNCOMMITTED	\$600,000	\$0	\$0	\$0	
	\$600,000	\$0	\$0	\$0	0.00%
4.15 Miscellaneous Fees					
UNCOMMITTED	\$94,381	\$0	\$0	\$0	



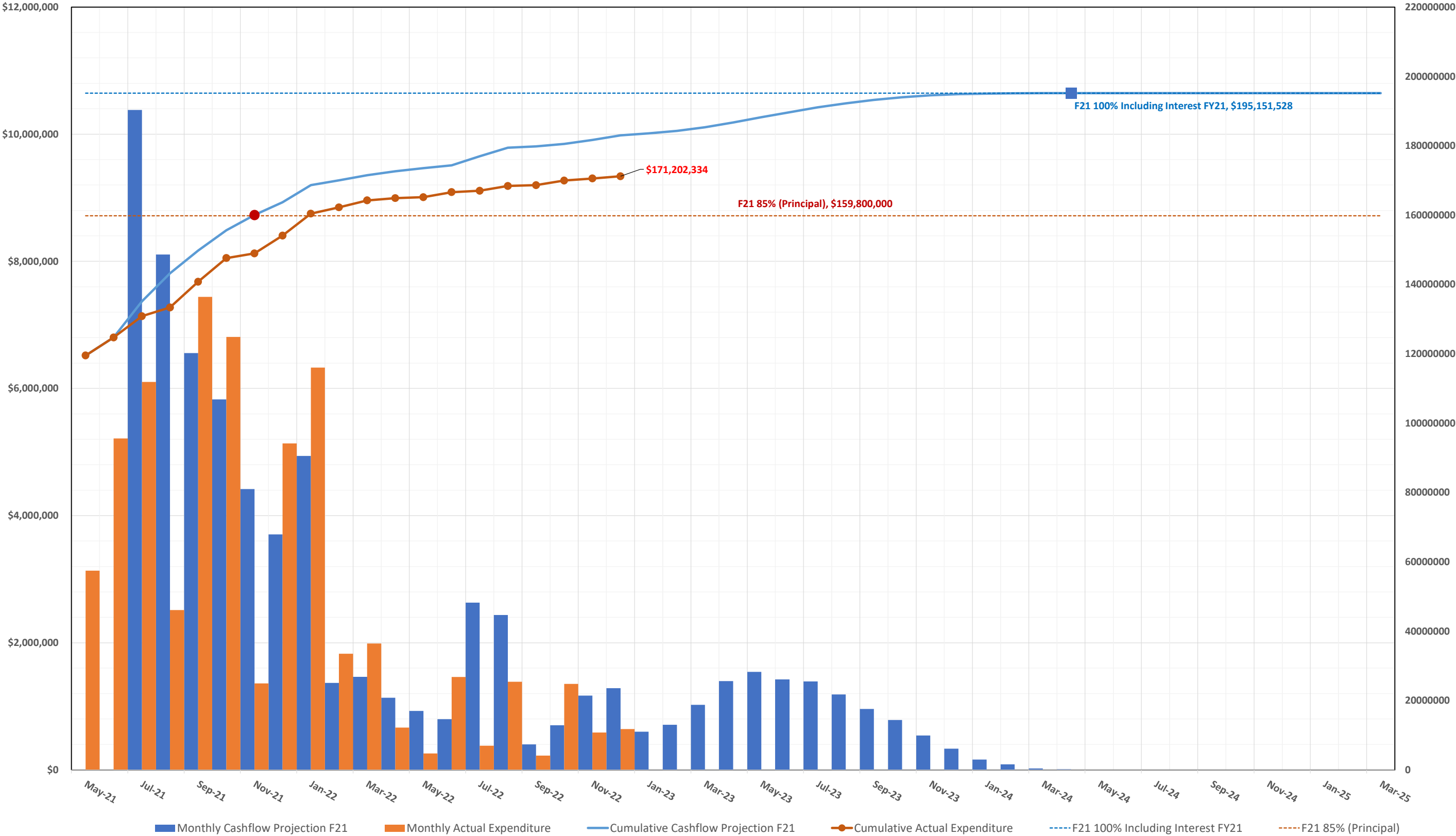
Measure S Bond Program
Financial Report for November 2022
Budget vs Actuals by School and Budget Category with Vendor Detail

QSS Data thru 12/31/2022

	Budget	Contracted to Date	Expended to Date	Quarterly Expense Oct '22 - Dec '22	% Expended
OUSD COST OF INTEREST DISTRIBUTION	\$619	\$619	\$619	\$0	100.00%
	\$95,000	\$619	\$619	\$0	0.65%
5. Contingency					
5.01 Construction Contingency					
UNCOMMITTED	\$2,665,900	\$0	\$0	\$0	
	\$2,665,900	\$0	\$0	\$0	0.00%
5.02 Project Contingency					
UNCOMMITTED	\$1,179,930	\$0	\$0	\$0	
	\$1,179,930	\$0	\$0	\$0	0.00%
Total 394-9520 Villa Park HS Phase II (DSA 04-119694)	\$37,452,281	\$31,400,492	\$1,961,991	\$119,712	5.24%
Villa Park High School	\$72,135,029	\$65,615,497	\$34,784,007	\$231,910	48.22%

3.2 Cash Flow Projections

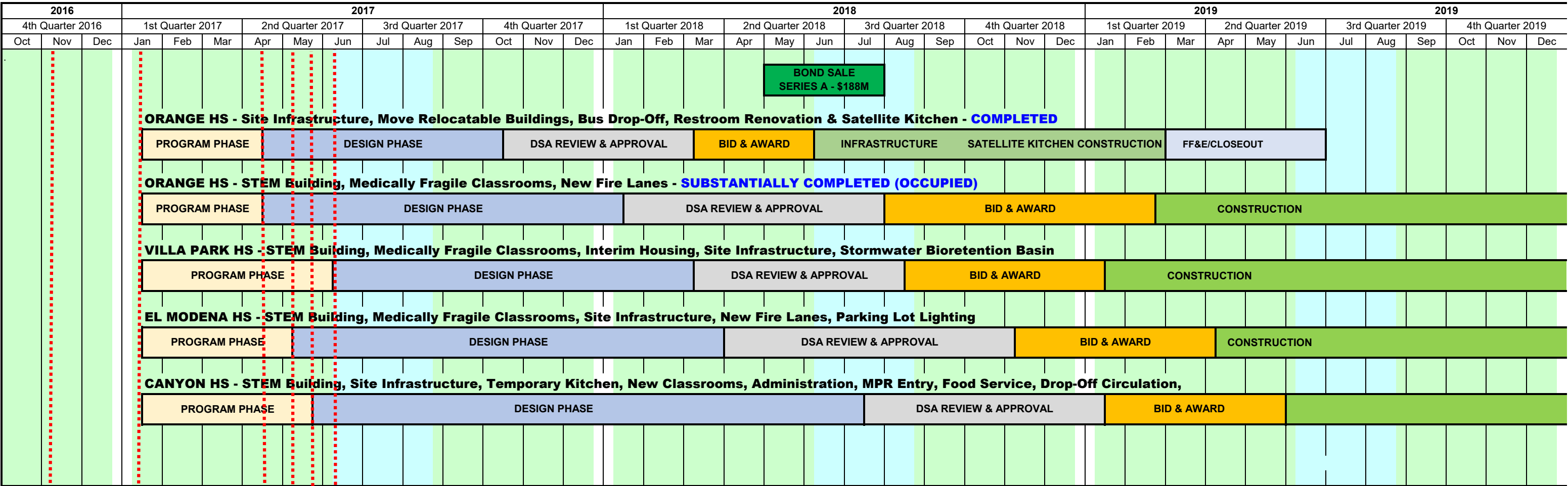
MEASURE S BOND PROGRAM -
Series A 2018 CASH FLOW PROJECTION (Phase I and II) Actual Costs thru December
31, 2022, NOT INCLUDING ACCRUALS PENDING PAYMENT Fund 21 Planned Costs
Projected as of June 30, 2021



4.0 PROGRAM SUMMARY SCHEDULE



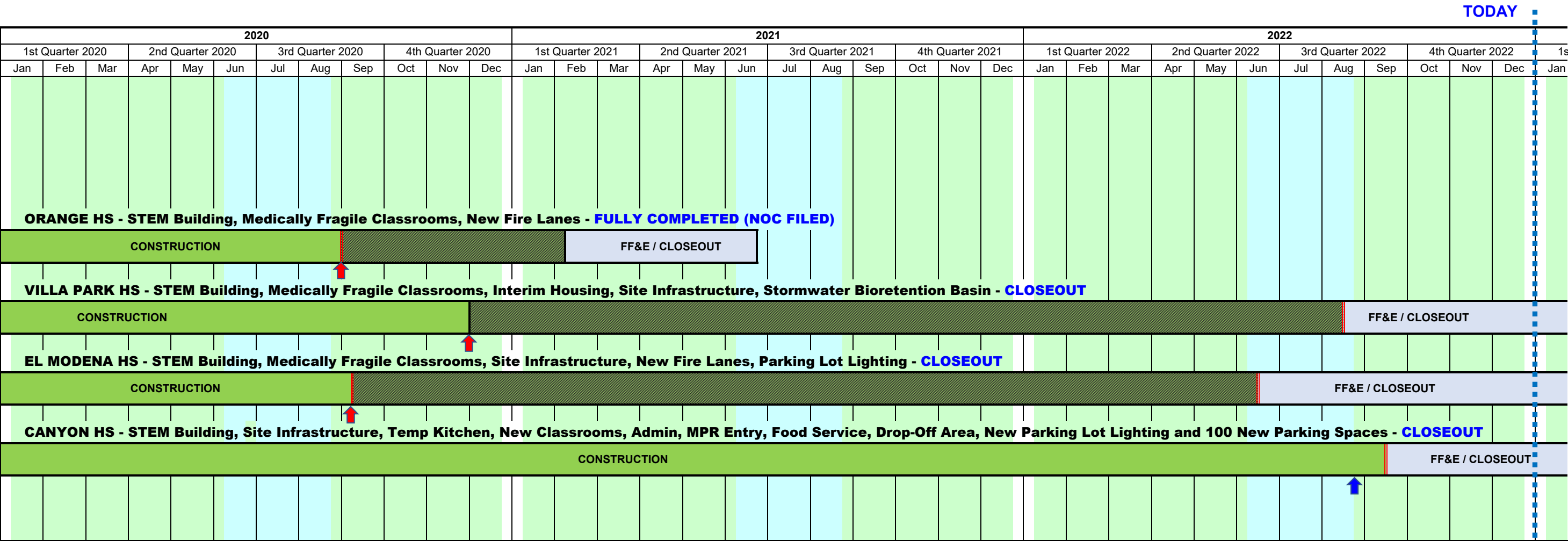
MEASURE S BOND PROGRAM - PHASE I: SCHEDULE SUMMARY



- Villa Park HS Schematic Design & Budget Board Approved 6/8/17
- Canyon HS Schematic Design & Budget Board Approved 5/25/17
- El Modena HS Schematic Design & Budget Board Approved 5/11/17
- Orange HS Schematic Design & Budget Board Approved 4/13/17
- Program Manager Starts Work 1/17/17
- Bond Measure S Passes by 62% on 11/8/16



MEASURE S BOND PROGRAM - PHASE I: SCHEDULE SUMMARY



— SUMMER BREAK

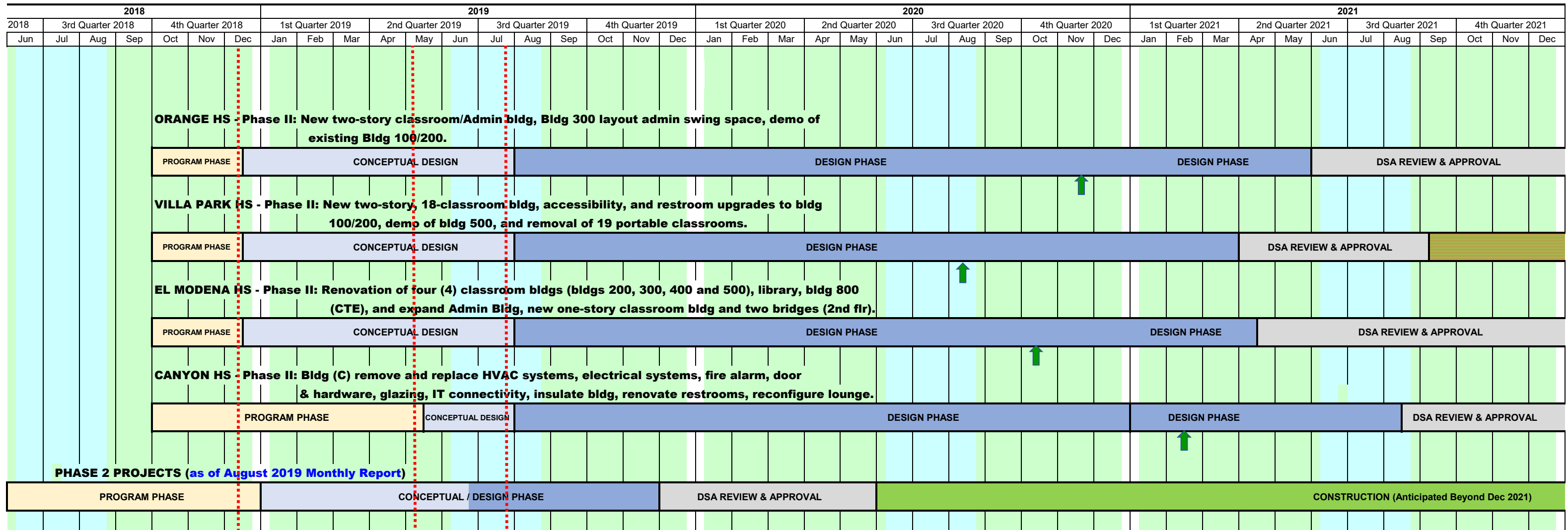
— STEM Building Substantial Completion (Scheduled)

— There is a date under legal negotiation (see monthly report) that may extend this substantial completion date (*the dashed section is the extension under review*).

— There has been a Substantial Completion date change; if approved by the Board of Education (*see under specific project for the Change Order # referenced*).



MEASURE S BOND PROGRAM - PHASE II: SCHEDULE SUMMARY



SUMMER BREAK

Conceptual Design Board Approved 12/13/18

Orange HS
El Modena HS
Villa Park HS

Conceptual Design Board Approved 5/9/19 for Canyon HS

Phase II Design & Budget Board Approved 7/25/19

Orange HS
El Modena HS
Villa Park HS
Canyon HS

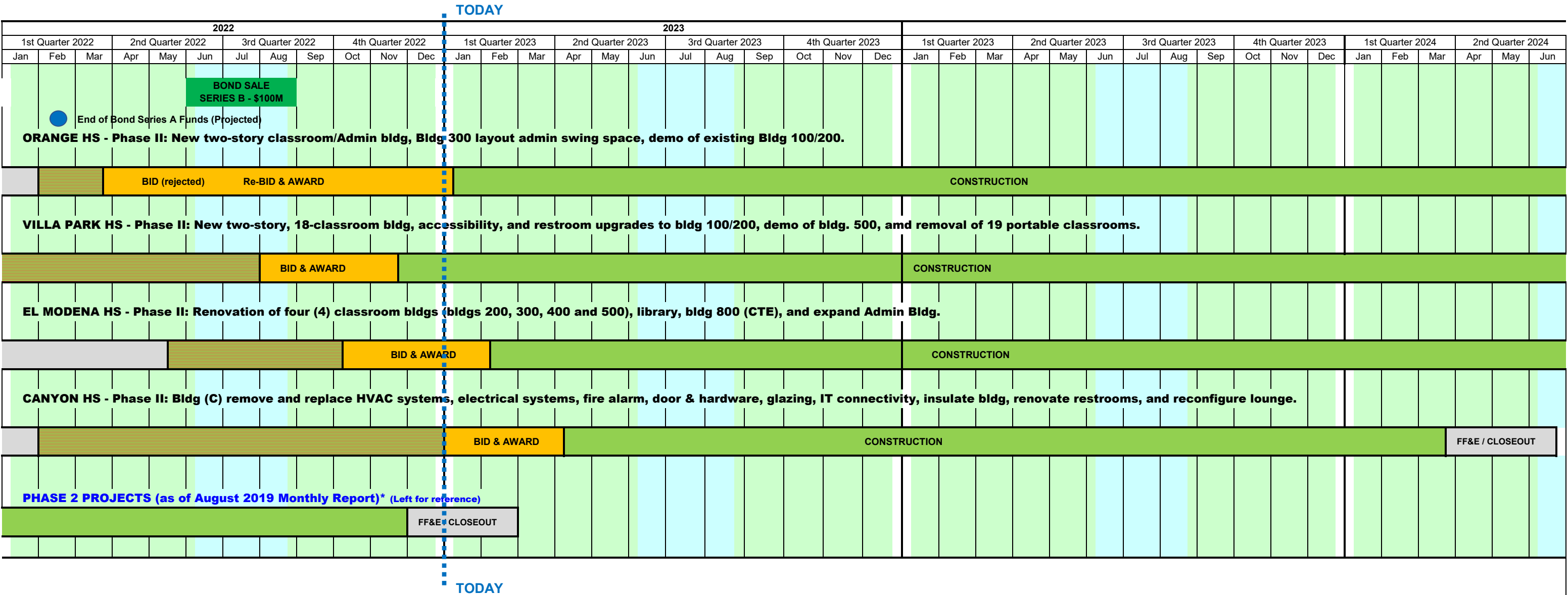


Phase II Design Document & Construction Estimate Board Approval (Completed)

Orange HS - November 19, 2020 Board Meeting
El Modena HS - October 15, 2020 Board Meeting
Villa Park HS - August 13, 2020 Board Meeting
Canyon HS - February 11, 2021 Board Meeting



MEASURE S BOND PROGRAM - PHASE II: SCHEDULE SUMMARY



- SUMMER BREAK
- EXTENDED CONSTRUCTION START (for Phase II Bond Award)

Board of Education

Rick Ledesma, President
John Ortega, Vice-President
Angie Schlueter-Rumsey, Clerk
Andrea Yamasaki
Kris Erickson
Ana Page
Madison Klovstad Miner

Gunn Marie Hansen, Ph.D., Board Secretary

Superintendent

David A. Rivera

**Deputy Superintendent
Business Services**

Scott Harvey

**Senior Executive Director
Administrative Services**



Facilities & Planning Department
Measure S Bond Program
726 W. Collins Avenue
Orange, CA 92867
T: (714) 628-4500