

A person is holding a lit sparkler, with bright sparks emanating from the tip. The person is wearing a grey, textured sweater. The background is a dark, solid color. The word "Welcome" is overlaid in a large, white, sans-serif font.

**Welcome**

# Digital Portfolios

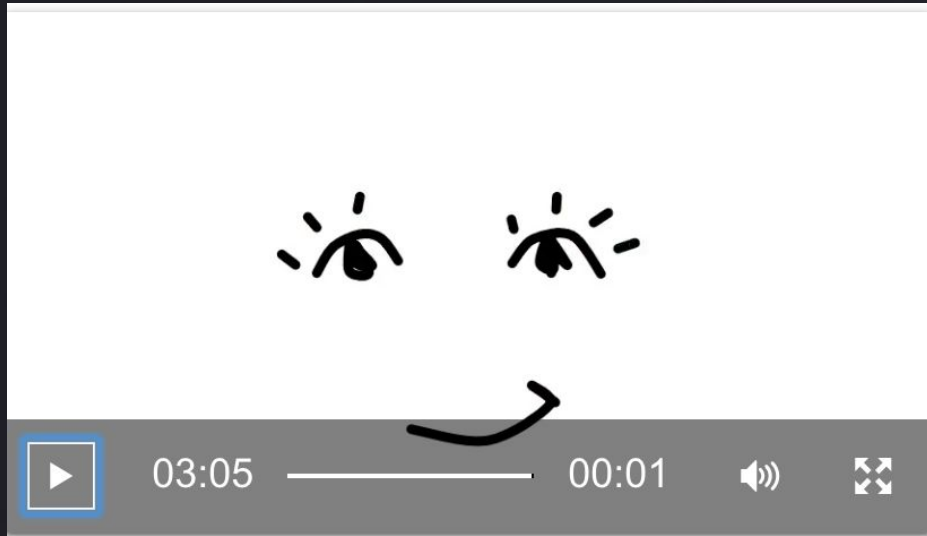


GATE Community Advisory Committee  
November 2016

A person with long dark hair, wearing a grey knit sweater, holds a lit sparkler in their right hand. The sparkler is bright and glowing, with sparks flying out. The background is a dark, solid color.

**What**

“



What is a Digital Portfolio?



**“A portfolio is a purposeful collection of student work demonstrating the student’s achievement or growth as characterized by a strong vision of content.” -Todd Bergman, educator & consultant**



**“A portfolio is a purposeful  
collection of student work that  
exhibits the student’s efforts,  
progress, and achievements...”**

**-Helen Barrett, assistant professor and  
ed tech coordinator; University of Alaska**



A person with long dark hair, wearing a grey knit sweater, holds a lit sparkler in their right hand. The sparkler is bright and glowing, with sparks flying out. The background is a dark, solid color.

**Why**

**Students can share their learning with a wider audience.**

**Provides an ongoing platform for parents to connect with child's education.**

**To create a sense of ownership over one's accomplishments.**

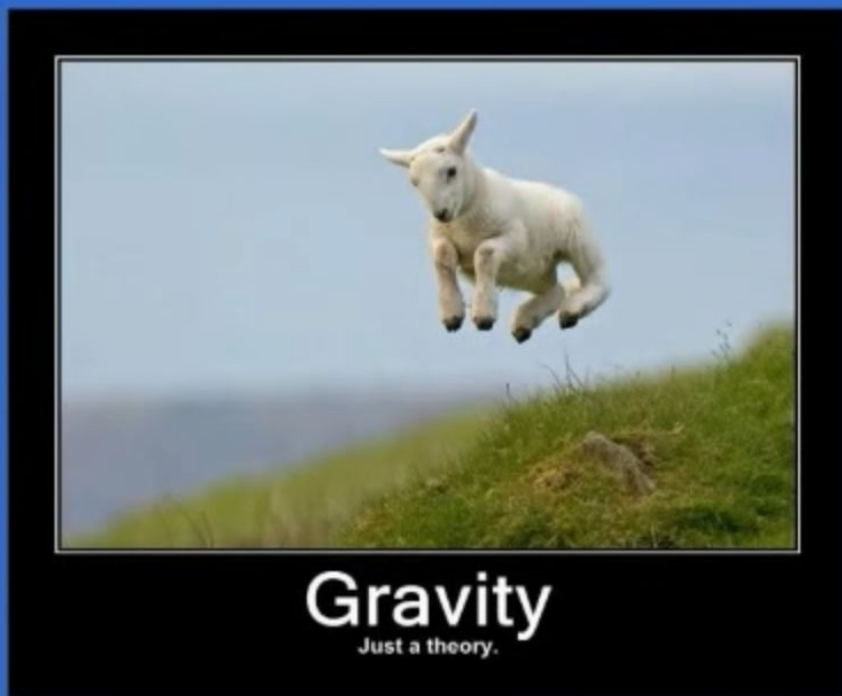
**Capture and store modes of learning not possible with non-digital formats**

**Portfolios help students find their passion and purpose through reflection and goal setting.**


**Why Create a Digital Portfolio?**



I got really interested in  
gravity.



So I did some  
research and experiments



Which eventually led  
me to build and launch  
a rocket



With all my new questions  
on space and the universe  
the sky is the limit!





A person with long dark hair, wearing a grey knit sweater, holds a lit sparkler in their right hand. The sparkler is bright and glowing, with sparks flying out. The background is a solid dark blue. The word "How" is written in white, bold, sans-serif font across the middle of the image, partially overlapping the person's hand and the sparkler.

**How**



# Seesaw for Schools

# Google Sites




## Exploring Platforms

# Three Layers of Use

1. Documentation  
& Storage

2. Workspace  
& Reflection

3. Presentation  
& Showcase



# Process & Product

## Portfolio as Workplace

- Goal Setting
- Documenting
- Collaborating
  - Selecting
  - Reflecting

## Portfolio as Showcase

- Presentation
- Learning Story
- Career Interests
  - Resume



# Digital Portfolios

The background of the slide features a serene landscape of layered mountain ranges. The sky is a soft gradient of orange and pink, suggesting a sunset or sunrise. The mountains in the foreground are dark blue, while the layers in the distance become progressively lighter, creating a sense of depth and atmosphere.

Elementary

The background of the slide is a photograph of a wooden pier or boardwalk. The wooden planks run from the bottom of the frame towards the horizon. In the middle distance, a large, dark, mossy rock sits on the pier. The sky above is a uniform, overcast grey.

# Seesaw

## Student-Driven Digital Portfolios

The tool that will help us follow our learners along their Digital Portfolio path.



Photo



Video



Drawing

# What can you do with Seesaw?



Camera Roll



Note



Link



When I grow up I want to be a Fashion Designer. I like to go to Michaels and get some craft stuff. I have a dog that is named Agnes.

[Redacted]

📁 Misc. Work

❤️ [Redacted]

❤️ Like    💬 Comment    💬    🎓    📁

Sep 16, 2016

⋮





Hi my name is  I love art and [music](#). My favorite foods are pasta and pizza.

▶ 0:00 / 0:16



Sep 16, 2016



Like



Comment



Back

Redo Problem Set

Score: 92%   Correct: 92   Wrong: 8

9

+

10

✓

19

100 of 100   Score: 92/100   09:24

1

2

3

4

5

6

7

8

9

-

del

0

→

SCHEDULE A FREE CONSULTATION TODAY!

100%

I need to practice more.

Seen by: Briana Titera

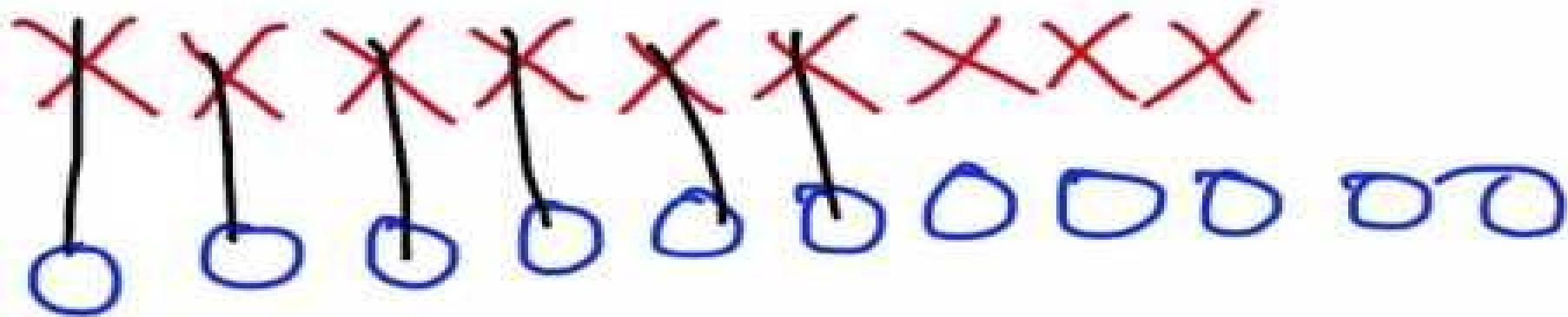
 **Math**

 **Pam Kouri** You did well with accuracy, you just need to work on your speed :)

 Like    Comment         

Sep 19, 2016





$$9 < 11$$

$$11 > 9$$

# Digital Portfolios

## IN THE ELEMENTARY CLASSROOM

### GOAL SETTING

- **Reflect on present**
  - Academic performance
  - Assessment results
  - Classroom learning and projects
  - Includes all subject areas (science, technology, art, math, etc.)
- **Reflect on areas of interest**
  - School, home, & community
- **Once the goal is set ...**
  - How will I achieve this goal?
  - First step
  - How will I know I have achieved this goal?



# Digital Portfolios

## IN THE ELEMENTARY CLASSROOM

### PROGRESS

- Regular intervals to reflect on each goal
- What is my progress?
  - Reflect on first step
  - Identify a next step
- Did I meet my goal?
  - Yes
    - How did you do it?
    - What's next?
  - No
    - Why not?
    - What's next?

My Goal is by end of the year is to crochet a big animal🐾. Here is how. First start today.

My Goal is by end of the year is to crochet a big animal🐾. Here is how. First start today. I started to make the body next I will start to make the head .

**Ethan** So far I have made the head and the body and the leg I sewed the parts together yesterday I'm working on the other leg

Ethan's Path -Thank you for sharing, Mrs. Roth.



Where can his path take him next?



# Increase School-Home Communication

Invite your parents virtually into your classroom.



Back

Redo Problem Set

Score: 100%   Correct: 100   Wrong: 0

$$\begin{array}{r}
 7 \\
 + 10 \\
 \hline
 17
 \end{array}$$

100 of 100   Score: 100/100   09:38

1

2

3

4

5

6

7

8

9

-

del

0

➡

Step & Repeat Banner LA

Rush Shipping from Los Angeles. Unbeatable Price, Quality. Perfect for Your Event!  
[longannets.com](http://longannets.com)


I need to work faster ☐☐

Seen by:

**Math**

Nicole

**Nicole**  Try your best. If you keep trying you will get faster



Like

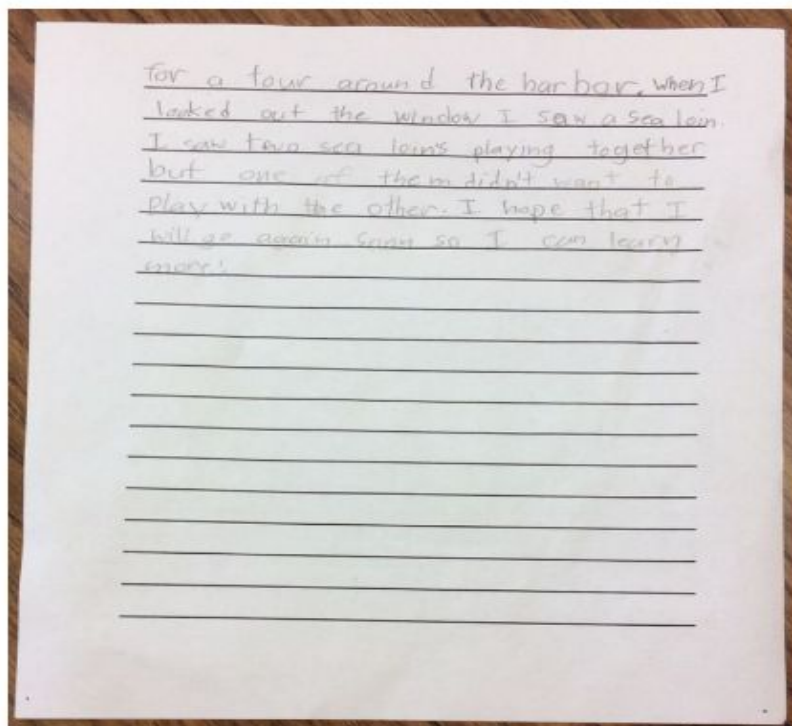


Comment



Sep 20, 2016






Field trip paragraph continued: my strength areas are writing smaller and netter and making more descriptive topic sentences and conclusions sentences!

Seen by: Jeanne


May 12, 2016

 **Goals**

 Jeanne

 **Jeanne**

Good explanation of your field trip and interesting details. I hope we can go to Newport Sea Base for a family field trip this summer!



Your child has nightly reading homework. What should YOU be doing? - Your child has been assigned to read every night for homework. A...


This is one of my favorite professional sites. This article is a GREAT explanation on how you can best support your child during their nightly reading.






Seen by:

Sep 14, 2016

☐ Educational Articles

☐

 ☐ **Michelle** ☐ Thank you for giving parents ideas about how to best support our students in reading and for promoting reading as an opportunity rather than a chore.

 Like  Comment   



# Digital Portfolios



Secondary

# Digital Portfolios

## FOR SECONDARY STUDENTS

### GOAL SETTING

- **Grade 9-12**
  - Academic performance
  - Assessment results
  - Classroom learning and projects
  - Personal goals
- **Include artifacts**
- **Include Reflection**

# Digital Portfolios

## FOR SECONDARY STUDENTS

### LEARNING JOURNEY

- **Grade 9-12 Cross-Curricular**
  - Written Communication
  - Oral Communication
  - Critical Thinking
  - Collaboration
  - Content Literacy
  - Career Preparation
  - Technology Literacy

### CTE/CAREER PATHWAYS SECTION



# First Name's Digital Portfolio

Search this site

[HOME/ABOUT ME](#)

[PERSONAL INTERESTS](#)

[PROFESSIONAL BLOG](#)

[GOAL SETTING](#)

[LEARNING JOURNEY- GRADE 9](#)

[LEARNING JOURNEY- GRADE 10](#)

[LEARNING JOURNEY- GRADE 11](#)

[LEARNING JOURNEY- GRADE 12](#)

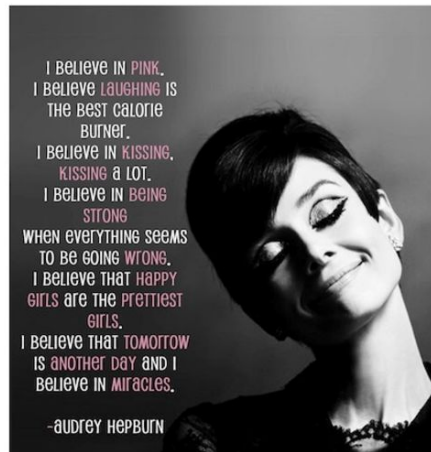
---

## Home/About Me

Home Personal Statement Personal Interest Job and Career Preparation  
College or University Research Housing Plans Goal Setting Reflection


WELCOME!

Welcome to my Digital Portfolio! I hope you enjoy looking through these pages and learning more about me and my ideal future. I put a lot of hard work into writing and creating this digital portfolio.



¡BIENVENIDOS!

¡Bienvenidos a mi portafolio digital! Espero que disfruten mirando a través de estas páginas y aprender más acerca de mí y mi futuro ideal. Puse un montón de esfuerzo en la escritura y la creación de esta portafolio



- Welcome
- My Autobiography
- Personal Interests
- Highlights
- Fifth Grade
- Sixth Grade**
- Seventh Grade
- Eighth Grade

## Sixth Grade

Inside these tabs are some of my favorite projects from 6th grade! They are:

- Time Magazine
- Brochure
- Glogster/Memory Snapshot
- China/India powerpoint
- Genius Hour
- Early Man Project




 Add files

# Time Magazine

## Description:

For the Time Magazine we chose a famous person in ancient Egypt to write about. After we wrote about them we researched and did articles about the specific time period when that person was living there. We also had ads, games, and puzzles. The project was graded on design, layout, information, and completion.

## Reflection:

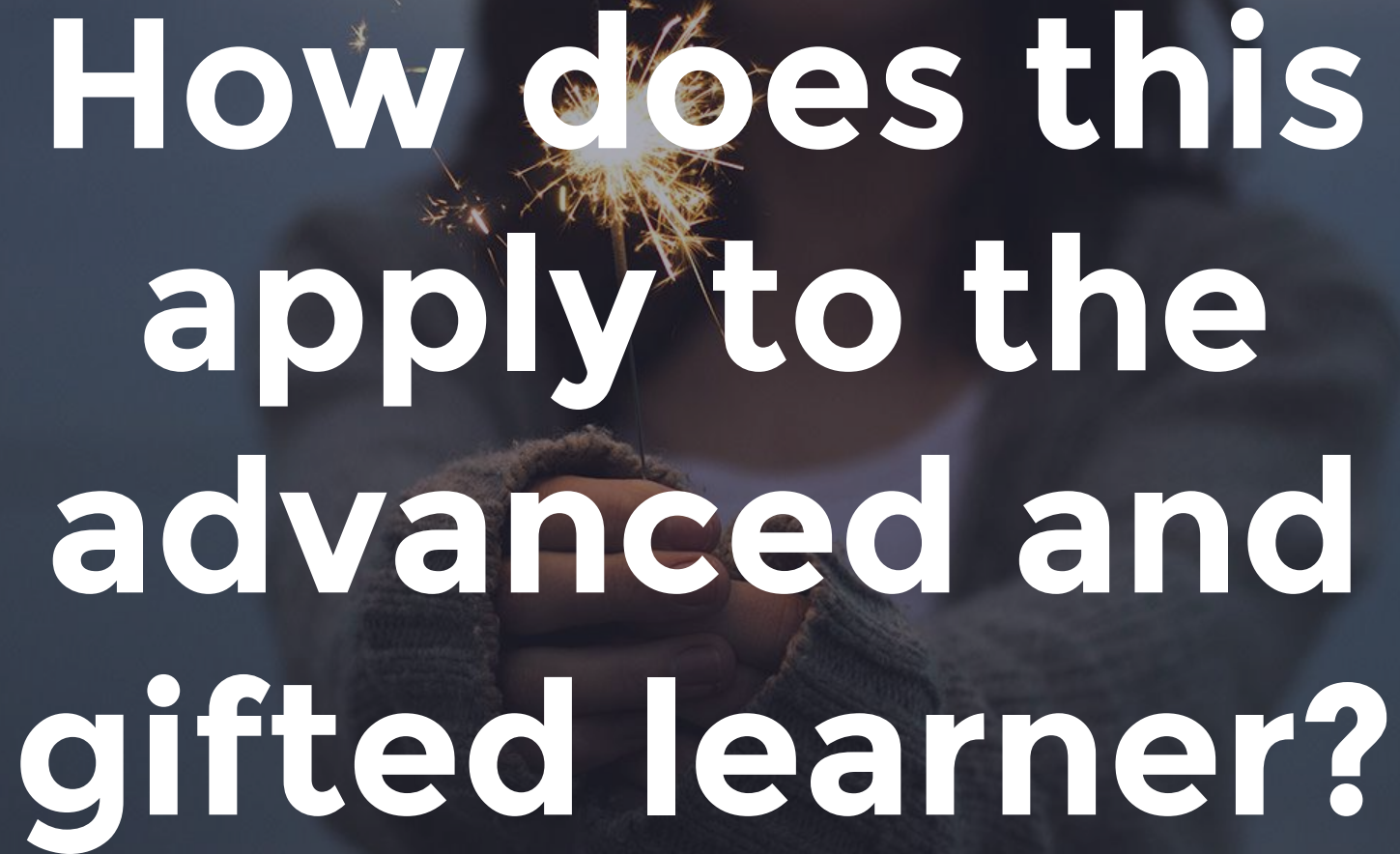


For my sixth grade Time Magazine we were able to do lots of research on any important ancient Egyptian figure and the daily life in Egypt during when that figure was living. I did pharaoh queen Hatshepsut and the time period of about 1464 B.C. I had to write articles in a point of the reporter that is living in that time period. I enjoyed writing in this perspective because I felt more connected with the information so was easier to remember. I also enjoyed how we used columns in our articles so it was more like a magazine. Although I wish we could have more time to write the articles, we had to do an average of 4 a week! I would definitely do the Time Magazine again if I had the choice!

## Proficiencies:

Researching and reporting on events from Ancient Egypt, students will create articles and ads sharing what they have learned about a specific time period. The final published product will be done using magazine layout, incorporating design skills learned throughout the project. Living History Day, an exciting culminating day of celebration, allows students to dress and dramatize on historical figure from Ancient Egypt. Costumes and speeches, feasting and games round out the day!



A person wearing a dark, textured sweater is holding a lit sparkler. The sparkler is bright and glowing, with many small sparks flying out. The background is dark and out of focus.

**How does this  
apply to the  
advanced and  
gifted learner?**



A person is holding a lit sparkler, with bright sparks emanating from the tip. The person's face is blurred in the background. The overall scene is dark, with the light from the sparkler providing the main illumination.

**Working Together to Turn  
the Spark Into a Flame**



# Credits

Special thanks to all the people who made and released these awesome resources for free:

Presentation template by [SlidesCarnival](#)

Photographs by [Unsplash](#)