



California Clean Energy Jobs Act (Prop 39)

1

Energy Expenditure Plan
Orange Unified School District

Background and Overview

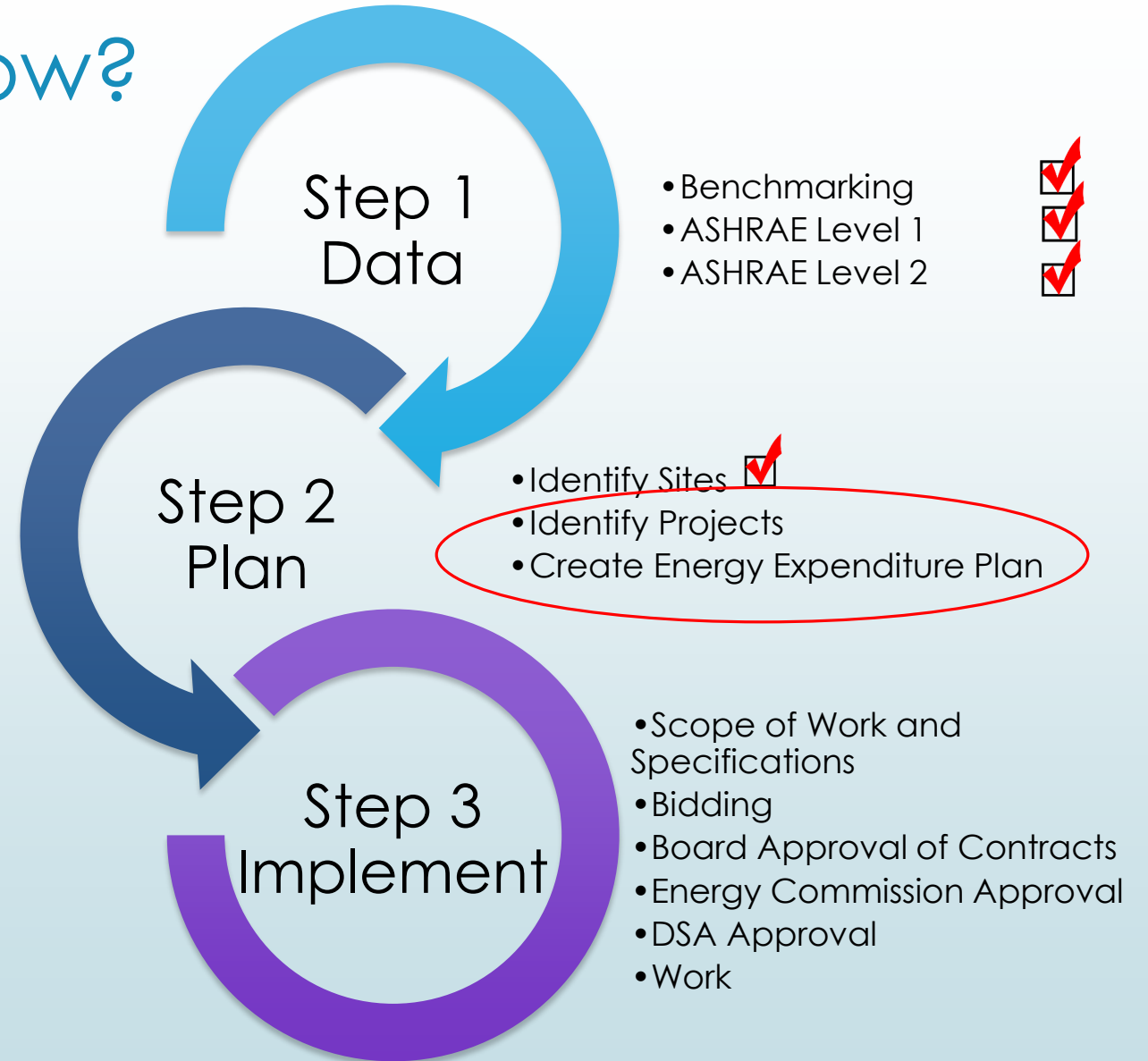
- The California Clean Energy Jobs Act (Proposition 39) changed the corporate income tax code and allocates projected revenue to the General Fund and the **Clean Energy Job Creation Fund** for **five fiscal years**, beginning with fiscal year **2013-14**. Under the initiative, roughly up to **\$550 million** annually is available for appropriation by the Legislature for eligible energy projects such as **energy efficiency upgrades and clean energy generation at schools**.
- The final deadline for applications is **June 30, 2018**



Where are we now?

*Already Done

RFQ for Prop 39 Service Providers
Board Approval of Prop 39 Firms
Benchmarking
Level 2 Audits

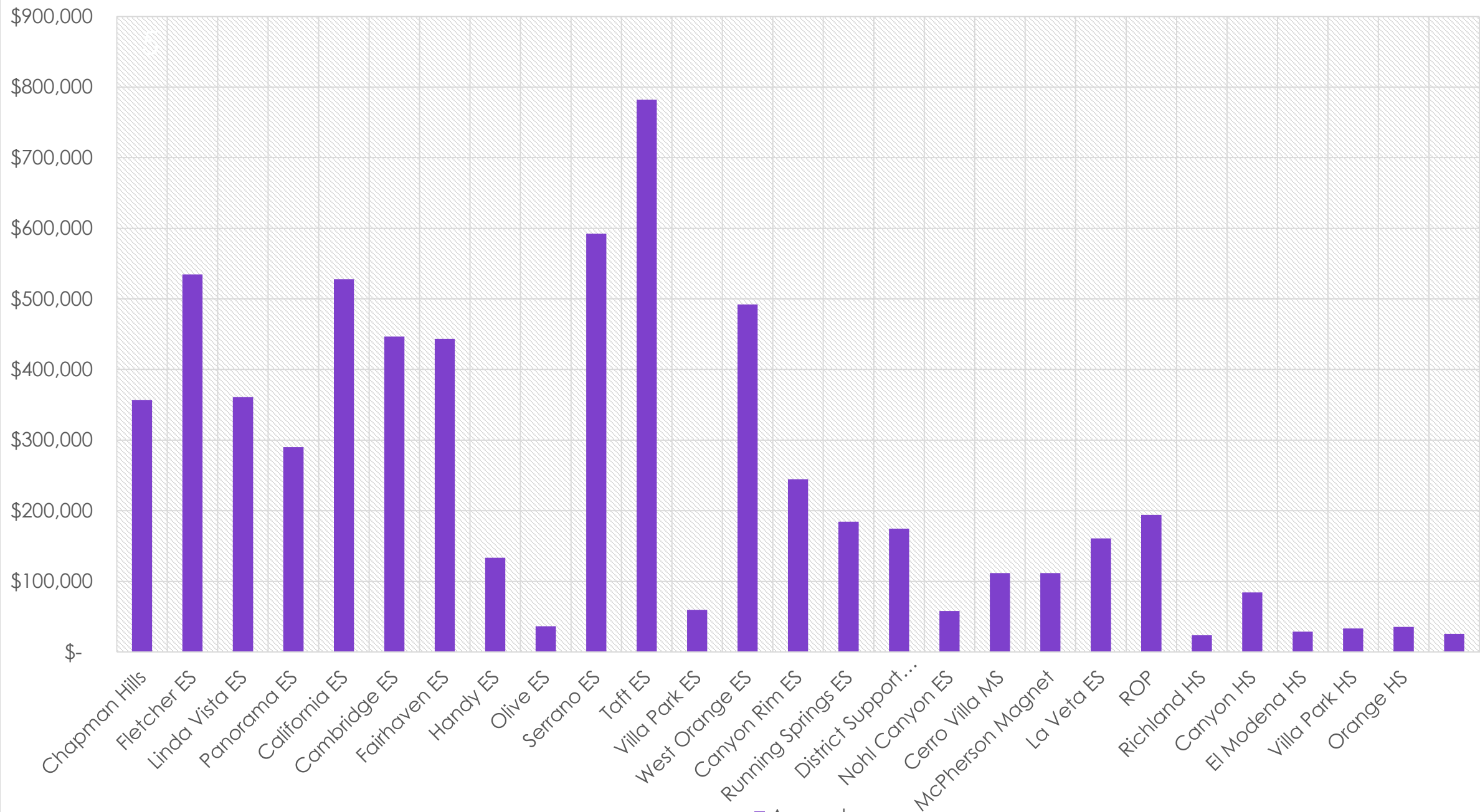


Recommended Energy Measures

- **Climate Control** – HVAC, EMS, Repairs and Replacements
- **Power Consumption** – Plug Loads, Timers, Pumps and Occupancy Sensors
- **Lighting** – LED Lighting, Lighting Controls and Smart Time Clocks



Energy Conservation Measures – Total \$7.2m



Energy Measures by School

6

<u>School</u>	<u>Amount</u>	<u>HVAC</u>	<u>Lighting</u>	<u>Other</u>
Chapman Hills	\$ 356,916	x	x	
Fletcher ES	\$ 534,642	x	x	
Linda Vista ES	\$ 380,971	x	x	x
Panorama ES	\$ 309,931	x	x	x
California ES	\$ 527,994	x	x	
Cambridge ES	\$ 446,760	x	x	
Fairhaven ES	\$ 443,701	x	x	
Handy ES	\$ 133,308		x	x
Olive ES	\$ 36,395		x	
Serrano ES	\$ 592,222	x	x	x
Taft ES	\$ 782,289	x	x	x
Villa Park ES	\$ 59,580		x	x
West Orange ES	\$ 492,157	x	x	x
Canyon Rim ES	\$ 244,537	x	x	
Running Springs ES	\$ 184,660	x	x	
District Support Facilities	\$ 174,738		x	x
Nohl Canyon ES	\$ 58,231	x	x	
Cerro Villa MS	\$ 111,652	x	x	x
McPherson Magnet	\$ 160,735	x	x	x
La Veta ES	\$ 193,996	x	x	
ROP	\$ 23,543	x		
Richland HS	\$ 84,473	x	x	
Canyon HS	\$ 28,835	x		x
El Modena HS	\$ 33,357	x		x
Villa Park HS	\$ 36,568	x		x
Orange HS	\$ 26,703	x		x

Additional Incentives and Rebates

\$ 533,360

Rebates from utility companies such as gas and electric.



Prop 39 Financial Summary

Prop 39 (State) Funding	\$	5,257,593
CFD (District) Funding	\$	1,432,407
Utility Company Rebates	\$	533,360
<u>Total Funding</u>	<u>\$</u>	<u>7,223,360</u>

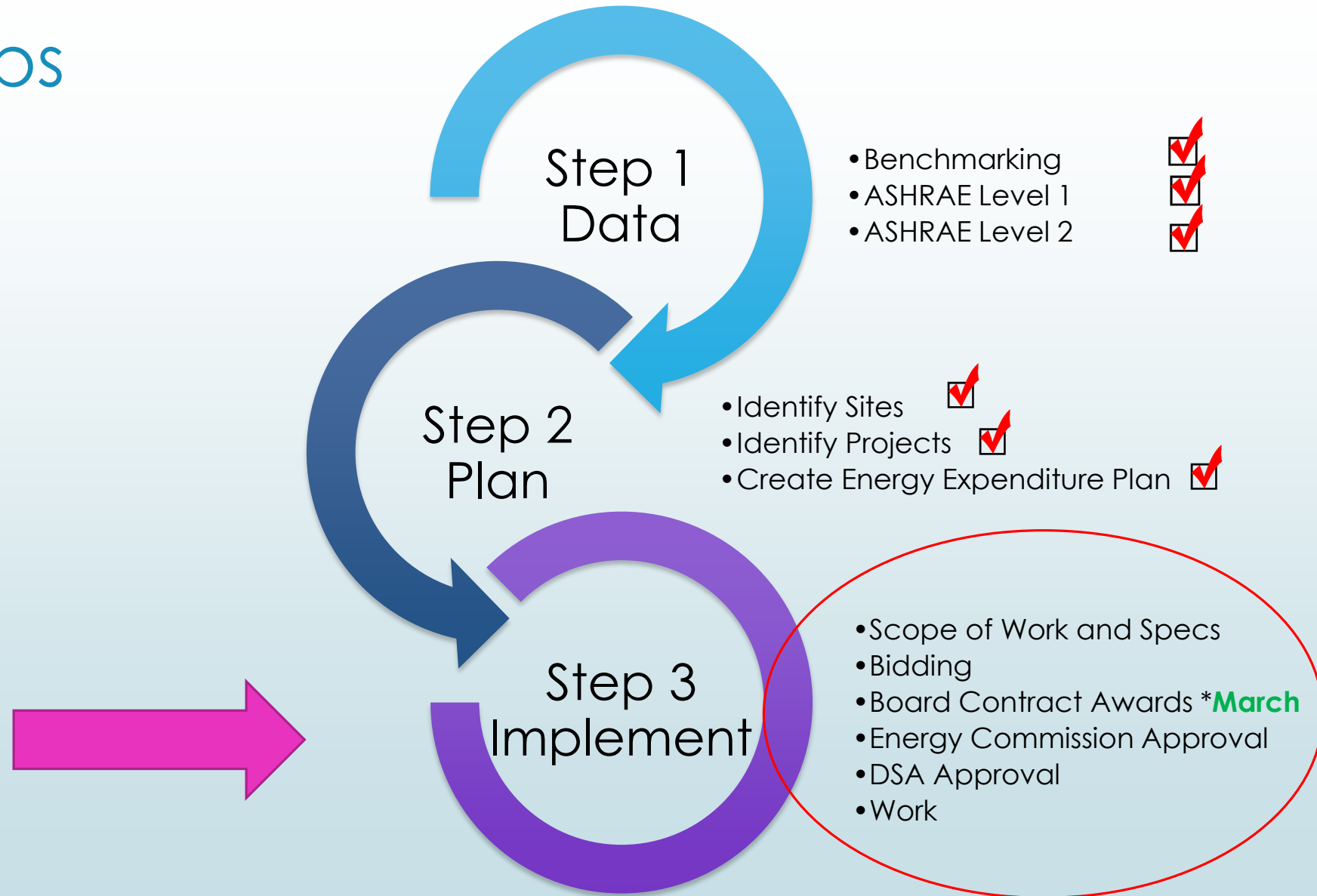
Annual Savings from Energy Measures

2.6 Billion Watts Per Hour
254 Million Btu's



The estimated annual savings
amount to more than
\$1.14 million in General Fund savings
per year!

Next Steps



Thank you



Matthew C. Strother

Executive Director of Facilities and Planning

Orange Unified School District

726 West Collins Ave., Orange, CA 92867

O. 714 628 4502

E. mstrother@orangeusd.org



Green Schools

