



# ORANGE UNIFIED SCHOOL DISTRICT

## Measure S Bond Program

### November 2022 Monthly Progress Report



**PERIOD COVERED:**  
November 1-30, 2022

**FISCAL YEAR**  
FY 2022-2023

**PROGRESS REPORT NO.**  
PR-065-2022-065

**PREPARED BY:**

**CUMMING**  
Building Value Through Expertise



## TABLE OF CONTENTS

### **1.0 Executive Summary**

- 1.1 Program Summary
- 1.2 Program Highlights/Key Milestones
- 1.3 Look Ahead (next 90 days)

### **2.0 Project Status Report**

#### PHASE 1:

- Canyon HS – Science Center
- El Modena HS – Science Center
- Orange HS – Utility Infrastructure (Increment # 1)
- Orange HS – Science Center (Increment # 2)
- Villa Park HS – Interim Housing & Science Center

#### PHASE 2:

- Canyon HS - Modernization
- El Modena HS - Modernization
- Orange HS - New & Building Modernization
- Villa Park HS - New Building & Modernization

### **3.0 Financial Report**

- 3.1 Project Cost Estimate
  - Summary with Quarterly totals
  - Budget vs Actuals with Vendor details per High School
- 3.2 Cash Flow Projections

### **4.0 Program Schedule Summary**

- 4.1 Phase I Schedule Summary
- 4.2 Phase II Schedule Summary



## 1.0 EXECUTIVE SUMMARY

### 1.1 Program Summary

**Division of State Architects (DSA) approval to establish Phase 1 design criteria completed as follows:**

- (Completed) September 22, 2020 - El Modena HS Phase 1 Quad (04-119124)
- (Completed) October 24, 2019 - Villa Park HS New Parking and Drop Off (04-118521).
- (Completed) June 25, 2019 - Orange HS Custom Tensile Fabric Shade Structures (04-118351)
- (Completed) May 2, 2019 - Canyon HS Interim Modular Kitchen (04-118418)
- (Completed) January 31, 2019 - Canyon HS Science Center (04-117300)
- (Completed) November 6, 2018 - El Modena HS Science Center (04-117098)
- (Completed) August 16, 2018 - Villa Park HS Science Center (04-117022)
- (Completed) July 12, 2018 - Orange HS Science Center (Increment # 2) (04-116859)
- (Completed) April 10, 2018 - Orange HS Increment # 1 (Satellite Kitchen) (04-116673.2)
- (Completed) March 1, 2018 - Orange HS Increment #1 (Infrastructure Upgrades, Move Relocatable Buildings, Bus Drop-Off, Restroom Renovation Project) (04-116673.1)
- (Completed) February 7, 2018 - Villa Park HS Interim Housing (DSA Application #04-116788)

**Phase 1 construction started (NTP) / completed (NOC), as follows:**

- Construction Start - June 15, 2018 – Orange HS Site Infrastructure (Increment #1) (04-116673)
  - (Completed) July 25, 2019 – Orange HS Site Infrastructure (Increment #1) (04-116673.1)
- Construction Start January 7, 2019 – Villa Park HS (Int Housing and Science Center) (04-117022)
  - (DSA Completed) March 17, 2022 – Interim Housing (04-116788)
  - (DSA Completed) March 21, 2022 – Parking Lot Drop-Off (04-118521)
- Construction Start February 18, 2019 – Orange HS Science Center (Increment #2) (04-116859)
  - (DSA Completed) April 8, 2020 – Custom Tensile Fabric Shade Structure (04-118351)
  - (Completed) June 24, 2021 – Orange HS Science Center (Increment #2) (04-116859)
- Construction Start April 2, 2019 – El Modena HS Science Center (04-117098)
- Construction Start June 12, 2019 – Canyon HS Interim Housing & Science Center (04-117300)
  - (DSA Completed) August 7, 2020 – Interim Modular Kitchen (04-118418)

**Division of State Architects (DSA) approval to establish Phase 2 design criteria as follows:**

- Submitted on March 3, 2021 – Villa Park HS Phase 2 (04-119694)
  - (Completed) September 10, 2021.
- Submitted April 23, 2021 – El Modena HS Phase 2 (04-120032)
  - (Completed) May 6, 2022.
- Submitted May 26, 2021 – Orange HS Phase 2 (04-120151)
  - (Completed) January 25, 2022.
- Submitted August 17, 2021 – Canyon HS Phase 2 (04-120410)
  - (Completed) January 14, 2022.

**Phase 2 construction started (NTP) / completed (NOC), as follows:**

- Construction Start - September 23, 2021 – Orange HS Bldg. 300 Admin Swing Space (S2122-001C)
  - (Completed) March 1, 2022 – Orange HS Bldg. 300 Admin Swing Space (S2122-001C)
- Construction Start November 3, 2022 – Villa Park HS (New Classroom Building & Building 100/200 Modernization) (04-119694)

**1.2 Program Highlights/Key Milestones****California Environmental Quality Act (CEQA) Compliance ACHIEVED on Phase 1 (as required by law):**

- Villa Park HS Science Center – Notice of Exemption (Board approved on 9/20/18).
- Canyon HS Science Center – Notice of Exemption (Board approved on 7/26/18).
- Orange HS Science Center – Notice of Exemption (Board approved on 3/8/18).
- El Modena HS Science Center – Notice of Exemption (Board approved on 3/8/18).

**California Environmental Quality Act (CEQA) Compliance ACHIEVED on Phase 2 (as required by law):**

- Orange HS Phase 2 – Based on CEQA review, no new Notice of Exemption needed.
- Villa Park HS Phase 2 – Notice of Exemption (Board approved on 4/14/22).
- Canyon HS Phase 2 – Notice of Exemption (Board approved on 5/5/22).
- El Modena HS Phase 2 – Notice of Exemption (Board approved on 5/5/22).

**Phase 2 Measure S Bond Project Development Update:**

- On November 3, 2022, a Notice to proceed (NTP) was issued to **Pinner Construction Co., Inc.** for **Bid No. S2223-001 Villa Park HS New Classroom Building & Building 100/200 Modernization**, in the amount of **\$26,659,000** (including the Allowance of \$500,000). This shows a construction start date of 11/21/2022.
- On November 17, 2022, Board approved **Bid No. S2223-002 Orange HS 2-Story Classroom & Student Services Building** to the lowest responsive and responsible bidder, **PCL Construction Services, Inc.** in the amount of **\$19,690,000**, inclusive of allowances and alternates as presented below;

|   | <b>Bidder</b>                   | <b>Base Bid Amount Including Allowances (Dollars)</b> | <b>Total Amount for Alternates (Dollars)</b> | <b>Sum of Base Bid Amount including Allowances and Alternates (Dollars)</b> |
|---|---------------------------------|---|--|---|
| 1 | PCL Construction Services, Inc. | \$19,586,000  | \$104,000                                    | <b>\$19,690,000</b>   |
| 2 | Balfour Beatty Construction LLC | \$20,443,993  | \$78,455                                     | \$20,552,488  |
| 3 | Swinerton Builders              | \$20,500,000  | \$108,800                                    | \$20,608,800  |

- On November 3, 2022, the bid package S2223-03 El Modena HS - Phase 2 (04-120032) was advertised.





- On November 14, 2022, the first mandatory pre-bid conference job walk was held on the El Modena HS campus, starting in front of the administration building. The 2<sup>nd</sup> mandatory pre-bid was held on 11/17/22.
- As of November 30, 2022, at Canyon HS – Phase 2 (04-120410), Reviewing the demolition and site preparation of the modulares to be removed off site. Continuing to work with CannonDesign (Arch), Cordoba (CM), Program Management and District to finalize the specification format and put together the bid package.

#### **Program Wide Cash Flow Projection / Bond Issuance**

- On November 3, 2022, the Citizen's Oversight Committee meeting was held in District Office, conference room B. The Measure S team gave an update of Phase I and Phase II projects. There was a Bond Tax Rate Update presentation of the Phase 1 & 2 Bond purchase. Next meeting scheduled is January 25, 2023.
- As of November 30, 2022, the overall project budgets are being reviewed with a CM and program management team weekly and revised for Phase 2 changes as approved by the CBO.

#### **Project Achievements:**

On November 17, 2022, Board approved **Elite Modular Leasing & Sales, Inc.** pursuant to Savanna School District competitive Bid 2021 District-Wide Contract for Purchase, Lease, Relocate, Dismantling, and Removal of Division of the State Architect (DSA) Approved portable building, Project SSPU, #40-04/2020-21, awarded to Elite Modular Leasing & Sales, Inc. on February 9, 2021, with extensions valid through February 8, 2023. The District is in need of a **Two-year lease for four (4) relocatable buildings at Orange High School**. The relocatable units will provide classroom use for the school under the upcoming Measure S Phase 2 building project. Elite Modular Leasing & Sales has proposed a two-year lease in the amount of **\$166,676.00**. Staff has reviewed this pricing and has deemed the proposal to be reasonable and in alignment with the other modular utilized under the Savanna piggyback bid.

On November 30, 2022, The **OC Health Department Food Facility permit** was received for the new high-speed Kitchen completed, and issued to Canyon HS to allow full operation.

On November 17, 2022, Board approved **Change Order # 24R1** for **Swinerton Builders at Canyon HS** in the amount of; **\$364,604.27 – 47 Calendar Days**, Additional Contract Time; Description: General Contractor costs based on Four (4) PCO's: Four (4) Unforeseen Conditions, Zero (0) Owner Requested and Zero (0) Design Related changes. (8.25%).

As of 11/30/22, the last **payment application # 38** (June), for ACI (EMHS) reflecting **100%** paid overall completion, reflecting **519 calendar days** elapsed.

As of 11/30/22, the last **payment application # 40** (June), for ACI (VPHS) reflecting **100%** paid overall completion, reflecting **683 calendar days** elapsed.



As of 11/30/22, processed [payment application # 40](#) (September) for Swinerton (CHS) reflecting [100%](#) paid overall completion, reflecting [1,165 calendar days](#) elapsed.

### 1.3 Look Ahead (next 90 days)

#### Board of Education Agenda

##### December 14<sup>th</sup>

1. Recommend Board approval of **Elite Modular Leasing & Sales, Inc.** pursuant to Savanna School District competitive Bid 2021 District-Wide Contract for Purchase, Lease, Relocate, Dismantling, and Removal of Division of the State Architect (DSA) Approved portable building, Project SSPU, #40-04/2020-21, awarded to Elite Modular Leasing & Sales, Inc. on February 9, 2021, with extensions valid through February 8, 2023. The District is in need of a **Two-year lease for ten (10) relocatable classroom buildings and one (1) Boy/Girl/ Staff Restroom building at El Modena High School**. The relocatable units will provide classroom and restroom use for the school under the upcoming Measure S Phase 2 building project. Elite Modular Leasing & Sales has proposed a two-year lease in the amount of **\$500,632.00**. Staff has reviewed this pricing and has deemed the proposal to be reasonable and in alignment with the other modular utilized under the Savanna piggyback bid.
2. Recommend Board approval of **Change Order # 25** for **Swinerton Builders at Canyon HS** in the amount of; **\$401,750.05 – 0 Calendar Days**, Additional Contract Time; Description: General Contractor costs based on Twenty-four (24) PCO's: Fourteen (14) Unforeseen Conditions, One (1) Owner Requested and Nine (9) Design Related changes. (9.29%).

#### Program Wide

- Orange HS Phase II –Preparing to award the low bid received from PCL Construction, Inc.; and then send a Notice to Proceed (NTP) for the General Contractor to mobilize on project site and start construction.
- Orange HS Bldg. 100/200 (Phase II) – Move Manager continues to coordinate the clearing of building 100/200 and the existing Science Building in preparation for demolition.
- El Modena HS Science Center – Reviewing all of the final issues preventing the closure of this project with district legal.
- El Modena HS Phase II – The pre-bid mandatory conferences were held, and we are preparing for the public bid to happen on 12/16/2022.
- El Modena HS Phase II – Move Manager is walking the site with the Principal to discuss logistics for the upcoming construction project phasing, which reflects the start of construction in Building 800 and the swing space that will be needed to house the classrooms within this building. Also discussing the need of temporary modular classroom to facilitate the balance of the temp moves needed to complete this campus modernization.



- Villa Park HS Interim Housing & Science Center – Working on the DSA 310-N Notification of Requirement for Certification for Construction of Science Classroom Building (04-117022), for all parties (Architect, Inspector, Lab of Record, and General Contractor), to complete all the DSA forms needed.
- Villa Park HS Phase II – Awarded general contractor, Pinner Construction, started mobilization and demolition of building 500. Preparing to review and approve the baseline schedule and schedule of values submissions, as well as the other up front items submitted.
- Villa Park HS Phase II – Move Manager has coordinated the clearing of building 500 in preparation for demolition.
- Canyon HS Science Center – Swinerton Builders is completing substantial completion punch list items preparing for notice of completion. Filing DSA 168 for final project costs.
- Canyon HS Phase II – CannonDesign (Architect of Record) working with District, Program Management and Cordoba (CM) to develop additional scope. CannonDesign and Purchasing Department finalizing the specification format and putting together the bid package.



## 2.0 PROJECT STATUS REPORT (PHASE 1)



Canyon High School  
New STEM Building

CANYON HIGH SCHOOL  
New STEM Building



EL MODENA SCIENCE CENTER  
03.18.2017

Overall View

HED  
12



Orange High School Science Center



ST VILLA PARK HIGH SCHOOL

LPA





# CANYON HIGH SCHOOL

## CANYON HS SCIENCE CENTER

- ✓ 12 Laboratory Rooms
- ✓ 12 General Classrooms
- ✓ Student Services
- ✓ New Food Services
- ✓ New Kitchen

- ✓ New Multi-Purpose Room Entry
- ✓ Parking Lot Improvements
- ✓ Infrastructure Upgrade and Improvements
- ✓ Landscape Improvements

### Project Update (Close Out):

- On 11/30/2022, The **OC Health Department Food Facility permit** was received and issued to Canyon HS.
- On 11/17/2022, Board approved Change Order # 24R1 for Swinerton Builders at Canyon HS in the amount of; \$364,604.27 – 47 Calendar Days, Additional Contract Time; Description: General Contractor costs based on Four (4) PCO's: Four (4) Unforeseen Conditions, Zero (0) Owner Requested and Zero (0) Design Related changes. (8.25%).
- As of 11/30/22, processed payment application # 40 (September) reflecting **100%** paid overall completion, reflecting **1,165 contract days** elapsed.

See Construction Photo's below:



Left to right: Interior kitchen work completed with the full complement of kitchen equipment, including ceiling, floor, wall, and door finishes. The exterior stair with rails and H/C ramp at main entrance.



## EL MODENA HS SCIENCE CENTER

- ✓ 12 Laboratory Rooms
- ✓ 1 General Classrooms
- ✓ 2 Medically Fragile Classrooms

- ✓ Relocation of Campus MDF
- ✓ Technology & Utility Upgrade
- ✓ Landscape Improvements

### Project Update (Close Out):

- As of 11/30/22, A Notice of Project Completion (NOC), internal memo was distributed to notify Purchasing that this project S1819-005 El Modena HS Science Center project (04-117098), will be ready for close out at the January 19, 2022, Board of Education meeting.
- As of 11/30/22, the last payment application # 38 (JUNE) reflected **100%** paid overall completion, and the full **519 contract days** elapsed. Awaiting contractor action on release of the retention.

[See Completion Photo below:](#)



El Modena HS – Science Center STEM Building  
(Main entrance, facing campus)





## ORANGE HS SCIENCE CENTER

- ✓ 12 Laboratory Rooms
- ✓ 1 General Classrooms

- ✓ New Panther Pavilion Plaza
- ✓ 2 Medically Fragile Classrooms

Project Update Increment # 2 – Science Center (**Completion**):

See Completion Photo below:



Orange HS – Science Center STEM Building  
(Dusk with lights)



"ONCE A PANTHER, ALWAYS A PANTHER"



VILLA PARK HIGH SCHOOL  
SCHOOL OF EXCELLENCE

## VILLA PARK HS SCIENCE CENTER

- ✓ 12 Laboratory Rooms
- ✓ 2 General Classrooms
- ✓ 2 Medically Fragile Classrooms

- ✓ Demolish existing building 300
- ✓ Install 10 New Portable Buildings

**Project Update (Close Out):**

- As of 11/30/22, Working on the DSA 310-N Notification of Requirement for Certification for Construction of 1-Science Classroom Building (04-117022), for all parties (Architect, Inspector, Lab of Record, and General Contractor), to complete all the DSA forms needed.
- As of 11/30/22, A Notice of Project Completion (NOC), internal memo was distributed to notify Purchasing that this project S1819-002 Villa Park HS IH & Science Center project (04-117022), will be ready for close out at the January 19, 2022, Board of Education meeting.
- As of 11/30/22, the last payment application # 40 (JUNE) reflecting **100%** paid overall completion, and the full **683 contract days** elapsed. Awaiting contractor action on release of the retention.

[See Completion Photo below:](#)



Villa Park HS – Science Center STEM Building  
(The new Biofiltration area in the foreground next to building)

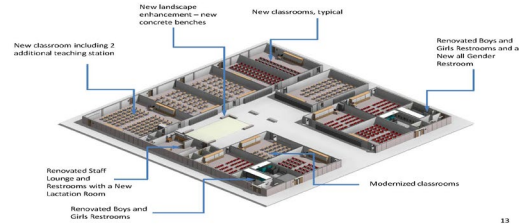


## 2.0 PROJECT STATUS REPORT (PHASE 2)



Canyon High School  
Science Building Renovation

CANYON HIGH SCHOOL



13





# CANYON HIGH SCHOOL

## CANYON HS BUILDING MODERNIZATION

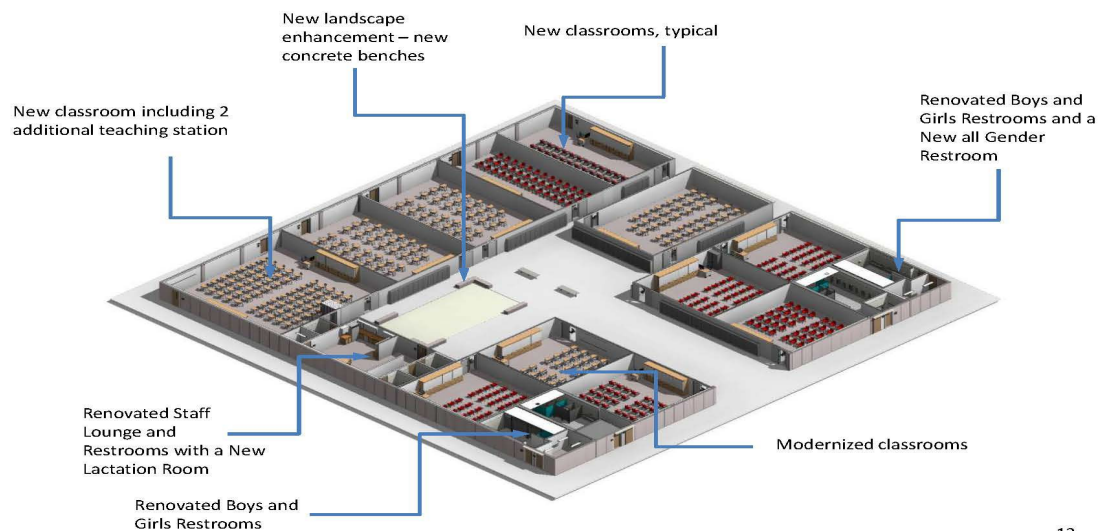
- |                              |                                  |
|------------------------------|----------------------------------|
| ✓ 10 Renovated Classrooms    | ✓ New Landscape                  |
| ✓ 2 Living Skills Classrooms | ✓ 100 Addition Parking Stalls    |
| ✓ Renovate Staff Lounge      | ✓ 19 Portable classrooms removed |
| ✓ Renovated Restrooms        | ✓ Site improvements              |
| ✓ New All Gender Restroom    |                                  |

### Project Update (Pre-Bid):

- As of 11/30/22, application (04-120410), originally accepted by DSA on 8/17/21, was design approved by DSA on 01/14/2022. Total DSA review duration was 150 days for this design.
- As of 11/30/22, Architect and team are reviewing the demolition and site preparation of the modulares to be removed off site. Continuing to work with CannonDesign (Arch), Cordoba (CM), Program Management and District to finalize the specification format and put together the bid package.

Construction Photo's will be shown below once started:

### Canyon High School Science Building Renovation



13

Left to right: Existing Science Building renovation outlined





## EL MODENA HS BUILDING MODERNIZATION

- |   |                                |
|---|--------------------------------|
| ✓ All Classrooms Renovated                    | ✓ Enhanced Student Quad        |
| ✓ 800 Building for Career Technical Education | ✓ Technology & Utility Upgrade |
| ✓ 2 New Elevators                             | ✓ Accessibility Upgrades       |
| ✓ Expand Administration Building              | ✓ Secure entire campus         |

### Project Update (Pre-Bid):

- On 11/03/22, The bid package S2223-03 was advertised for this project.
- On 11/14/22, the first mandatory pre-bid conference job walk was held on the El Modena HS campus, starting in front of the administration building. The 2<sup>nd</sup> mandatory pre-bid was held on 11/17/22.
- Move Manager is walking the site with the Principal to discuss logistics for the upcoming construction project phasing, which reflects the start of construction in Building 800 and the swing space that will be needed to house the classrooms within this building. Also discussing the need of temporary modular classroom to facilitate the balance of the temp moves needed to complete this campus modernization.

[Construction Photo's will be shown below once started:](#)



Left to right: This is the HED (Architect) rendering of the expanded administrative entrance.



## ORANGE HS NEW & BUILDING MODERNIZATION

- |  |   |
|--|---|
| <ul style="list-style-type: none"> <li>✓ New 2-Story Student Service/Admin/Classroom Building</li> <li>✓ Enhanced School Entrance (off Schaffer Avenue)</li> <li>✓ 6 New General Classrooms</li> </ul> | <ul style="list-style-type: none"> <li>✓ New Panther Pavilion Plaza</li> <li>✓ Technology &amp; Utility Upgrade</li> <li>✓ Demo of Administration/Classroom Building</li> </ul> |
|--|---|

### Project Update (**Bidding**):

>>>Orange HS (S2122-001C) Building 300 Administration Swing Space – **Completed**

- On 11/17/2022, Board approved **Elite Modular Leasing & Sales, Inc.** pursuant to Savanna School District competitive Bid 2021 District-Wide Contract for Purchase, Lease, Relocate, Dismantling, and Removal of Division of the State Architect (DSA) Approved portable building, Project SSPU, #40-04/2020-21, awarded to Elite Modular Leasing & Sales, Inc. on February 9, 2021, with extensions valid through February 8, 2023. The District is in need of a Two-year lease for **four (4) relocatable buildings at Orange High School**. The relocatable units will provide classroom use for the school under the upcoming Measure S Phase 2 building project. Elite Modular Leasing & Sales has proposed a two-year lease in the amount of \$166,676.00. Staff has reviewed this pricing and has deemed the proposal to be reasonable and in alignment with the other modular utilized under the Savanna piggyback bid.
- On November 17, 2022, Board approved Bid No. S2223-002 Orange HS 2-Story Classroom & Student Services Building to the lowest responsive and responsible bidder, **PCL Construction Services, Inc.** in the amount of **\$19,690,000**, inclusive of allowances and alternates as presented below;

|   | Bidder                          | Base Bid Amount Including Allowances (Dollars) | Total Amount for Alternates (Dollars) | Sum of Base Bid Amount including Allowances and Alternates (Dollars) |
|---|---------------------------------|--|---------------------------------------|--|
| 1 | PCL Construction Services, Inc. | \$19,586,000                                   | \$104,000                             | \$19,690,000   |
| 2 | Balfour Beatty Construction LLC | \$20,443,993                                   | \$78,455                              | \$20,552,488   |
| 3 | Swinerton Builders              | \$20,500,000                                   | \$108,800                             | \$20,608,800   |

Construction Photo's will be shown below once started:



Orange HS – This is the Lionakis (Architect) rendering of the “Enhanced School Entrance” off Schaffer Avenue (at dusk with lights)





## VILLA PARK HS NEW & BUILDING MODERNIZATION

- |                                   |                                     |
|-----------------------------------|-------------------------------------|
| ✓ New 2-Story Classroom Building  | ✓ Demolish existing building 500    |
| ✓ 18 New General Classrooms       | ✓ New Stairs and Elevator           |
| ✓ New Staff Lounge & Meeting room | ✓ Utility & Accessibility Upgrades  |
| ✓ New Storm Drain system          | ✓ New Fences/Gates to Secure campus |

### Project Update (**Construction**):

- On 11/03/22, A **Notice to proceed (NTP)** was issued to Pinner Construction Co., Inc. for Bid No. S2223-001 Villa Park HS New Classroom Building & Building 100/200 Modernization, in the amount of **\$26,659,000** (including the Allowance of \$500,000). This shows a construction start date of 11/21/2022.
- As of 11/30/22, Move Manager, continues to coordinate the clearing of building 500 in preparation for demolition.

Construction Photo's will be shown below once started:



Left to right: These are various mobilization photos from the project site: Construction Trailers placed on site, hazardous containment being set in place, trash hauling, perimeter fencing established, and locked from Bldg. 500 relocated to Bldg. 600.



### 3.0 FINANCIAL REPORT

#### 3.1 Project Cost Estimate

#### Measure S Bond Program Financial Report for November 2022

QSS Data thru 11/30/2022

|                               | Budget               | Contracted<br>to Date | Expended<br>to Date  | Quarterly Expense<br>Oct '22 - Dec '22 | %<br>Expended |
|-------------------------------|----------------------|-----------------------|----------------------|--|---------------|
| <b>PROGRAM</b>                |                      |                       |                      |  |               |
| Phase 1 - HS Science Center   | \$166,778,801        | \$165,662,993         | \$161,953,699        | \$1,379,630                            | 97.11%        |
| Phase 2                       | \$126,847,620        | \$39,973,334          | \$6,815,541          | \$201,360                              | 5.37%         |
| <b>TOTAL</b>                  | <b>\$293,626,421</b> | <b>\$205,636,327</b>  | <b>\$168,769,240</b> | <b>\$1,580,990</b>                     | <b>57.48%</b> |
| <b>Canyon High School</b>     |                      |                       |                      |  |               |
| Phase 1 - HS Science Center   | \$53,941,874         | \$53,524,202          | \$52,768,791         | \$1,232,884                            | 97.83%        |
| Phase 2                       | \$21,320,793         | \$1,524,028           | \$821,657            | \$42,550                               | 3.85%         |
| <b>TOTAL</b>                  | <b>\$75,262,668</b>  | <b>\$55,048,229</b>   | <b>\$53,590,448</b>  | <b>\$1,275,435</b>                     | <b>71.20%</b> |
| <b>El Modena High School</b>  |                      |                       |                      |  |               |
| Phase 1 - HS Science Center   | \$35,993,458         | \$35,826,566          | \$34,299,410         | \$51,397                               | 95.29%        |
| Phase 2                       | \$36,587,241         | \$3,163,984           | \$2,117,585          | \$118,822                              | 5.79%         |
| <b>TOTAL</b>                  | <b>\$72,580,699</b>  | <b>\$38,990,550</b>   | <b>\$36,416,995</b>  | <b>\$170,219</b>                       | <b>50.17%</b> |
| <b>Orange High School</b>     |                      |                       |                      |  |               |
| Phase 1 - HS Science Center   | \$42,223,670         | \$42,210,663          | \$42,143,281         | \$0                                    | 99.81%        |
| Phase 2                       | \$31,424,356         | \$3,843,060           | \$1,877,234          | \$0                                    | 5.97%         |
| <b>TOTAL</b>                  | <b>\$73,648,025</b>  | <b>\$46,053,723</b>   | <b>\$44,020,515</b>  | <b>\$0</b>                             | <b>59.77%</b> |
| <b>Villa Park High School</b> |                      |                       |                      |  |               |
| Phase 1 - HS Science Center   | \$34,619,799         | \$34,101,562          | \$32,742,217         | \$95,349                               | 94.58%        |
| Phase 2                       | \$37,515,230         | \$31,442,262          | \$1,999,065          | \$93,837                               | 5.33%         |
| <b>TOTAL</b>                  | <b>\$72,135,029</b>  | <b>\$65,543,824</b>   | <b>\$34,741,282</b>  | <b>\$189,186</b>                       | <b>48.16%</b> |





**Measure S Bond Program**  
**Financial Report for November 2022**  
**Budget vs Actuals by School and Budget Category with Vendor Detail**

QSS Data thru 11/30/2022

|  | Budget              | Contracted to Date  | Expended to Date    | Quarterly Expense Oct '22 - Dec '22 | % Expended    |
|--|---------------------|---------------------|---------------------|-------------------------------------|---------------|
| <b>Canyon High School</b>                                |                     |                     |                     |                                     |               |
| <b>390-9520 Canyon HS Science Center (DSA 04-117300)</b> |                     |                     |                     |                                     |               |
| <b>1. Design Cost</b>                                    |                     |                     |                     |                                     |               |
| <b>1.01 Architect</b>                                    |                     |                     |                     |                                     |               |
| UNCOMMITTED  | \$49,601            | \$0                 | \$0                 | \$0                                 |               |
| GKKWORKS   CANNON DESIGN                                 | \$3,133,137         | \$3,133,137         | \$3,113,946         | \$7,803                             | 99.39%        |
| LIONAKIS   | \$14,058            | \$14,058            | \$14,058            | \$0                                 | 100.00%       |
|  | <b>\$3,196,796</b>  | <b>\$3,147,195</b>  | <b>\$3,128,004</b>  | <b>\$7,803</b>                      | <b>97.85%</b> |
| <b>2. Construction Cost</b>                              |                     |                     |                     |                                     |               |
| <b>2.01 Construction</b>                                 |                     |                     |                     |                                     |               |
| UNCOMMITTED  | \$135,396           | \$0                 | \$0                 | \$0                                 |               |
| SWINERTON BUILDERS                                       | \$40,513,859        | \$40,513,859        | \$40,096,363        | \$1,041,827                         | 98.97%        |
|  | <b>\$40,649,256</b> | <b>\$40,513,859</b> | <b>\$40,096,363</b> | <b>\$1,041,827</b>                  | <b>98.64%</b> |
| <b>2.02 OFCI &amp; Other Construction</b>                |                     |                     |                     |                                     |               |
| UNCOMMITTED  | \$0                 | \$0                 | \$0                 | \$0                                 |               |
| ACCO ENGINEERED SYSTEMS INC                              | \$236,785           | \$236,785           | \$236,785           | \$0                                 | 100.00%       |
| AMERICAN REPROGRAPHICS CO LLC                            | \$1,026             | \$1,026             | \$0                 | \$0                                 | 0.00%         |
| ANIXTER  | \$5,092             | \$5,092             | \$5,092             | \$0                                 | 100.00%       |
| CDW GOVERNMENT INC                                       | \$82,283            | \$82,283            | \$82,283            | \$0                                 | 100.00%       |
| CITY OF ANAHEIM - ELECTRICAL ENGINEERING DIV             | \$91,340            | \$91,340            | \$91,340            | \$0                                 | 100.00%       |
| Convergent Technologies                                  | \$5,000             | \$5,000             | \$1,345             | \$1,345                             | 26.89%        |
| DEVELOPMENT GROUP INC                                    | \$100,594           | \$100,594           | \$95,769            | \$0                                 | 95.20%        |
| FLINN SCIENTIFIC INC                                     | \$9,067             | \$9,067             | \$9,067             | \$0                                 | 100.00%       |
| INTER-PACIFIC INC  | \$15,007            | \$15,007            | \$15,007            | \$0                                 | 100.00%       |
| IRVINE PIPE & SUPPLY                                     | \$2,504             | \$2,504             | \$2,504             | \$0                                 | 100.00%       |
| SIERRA SCHOOL EQUIPMENT COMPANY                          | \$3,795             | \$3,795             | \$3,795             | \$3,795                             | 100.00%       |
| THOMPSON ENGINEERING                                     | \$22,792            | \$22,792            | \$22,792            | \$0                                 | 100.00%       |
| TURTLE STORAGE dba AMERICAN BICYCLE CO                   | \$7,597             | \$7,597             | \$7,597             | \$0                                 | 100.00%       |
| VERNES PLUMBING  | \$9,780             | \$9,780             | \$0                 | \$0                                 | 0.00%         |
| VWR INTERNATIONAL LLC                                    | \$16,691            | \$16,691            | \$16,691            | \$0                                 | 100.00%       |
| WW GRAINGER INC  | \$1,039             | \$1,039             | \$1,039             | \$0                                 | 100.00%       |
|  | <b>\$610,391</b>    | <b>\$610,391</b>    | <b>\$591,105</b>    | <b>\$5,140</b>                      | <b>96.84%</b> |
| <b>3. Program and Construction Management</b>            |                     |                     |                     |                                     |               |
| <b>3.01 Program Management Fees</b>                      |                     |                     |                     |                                     |               |
| UNCOMMITTED  | \$0                 | \$0                 | \$0                 | \$0                                 |               |
| CUMMING CONSTRUCTION MGMT INC                            | \$1,427,755         | \$1,427,755         | \$1,367,250         | \$21,512                            | 95.76%        |
|  | <b>\$1,427,755</b>  | <b>\$1,427,755</b>  | <b>\$1,367,250</b>  | <b>\$21,512</b>                     | <b>95.76%</b> |



**Measure S Bond Program**  
**Financial Report for November 2022**  
**Budget vs Actuals by School and Budget Category with Vendor Detail**

QSS Data thru 11/30/2022

|   | Budget             | Contracted to Date | Expended to Date   | Quarterly Expense Oct '22 - Dec '22 | % Expended     |
|---|--------------------|--------------------|--------------------|-------------------------------------|----------------|
| <b>3.02 Construction Management Fees</b>                |                    |                    |                    |                                     |                |
| UNCOMMITTED   | \$46,803           | \$0                | \$0                | \$0                                 |                |
| CORDOBA CORPORATION                                     | \$87,479           | \$87,479           | \$87,479           | \$0                                 | 100.00%        |
| GAFCON INC  | \$3,165,144        | \$3,165,144        | \$3,106,015        | \$106,542                           | 98.13%         |
|   | <b>\$3,299,426</b> | <b>\$3,252,623</b> | <b>\$3,193,494</b> | <b>\$106,542</b>                    | <b>96.79%</b>  |
| <b>4. Construction Support Costs</b>                    |                    |                    |                    |                                     |                |
| <b>4.02 Title, Environmental, Stormwater Management</b> |                    |                    |                    |                                     |                |
| UNCOMMITTED   | \$0                | \$0                | \$0                | \$0                                 |                |
| CHICAGO TITLE COMPANY                                   | \$750              | \$750              | \$750              | \$0                                 | 100.00%        |
| CITY OF ANAHEIM   | \$2,524            | \$2,524            | \$2,524            | \$0                                 | 100.00%        |
| CITY OF ANAHEIM - WATER                                 | \$3,082            | \$3,082            | \$3,082            | \$0                                 | 100.00%        |
| COUNTY OF ORANGE - ENVIRONMENTAL HEALTH                 | \$1,615            | \$1,615            | \$1,615            | \$0                                 | 100.00%        |
| ENVIRONMENTAL AUDIT INC                                 | \$21,375           | \$21,375           | \$21,375           | \$0                                 | 100.00%        |
| STATE WATER RESOURCES CONTROL BOARD (SWRCB)             | \$756              | \$756              | \$756              | \$0                                 | 100.00%        |
|   | <b>\$30,102</b>    | <b>\$30,102</b>    | <b>\$30,102</b>    | <b>\$0</b>                          | <b>100.00%</b> |
| <b>4.03 Commissioning</b>                               |                    |                    |                    |                                     |                |
| UNCOMMITTED   | \$9,940            | \$0                | \$0                | \$0                                 |                |
| P2S ENGINEERING INC                                     | \$62,503           | \$62,503           | \$55,907           | \$1,225                             | 89.45%         |
|   | <b>\$72,443</b>    | <b>\$62,503</b>    | <b>\$55,907</b>    | <b>\$1,225</b>                      | <b>77.17%</b>  |
| <b>4.05 DSA Review Fees</b>                             |                    |                    |                    |                                     |                |
| UNCOMMITTED   | \$0                | \$0                | \$0                | \$0                                 |                |
| DIVISION OF STATE ARCHITECT                             | \$504,370          | \$504,370          | \$504,370          | \$0                                 | 100.00%        |
|   | <b>\$504,370</b>   | <b>\$504,370</b>   | <b>\$504,370</b>   | <b>\$0</b>                          | <b>100.00%</b> |
| <b>4.06 Postage, Printing &amp; Advertising</b>         |                    |                    |                    |                                     |                |
| UNCOMMITTED   | \$0                | \$0                | \$0                | \$0                                 |                |
| AMERICAN REPROGRAPHICS CO LLC                           | \$10,950           | \$10,950           | \$10,950           | \$0                                 | 100.00%        |
| SOUTHERN CALIFORNIA NEWS GROUP                          | \$2,605            | \$2,605            | \$2,605            | \$0                                 | 100.00%        |
|   | <b>\$13,555</b>    | <b>\$13,555</b>    | <b>\$13,555</b>    | <b>\$0</b>                          | <b>100.00%</b> |
| <b>4.07 DSA Inspection (IOR)</b>                        |                    |                    |                    |                                     |                |
| UNCOMMITTED   | \$4,209            | \$0                | \$0                | \$0                                 |                |
| KNOWLAND CONSTRUCTION SERVICES                          | \$523,160          | \$523,160          | \$491,480          | \$42,856                            | 93.94%         |
|   | <b>\$527,369</b>   | <b>\$523,160</b>   | <b>\$491,480</b>   | <b>\$42,856</b>                     | <b>93.19%</b>  |
| <b>4.08 DSA Construction Phase Testing (LOR)</b>        |                    |                    |                    |                                     |                |
| UNCOMMITTED   | \$134,563          | \$0                | \$0                | \$0                                 |                |
| AMERICAN ENGINEERING LABORATORIES INC                   | \$574,806          | \$574,806          | \$524,019          | \$0                                 | 91.16%         |
|   | <b>\$709,369</b>   | <b>\$574,806</b>   | <b>\$524,019</b>   | <b>\$0</b>                          | <b>73.87%</b>  |
| <b>4.09 Relocation</b>                                  |                    |                    |                    |                                     |                |
| UNCOMMITTED   | \$0                | \$0                | \$0                | \$0                                 |                |
| BELTMANN GROUP, INC                                     | \$14,169           | \$14,169           | \$14,169           | \$0                                 | 100.00%        |



**Measure S Bond Program**  
**Financial Report for November 2022**  
**Budget vs Actuals by School and Budget Category with Vendor Detail**

QSS Data thru 11/30/2022

|  | Budget             | Contracted to Date | Expended to Date | Quarterly Expense Oct '22 - Dec '22 | % Expended     |
|--|--------------------|--------------------|------------------|-------------------------------------|----------------|
| NATIONAL CONSTRUCTION RENTALS  | \$400              | \$400              | \$400            | \$0                                 | 100.00%        |
| REDBIRD FLIGHT SIMULATIONS   | \$3,900            | \$3,900            | \$3,900          | \$0                                 | 100.00%        |
| ULINE INC  | \$1,284            | \$1,284            | \$1,284          | \$0                                 | 100.00%        |
|  | <b>\$19,753</b>    | <b>\$19,753</b>    | <b>\$19,753</b>  | <b>\$0</b>                          | <b>100.00%</b> |
| <b>4.11 Preliminary Testing (Hazmat, Topo, Geo, etc)</b>                   |                    |                    |                  |                                     |                |
| UNCOMMITTED  | \$0                | \$0                | \$0              | \$0                                 |                |
| C BELOW SUBSURFACE IMAGING (Subsurface Investigation)                      | \$8,445            | \$8,445            | \$8,445          | \$0                                 | 100.00%        |
| CALIFORNIA GEOLOGICAL SURVEY (Geology and Seismology Review)               | \$3,600            | \$3,600            | \$3,600          | \$0                                 | 100.00%        |
| ENVIRONMENTAL NETWORK CORPORATION  | \$30,138           | \$30,138           | \$27,583         | \$0                                 | 91.52%         |
| HARRINGTON GEOTECHNICAL ENGINEERING INC (Geotechnical Soils Investigation) | \$13,500           | \$13,500           | \$13,500         | \$0                                 | 100.00%        |
| PROVENCHER, GEORGE (dba PROVO ENGINEERING)                                 | \$720              | \$720              | \$720            | \$0                                 | 100.00%        |
| RMA GROUP (dba SITESCAN)   | \$26,103           | \$26,103           | \$26,103         | \$0                                 | 100.00%        |
| XICOTENCATL ENRIQUE SALAZAR  | \$20,100           | \$20,100           | \$20,100         | \$0                                 | 100.00%        |
|  | <b>\$102,605</b>   | <b>\$102,605</b>   | <b>\$100,050</b> | <b>\$0</b>                          | <b>97.51%</b>  |
| <b>4.12 Utility Connection Fees (Local Permits)</b>                        |                    |                    |                  |                                     |                |
| UNCOMMITTED  | \$0                | \$0                | \$0              | \$0                                 |                |
| AT&T   | \$5,302            | \$5,302            | \$5,302          | \$0                                 | 100.00%        |
| CITY OF ANAHEIM - ELECTRICAL ENGINEERING DIV                               | \$1,831            | \$1,831            | \$1,831          | \$0                                 | 100.00%        |
| CROWN CASTLE INTERNATIONAL   | \$6,455            | \$6,455            | \$6,455          | \$0                                 | 100.00%        |
| SOUTHERN CALIFORNIA GAS CO   | \$2,445            | \$2,445            | \$2,445          | \$0                                 | 100.00%        |
|  | <b>\$16,034</b>    | <b>\$16,034</b>    | <b>\$16,034</b>  | <b>\$0</b>                          | <b>100.00%</b> |
| <b>4.13 FF&amp;E (Laboratory Tables and Chairs, other)</b>                 |                    |                    |                  |                                     |                |
| UNCOMMITTED  | \$1                | \$0                | \$0              | \$0                                 |                |
| AMS.NET  | \$14,485           | \$14,485           | \$14,485         | \$0                                 | 100.00%        |
| ARROW RESTAURANT EQUIPMENT   | \$11,559           | \$11,559           | \$11,559         | \$0                                 | 100.00%        |
| CAROLINA BIOLOGICAL SUPPLY   | \$18,896           | \$18,896           | \$1,869          | \$0                                 | 9.89%          |
| FISHER SCIENCE EDUCATION   | \$36,200           | \$36,200           | \$36,200         | \$0                                 | 100.00%        |
| FLINN SCIENTIFIC INC   | \$8,028            | \$8,028            | \$8,028          | \$0                                 | 100.00%        |
| GORM   | \$15,376           | \$15,376           | \$15,376         | \$0                                 | 100.00%        |
| HILLYARD INC   | \$10,616           | \$10,616           | \$10,616         | \$0                                 | 100.00%        |
| SIERRA SCHOOL EQUIPMENT COMPANY  | \$890,052          | \$890,052          | \$870,946        | \$7,981                             | 97.85%         |
| VWR INTERNATIONAL LLC  | \$9,486            | \$9,486            | \$9,486          | \$0                                 | 100.00%        |
| VW GRAINGER INC  | \$1,881            | \$1,881            | \$1,881          | \$0                                 | 100.00%        |
|  | <b>\$1,016,579</b> | <b>\$1,016,579</b> | <b>\$980,445</b> | <b>\$7,981</b>                      | <b>96.45%</b>  |
| <b>4.15 Miscellaneous Fees</b>   |                    |                    |                  |                                     |                |
| UNCOMMITTED  | \$19,861           | \$0                | \$0              | \$0                                 |                |
| OUSD COST OF INTEREST DISTRIBUTION   | \$93,941           | \$93,941           | \$93,941         | \$0                                 | 100.00%        |
|  | <b>\$113,802</b>   | <b>\$93,941</b>    | <b>\$93,941</b>  | <b>\$0</b>                          | <b>82.55%</b>  |



**Measure S Bond Program**  
**Financial Report for November 2022**  
**Budget vs Actuals by School and Budget Category with Vendor Detail**

QSS Data thru 11/30/2022

|  | Budget              | Contracted to Date  | Expended to Date    | Quarterly Expense Oct '22 - Dec '22 | % Expended     |
|--|---------------------|---------------------|---------------------|-------------------------------------|----------------|
| <b>Total 390-9520 Canyon HS Science Center (DSA 04-117300)</b>     | <b>\$52,309,605</b> | <b>\$51,909,230</b> | <b>\$51,205,871</b> | <b>\$1,234,884</b>                  | <b>97.89%</b>  |
| <b>390-0000 Canyon HS IP Surveillance Camera and Systems</b>       |                     |                     |                     |                                     |                |
| <b>4. Construction Support Costs</b>                               |                     |                     |                     |                                     |                |
| <b>4.13 FF&amp;E (Laboratory Tables and Chairs, other)</b>         |                     |                     |                     |                                     |                |
| UNCOMMITTED  | \$0                 | \$0                 | \$0                 | \$0                                 |                |
| CDW GOVERNMENT INC   | \$29,337            | \$29,337            | \$29,337            | \$0                                 | 100.00%        |
| DIGITAL NETWORKS GROUP INC (F/I IP Camera Software)                | \$7,093             | \$7,093             | \$7,093             | \$0                                 | 100.00%        |
| INTER-PACIFIC INC  | \$18,163            | \$18,163            | \$18,163            | \$0                                 | 100.00%        |
|  | <b>\$54,593</b>     | <b>\$54,593</b>     | <b>\$54,593</b>     | <b>\$0</b>                          | <b>100.00%</b> |
| <b>Total 390-0000 Canyon HS IP Surveillance Camera and Systems</b> | <b>\$54,593</b>     | <b>\$54,593</b>     | <b>\$54,593</b>     | <b>\$0</b>                          | <b>100.00%</b> |
| <b>390-9520 Canyon HS Interim Kitchen (DSA 04-118418)</b>          |                     |                     |                     |                                     |                |
| <b>1. Design Cost</b>  |                     |                     |                     |                                     |                |
| <b>1.01 Architect</b>  |                     |                     |                     |                                     |                |
| UNCOMMITTED  | \$0                 | \$0                 | \$0                 | \$0                                 |                |
| GKKWORKS   CANNON DESIGN   | \$119,620           | \$119,620           | \$119,620           | -\$2,000                            | 100.00%        |
|  | <b>\$119,620</b>    | <b>\$119,620</b>    | <b>\$119,620</b>    | <b>-\$2,000</b>                     | <b>100.00%</b> |
| <b>2. Construction Cost</b>  |                     |                     |                     |                                     |                |
| <b>2.01 Construction</b>   |                     |                     |                     |                                     |                |
| UNCOMMITTED  | \$0                 | \$0                 | \$0                 | \$0                                 |                |
| SWINERTON BUILDERS   | \$1,053,557         | \$1,053,557         | \$1,048,571         | \$0                                 | 99.53%         |
|  | <b>\$1,053,557</b>  | <b>\$1,053,557</b>  | <b>\$1,048,571</b>  | <b>\$0</b>                          | <b>99.53%</b>  |
| <b>2.02 OFCI and Other Construction</b>                            |                     |                     |                     |                                     |                |
| UNCOMMITTED  | \$0                 | \$0                 | \$0                 | \$0                                 |                |
| E.R.E.S. ENTERPRISES INC DBA ECONOMY RESTAURANT EQUIP              | \$49,721            | \$49,721            | \$49,721            | \$0                                 | 100.00%        |
| THE DICKLER CORPORATION DBA CHEFS TOYS                             | \$109,449           | \$109,449           | \$109,449           | \$0                                 | 100.00%        |
|  | <b>\$159,170</b>    | <b>\$159,170</b>    | <b>\$159,170</b>    | <b>\$0</b>                          | <b>100.00%</b> |
| <b>4. Construction Support Costs</b>                               |                     |                     |                     |                                     |                |
| <b>4.01 Rental</b>   |                     |                     |                     |                                     |                |
| UNCOMMITTED  | \$0                 | \$0                 | \$0                 | \$0                                 |                |
| ELITE MODULAR LEASING & SALES INC                                  | \$191,995           | \$191,995           | \$144,929           | \$0                                 | 75.49%         |
|  | <b>\$191,995</b>    | <b>\$191,995</b>    | <b>\$144,929</b>    | <b>\$0</b>                          | <b>75.49%</b>  |
| <b>4.02 Title, Environmental, Stormwater Management</b>            |                     |                     |                     |                                     |                |
| <b>4.05 DSA Review Fees</b>  |                     |                     |                     |                                     |                |
| UNCOMMITTED  | \$0                 | \$0                 | \$0                 | \$0                                 |                |
| DIVISION OF STATE ARCHITECT  | \$15,812            | \$15,812            | \$15,812            | \$0                                 | 100.00%        |



**Measure S Bond Program**  
**Financial Report for November 2022**  
**Budget vs Actuals by School and Budget Category with Vendor Detail**

QSS Data thru 11/30/2022

|   | Budget             | Contracted to Date | Expended to Date   | Quarterly Expense Oct '22 - Dec '22 | % Expended     |
|---|--------------------|--------------------|--------------------|-------------------------------------|----------------|
| <b>4.07 DSA Inspection (IOR)</b>                                | <b>\$15,812</b>    | <b>\$15,812</b>    | <b>\$15,812</b>    | <b>\$0</b>                          | <b>100.00%</b> |
| UNCOMMITTED   | \$9,416            | \$0                | \$0                | \$0                                 |                |
| KNOWLAND CONSTRUCTION SERVICES                                  | \$61,688           | \$61,688           | \$61,688           | \$0                                 | 100.00%        |
|   | <b>\$71,104</b>    | <b>\$61,688</b>    | <b>\$61,688</b>    | <b>\$0</b>                          | <b>86.76%</b>  |
| <b>4.08 DSA Construction Phase Testing (LOR)</b>                |                    |                    |                    |                                     |                |
| UNCOMMITTED   | \$7,881            | \$0                | \$0                | \$0                                 |                |
| AMERICAN ENGINEERING LABORATORIES INC                           | \$9,219            | \$9,219            | \$9,219            | \$0                                 | 100.00%        |
|   | <b>\$17,100</b>    | <b>\$9,219</b>     | <b>\$9,219</b>     | <b>\$0</b>                          | <b>53.91%</b>  |
| <b>4.11 Preliminary Testing (Hazmat, Topo, Geo, etc)</b>        |                    |                    |                    |                                     |                |
| UNCOMMITTED   | \$0                | \$0                | \$0                | \$0                                 |                |
| ENVIRONMENTAL NETWORK CORPORATION                               | \$3,910            | \$3,910            | \$3,910            | \$0                                 | 100.00%        |
|   | <b>\$3,910</b>     | <b>\$3,910</b>     | <b>\$3,910</b>     | <b>\$0</b>                          | <b>100.00%</b> |
| <b>Total 390-9520 Canyon HS Interim Kitchen (DSA 04-118418)</b> | <b>\$1,632,269</b> | <b>\$1,614,972</b> | <b>\$1,562,920</b> | <b>-\$2,000</b>                     | <b>95.75%</b>  |
| <b>390-9520 Canyon HS Phase II (DSA 04-120410)</b>              |                    |                    |                    |                                     |                |
| <b>1. Design Cost</b>   |                    |                    |                    |                                     |                |
| <b>1.01 Architect</b>   |                    |                    |                    |                                     |                |
| UNCOMMITTED   | \$86,858           | \$0                | \$0                | \$0                                 |                |
| GKKWORKS   CANNON DESIGN  | \$686,493          | \$686,493          | \$481,101          | \$0                                 | 70.08%         |
|   | <b>\$773,351</b>   | <b>\$686,493</b>   | <b>\$481,101</b>   | <b>\$0</b>                          | <b>62.21%</b>  |
| <b>2. Construction Cost</b>                                     |                    |                    |                    |                                     |                |
| <b>2.01 Construction</b>  |                    |                    |                    |                                     |                |
| UNCOMMITTED   | \$8,856,321        | \$0                | \$0                | \$0                                 |                |
|   | <b>\$8,856,321</b> | <b>\$0</b>         | <b>\$0</b>         | <b>\$0</b>                          | <b>0.00%</b>   |
| <b>2.02 OFCI and Other Construction</b>                         |                    |                    |                    |                                     |                |
| UNCOMMITTED   | \$150,000          | \$0                | \$0                | \$0                                 |                |
|   | <b>\$150,000</b>   | <b>\$0</b>         | <b>\$0</b>         | <b>\$0</b>                          | <b>0.00%</b>   |
| <b>3. Program and Construction Management</b>                   |                    |                    |                    |                                     |                |
| <b>3.01 Program Management Fees</b>                             |                    |                    |                    |                                     |                |
| UNCOMMITTED   | \$162,161          | \$0                | \$0                | \$0                                 |                |
| CUMMING CONSTRUCTION MGMT INC                                   | \$254,689          | \$254,689          | \$102,664          | \$35,302                            | 40.31%         |
|   | <b>\$416,850</b>   | <b>\$254,689</b>   | <b>\$102,664</b>   | <b>\$35,302</b>                     | <b>24.63%</b>  |
| <b>3.02 Construction Management Fees</b>                        |                    |                    |                    |                                     |                |
| UNCOMMITTED   | \$320,708          | \$0                | \$0                | \$0                                 |                |
| CORDOBA CORPORATION   | \$384,243          | \$384,243          | \$101,653          | \$7,248                             | 26.46%         |
|   | <b>\$704,952</b>   | <b>\$384,243</b>   | <b>\$101,653</b>   | <b>\$7,248</b>                      | <b>14.42%</b>  |



**Measure S Bond Program**  
**Financial Report for November 2022**  
**Budget vs Actuals by School and Budget Category with Vendor Detail**

QSS Data thru 11/30/2022

|  | Budget           | Contracted to Date | Expended to Date | Quarterly Expense Oct '22 - Dec '22 | % Expended    |
|--|------------------|--------------------|------------------|-------------------------------------|---------------|
| <b>4. Construction Support Costs</b>                       |                  |                    |                  |                                     |               |
| <b>4.02 Title, Environmental, Stormwater Management</b>    |                  |                    |                  |                                     |               |
| UNCOMMITTED  | \$17,411         | \$0                | \$0              | \$0                                 |               |
| ENVIRONMENTAL AUDIT INC                                    | \$7,590          | \$7,590            | \$4,151          | \$0                                 | 54.69%        |
|  | <b>\$25,001</b>  | <b>\$7,590</b>     | <b>\$4,151</b>   | <b>\$0</b>                          | <b>16.60%</b> |
| <b>4.03 Commissioning</b>                                  |                  |                    |                  |                                     |               |
| UNCOMMITTED  | \$11,521         | \$0                | \$0              | \$0                                 |               |
| P2S ENGINEERING INC  | \$18,479         | \$18,479           | \$3,600          | \$0                                 | 19.48%        |
|  | <b>\$30,000</b>  | <b>\$18,479</b>    | <b>\$3,600</b>   | <b>\$0</b>                          | <b>12.00%</b> |
| <b>4.05 DSA Review Fees</b>                                |                  |                    |                  |                                     |               |
| UNCOMMITTED  | \$50,000         | \$0                | \$0              | \$0                                 |               |
| DIVISION OF STATE ARCHITECT                                | \$57,640         | \$57,640           | \$57,640         | \$0                                 | 100.00%       |
|  | <b>\$107,640</b> | <b>\$57,640</b>    | <b>\$57,640</b>  | <b>\$0</b>                          | <b>53.55%</b> |
| <b>4.06 Postage, Printing &amp; Advertising</b>            |                  |                    |                  |                                     |               |
| UNCOMMITTED  | \$4,500          | \$0                | \$0              | \$0                                 |               |
| AMERICAN REPROGRAPHICS CO LLC                              | \$12,000         | \$12,000           | \$0              | \$0                                 | 0.00%         |
| SOUTHERN CALIFORNIA NEWS GROUP                             | \$3,500          | \$3,500            | \$0              | \$0                                 | 0.00%         |
|  | <b>\$20,000</b>  | <b>\$15,500</b>    | <b>\$0</b>       | <b>\$0</b>                          | <b>0.00%</b>  |
| <b>4.07 DSA Inspection (IOR)</b>                           |                  |                    |                  |                                     |               |
| UNCOMMITTED  | \$250,000        | \$0                | \$0              | \$0                                 |               |
|  | <b>\$250,000</b> | <b>\$0</b>         | <b>\$0</b>       | <b>\$0</b>                          | <b>0.00%</b>  |
| <b>4.08 DSA Construction Phase Testing (LOR)</b>           |                  |                    |                  |                                     |               |
| UNCOMMITTED  | \$250,000        | \$0                | \$0              | \$0                                 |               |
|  | <b>\$250,000</b> | <b>\$0</b>         | <b>\$0</b>       | <b>\$0</b>                          | <b>0.00%</b>  |
| <b>4.09 Relocation</b>                                     |                  |                    |                  |                                     |               |
| UNCOMMITTED  | \$13,750         | \$0                | \$0              | \$0                                 |               |
| CLEAN EARTH ENVIRONMENTAL                                  | \$20,000         | \$20,000           | \$0              | \$0                                 | 0.00%         |
| ULINE INC  | \$1,250          | \$1,250            | \$0              | \$0                                 | 0.00%         |
|  | <b>\$35,000</b>  | <b>\$21,250</b>    | <b>\$0</b>       | <b>\$0</b>                          | <b>0.00%</b>  |
| <b>4.11 Preliminary Testing (Hazmat, Topo, Geo, etc)</b>   |                  |                    |                  |                                     |               |
| UNCOMMITTED  | \$5,000          | \$0                | \$0              | \$0                                 |               |
| ENVIRONMENTAL NETWORK CORPORATION                          | \$19,515         | \$19,515           | \$12,220         | \$0                                 | 62.62%        |
| XICOTENCATL ENRIQUE SALAZAR                                | \$3,825          | \$3,825            | \$3,825          | \$0                                 | 100.00%       |
|  | <b>\$28,340</b>  | <b>\$23,340</b>    | <b>\$16,045</b>  | <b>\$0</b>                          | <b>56.62%</b> |
| <b>4.13 FF&amp;E (Laboratory Tables and Chairs, other)</b> |                  |                    |                  |                                     |               |
| UNCOMMITTED  | \$200,000        | \$0                | \$0              | \$0                                 |               |
|  | <b>\$200,000</b> | <b>\$0</b>         | <b>\$0</b>       | <b>\$0</b>                          | <b>0.00%</b>  |
| <b>4.15 Miscellaneous Fees</b>                             |                  |                    |                  |                                     |               |
| UNCOMMITTED  | \$94,789         | \$0                | \$0              | \$0                                 |               |



**Measure S Bond Program**  
**Financial Report for November 2022**  
**Budget vs Actuals by School and Budget Category with Vendor Detail**

QSS Data thru 11/30/2022

|   | Budget              | Contracted to Date  | Expended to Date    | Quarterly Expense Oct '22 - Dec '22 | % Expended     |
|---|---------------------|---------------------|---------------------|-------------------------------------|----------------|
| OUSD COST OF INTEREST DISTRIBUTION                                    | \$211               | \$211               | \$211               | \$0                                 | 100.00%        |
|   | <b>\$95,000</b>     | <b>\$211</b>        | <b>\$211</b>        | <b>\$0</b>                          | <b>0.22%</b>   |
| <b>5. Contingency</b>   |                     |                     |                     |                                     |                |
| <b>5.01 Construction Contingency</b>                                  |                     |                     |                     |                                     |                |
| UNCOMMITTED   | \$885,632           | \$0                 | \$0                 | \$0                                 |                |
|   | <b>\$885,632</b>    | <b>\$0</b>          | <b>\$0</b>          | <b>\$0</b>                          | <b>0.00%</b>   |
| <b>5.02 Project Contingency</b>                                       |                     |                     |                     |                                     |                |
| UNCOMMITTED   | \$8,438,115         | \$0                 | \$0                 | \$0                                 |                |
|   | <b>\$8,438,115</b>  | <b>\$0</b>          | <b>\$0</b>          | <b>\$0</b>                          | <b>0.00%</b>   |
| <b>Total 390-9520 Canyon HS Phase II (DSA 04-120410)</b>              | <b>\$21,266,201</b> | <b>\$1,469,435</b>  | <b>\$767,065</b>    | <b>\$42,550</b>                     | <b>3.61%</b>   |
| <b>Canyon High School</b>   | <b>\$75,262,668</b> | <b>\$55,048,229</b> | <b>\$53,590,448</b> | <b>\$1,275,435</b>                  | <b>71.20%</b>  |
| <b>El Modena High School</b>  |                     |                     |                     |                                     |                |
| <b>391-0000 El Modena HS IP Surveillance Camera and Systems</b>       |                     |                     |                     |                                     |                |
| <b>4. Construction Support Costs</b>                                  |                     |                     |                     |                                     |                |
| <b>4.13 FF&amp;E (Laboratory Tables and Chairs, other)</b>            |                     |                     |                     |                                     |                |
| UNCOMMITTED   | \$0                 | \$0                 | \$0                 | \$0                                 |                |
| CDW GOVERNMENT INC  | \$39,388            | \$39,388            | \$39,388            | \$0                                 | 100.00%        |
| DIGITAL NETWORKS GROUP INC (F/I IP Camera Software)                   | \$11,719            | \$11,719            | \$11,719            | \$0                                 | 100.00%        |
| INTER-PACIFIC INC   | \$30,073            | \$30,073            | \$30,073            | \$0                                 | 100.00%        |
|   | <b>\$81,179</b>     | <b>\$81,179</b>     | <b>\$81,179</b>     | <b>\$0</b>                          | <b>100.00%</b> |
| <b>Total 391-0000 El Modena HS IP Surveillance Camera and Systems</b> | <b>\$81,179</b>     | <b>\$81,179</b>     | <b>\$81,179</b>     | <b>\$0</b>                          | <b>100.00%</b> |
| <b>391-9520 El Modena HS Science Center (DSA 04-117098)</b>           |                     |                     |                     |                                     |                |
| <b>1. Design Cost</b>   |                     |                     |                     |                                     |                |
| <b>1.01 Architect</b>   |                     |                     |                     |                                     |                |
| UNCOMMITTED   | \$2,683             | \$0                 | \$0                 | \$0                                 |                |
| HARLEY ELLIS DEVEREAUX  | \$1,968,018         | \$1,968,018         | \$1,944,450         | \$0                                 | 98.80%         |
| LIONAKIS  | \$14,059            | \$14,059            | \$14,059            | \$0                                 | 100.00%        |
|   | <b>\$1,984,760</b>  | <b>\$1,982,077</b>  | <b>\$1,958,509</b>  | <b>\$0</b>                          | <b>98.68%</b>  |
| <b>2. Construction Cost</b>   |                     |                     |                     |                                     |                |
| <b>2.01 Construction</b>  |                     |                     |                     |                                     |                |
| UNCOMMITTED   | \$135,321           | \$0                 | \$0                 | \$0                                 |                |
| ANGELES CONTRACTOR, INC   | \$27,089,450        | \$27,089,450        | \$25,755,046        | \$0                                 | 95.07%         |
|   | <b>\$27,224,772</b> | <b>\$27,089,450</b> | <b>\$25,755,046</b> | <b>\$0</b>                          | <b>94.60%</b>  |
| <b>2.02 OFCI and Other Construction</b>                               |                     |                     |                     |                                     |                |





**Measure S Bond Program**  
**Financial Report for November 2022**  
**Budget vs Actuals by School and Budget Category with Vendor Detail**

QSS Data thru 11/30/2022

|  | Budget           | Contracted to Date | Expended to Date | Quarterly Expense Oct '22 - Dec '22 | % Expended    |
|--|------------------|--------------------|------------------|-------------------------------------|---------------|
| UNCOMMITTED                            | \$1,026          | \$0                | \$0              | \$0                                 |               |
| ACCO ENGINEERED SYSTEMS INC            | \$355,544        | \$355,544          | \$355,544        | \$0                                 | 100.00%       |
| AMERICAN REPROGRAPHICS CO LLC          | \$0              | \$0                | \$0              | \$0                                 |               |
| ANIXTER                                | \$5,092          | \$5,092            | \$5,092          | \$0                                 | 100.00%       |
| ARROW RESTAURANT EQUIPMENT             | \$14,213         | \$14,213           | \$14,213         | \$0                                 | 100.00%       |
| CAROLINA BIOLOGICAL SUPPLY             | \$25,611         | \$25,611           | \$25,611         | \$0                                 | 100.00%       |
| DAHLBERG, KENT & AMY dba NEW DIMENSION | \$6,460          | \$6,460            | \$0              | \$0                                 | 0.00%         |
| DEVELOPMENT GROUP INC                  | \$54,520         | \$54,520           | \$54,520         | \$0                                 | 100.00%       |
| FAIR PLAY SCOREBOARDS                  | \$17,694         | \$17,694           | \$17,694         | \$0                                 | 100.00%       |
| FISHER SCIENCE EDUCATION               | \$25,951         | \$25,951           | \$25,951         | \$0                                 | 100.00%       |
| FLINN SCIENTIFIC INC                   | \$12,970         | \$12,970           | \$12,970         | \$0                                 | 100.00%       |
| GIANNELLI ELECTRIC INC                 | \$19,380         | \$19,380           | \$0              | \$0                                 | 0.00%         |
| PROFESSIONAL TURF SPECIALTIES          | \$23,460         | \$23,460           | \$23,460         | \$0                                 | 100.00%       |
| WW GRAINGER INC                        | \$4,081          | \$4,081            | \$4,081          | \$0                                 | 100.00%       |
|  | <b>\$566,004</b> | <b>\$564,979</b>   | <b>\$539,138</b> | <b>\$0</b>                          | <b>95.25%</b> |

**3. Program and Construction Management**

**3.01 Program Management Fees**

|                               |                    |                    |                    |                 |               |
|-------------------------------|--------------------|--------------------|--------------------|-----------------|---------------|
| UNCOMMITTED                   | \$1                | \$0                | \$0                | \$0             |               |
| CUMMING CONSTRUCTION MGMT INC | \$1,530,706        | \$1,530,706        | \$1,498,962        | \$11,451        | 97.93%        |
|                               | <b>\$1,530,706</b> | <b>\$1,530,706</b> | <b>\$1,498,962</b> | <b>\$11,451</b> | <b>97.93%</b> |

**3.02 Construction Management Fees**

|                     |                    |                    |                    |            |                |
|---------------------|--------------------|--------------------|--------------------|------------|----------------|
| UNCOMMITTED         | \$0                | \$0                | \$0                | \$0        |                |
| ARCADIS U.S. INC    | \$2,251,362        | \$2,251,362        | \$2,251,362        | \$0        | 100.00%        |
| CORDOBA CORPORATION | \$90,336           | \$90,336           | \$90,336           | \$0        | 100.00%        |
|                     | <b>\$2,341,698</b> | <b>\$2,341,698</b> | <b>\$2,341,698</b> | <b>\$0</b> | <b>100.00%</b> |

**4. Construction Support Costs**

**4.02 Title, Environmental, Stormwater Management**

|                                    |                 |                 |                 |            |                |
|------------------------------------|-----------------|-----------------|-----------------|------------|----------------|
| UNCOMMITTED                        | \$0             | \$0             | \$0             | \$0        |                |
| CHICAGO TITLE COMPANY              | \$1,500         | \$1,500         | \$1,500         | \$0        | 100.00%        |
| CITY OF ORANGE (PUBLIC WORKS)      | \$71            | \$71            | \$71            | \$0        | 100.00%        |
| CITY OF ORANGE (WATER DIVISION)    | \$10,942        | \$10,942        | \$10,942        | \$0        | 100.00%        |
| ENVIRONMENTAL AUDIT INC            | \$8,548         | \$8,548         | \$8,548         | \$0        | 100.00%        |
| OUSD COST OF INTEREST DISTRIBUTION | \$0             | \$0             | \$0             | \$0        |                |
|                                    | <b>\$21,060</b> | <b>\$21,060</b> | <b>\$21,060</b> | <b>\$0</b> | <b>100.00%</b> |

**4.03 Commissioning**

|                     |                 |                 |                 |            |               |
|---------------------|-----------------|-----------------|-----------------|------------|---------------|
| UNCOMMITTED         | \$0             | \$0             | \$0             | \$0        |               |
| P2S ENGINEERING INC | \$30,459        | \$30,459        | \$29,169        | \$0        | 95.76%        |
|                     | <b>\$30,460</b> | <b>\$30,459</b> | <b>\$29,169</b> | <b>\$0</b> | <b>95.76%</b> |

**4.05 DSA Review Fees**

|             |     |     |     |     |  |
|-------------|-----|-----|-----|-----|--|
| UNCOMMITTED | \$0 | \$0 | \$0 | \$0 |  |
|-------------|-----|-----|-----|-----|--|



**Measure S Bond Program**  
**Financial Report for November 2022**  
**Budget vs Actuals by School and Budget Category with Vendor Detail**

QSS Data thru 11/30/2022

|  | Budget           | Contracted to Date | Expended to Date | Quarterly Expense Oct '22 - Dec '22 | % Expended     |
|--|------------------|--------------------|------------------|-------------------------------------|----------------|
| DIVISION OF STATE ARCHITECT                                  | \$346,284        | \$346,284          | \$346,284        | \$39,946                            | 100.00%        |
|  | <b>\$346,284</b> | <b>\$346,284</b>   | <b>\$346,284</b> | <b>\$39,946</b>                     | <b>100.00%</b> |
| <b>4.06 Postage, Printing &amp; Advertising</b>              |                  |                    |                  |                                     |                |
| UNCOMMITTED  | \$0              | \$0                | \$0              | \$0                                 |                |
| AMERICAN REPROGRAPHICS CO LLC                                | \$19,155         | \$19,155           | \$19,155         | \$0                                 | 100.00%        |
| SOUTHERN CALIFORNIA NEWS GROUP                               | \$2,024          | \$2,024            | \$2,024          | \$0                                 | 100.00%        |
|  | <b>\$21,179</b>  | <b>\$21,179</b>    | <b>\$21,179</b>  | <b>\$0</b>                          | <b>100.00%</b> |
| <b>4.07 DSA Inspection (IOR)</b>                             |                  |                    |                  |                                     |                |
| UNCOMMITTED  | \$22,561         | \$0                | \$0              | \$0                                 |                |
| BPI INSPECTION SERVICE                                       | \$339,474        | \$339,474          | \$320,224        | \$0                                 | 94.33%         |
|  | <b>\$362,035</b> | <b>\$339,474</b>   | <b>\$320,224</b> | <b>\$0</b>                          | <b>88.45%</b>  |
| <b>4.08 DSA Construction Phase Testing (LOR)</b>             |                  |                    |                  |                                     |                |
| UNCOMMITTED  | \$0              | \$0                | \$0              | \$0                                 |                |
| KOURY ENGINEERING & TESTING INC (Geotechnical Engineering)   | \$627,718        | \$627,718          | \$619,825        | \$0                                 | 98.74%         |
|  | <b>\$627,718</b> | <b>\$627,718</b>   | <b>\$619,825</b> | <b>\$0</b>                          | <b>98.74%</b>  |
| <b>4.09 Relocation</b>                                       |                  |                    |                  |                                     |                |
| UNCOMMITTED  | \$0              | \$0                | \$0              | \$0                                 |                |
| BELTMANN GROUP, INC  | \$5,130          | \$5,130            | \$5,129          | \$0                                 | 99.98%         |
| ULINE INC  | \$1,586          | \$1,586            | \$1,586          | \$0                                 | 100.00%        |
|  | <b>\$6,715</b>   | <b>\$6,715</b>     | <b>\$6,715</b>   | <b>\$0</b>                          | <b>99.99%</b>  |
| <b>4.11 Preliminary Testing (Hazmat, Topo, Geo, etc)</b>     |                  |                    |                  |                                     |                |
| UNCOMMITTED  | \$0              | \$0                | \$0              | \$0                                 |                |
| ALLEGIAN FIRE PROTECTION INC                                 | \$525            | \$525              | \$525            | \$0                                 | 100.00%        |
| CALIFORNIA GEOLOGICAL SURVEY (Geology and Seismology Review) | \$3,600          | \$3,600            | \$3,600          | \$0                                 | 100.00%        |
| ENVIRONMENTAL NETWORK CORPORATION                            | \$14,132         | \$14,132           | \$14,132         | \$0                                 | 100.00%        |
| HARLEY ELLIS DEVEREAUX                                       | \$14,908         | \$14,908           | \$14,908         | \$0                                 | 100.00%        |
| NINYO & MOORE  | \$29,771         | \$29,771           | \$29,771         | \$0                                 | 100.00%        |
| PCA ARBORISTS & CONSULTANTS INC                              | \$1,569          | \$1,569            | \$1,569          | \$0                                 | 100.00%        |
| THE CONVERSE PROFESSIONAL GROUP (Soils Investigation)        | \$30,640         | \$30,640           | \$30,640         | \$0                                 | 100.00%        |
|  | <b>\$95,145</b>  | <b>\$95,145</b>    | <b>\$95,145</b>  | <b>\$0</b>                          | <b>100.00%</b> |
| <b>4.12 Utility Connection Fees (Local Permits)</b>          |                  |                    |                  |                                     |                |
| UNCOMMITTED  | \$0              | \$0                | \$0              | \$0                                 |                |
| DIVISION OF STATE ARCHITECT                                  | \$0              | \$0                | \$0              | \$0                                 |                |
| SOUTHERN CALIFORNIA EDISON                                   | \$3,665          | \$3,665            | \$3,665          | \$0                                 | 100.00%        |
| STATE WATER RESOURCES CONTROL BOARD (SWRCB)                  | \$1,593          | \$1,593            | \$1,593          | \$0                                 | 100.00%        |
|  | <b>\$5,258</b>   | <b>\$5,258</b>     | <b>\$5,258</b>   | <b>\$0</b>                          | <b>100.00%</b> |
| <b>4.13 FF&amp;E (Laboratory Tables and Chairs, other)</b>   |                  |                    |                  |                                     |                |
| UNCOMMITTED  | \$0              | \$0                | \$0              | \$0                                 |                |
| AMS.NET  | \$3,754          | \$3,754            | \$3,754          | \$0                                 | 100.00%        |
| CDW GOVERNMENT INC   | \$64,325         | \$64,325           | \$64,325         | \$0                                 | 100.00%        |
| FISHER SCIENCE EDUCATION                                     | \$5,827          | \$5,827            | \$5,827          | \$0                                 | 100.00%        |



**Measure S Bond Program**  
**Financial Report for November 2022**  
**Budget vs Actuals by School and Budget Category with Vendor Detail**

QSS Data thru 11/30/2022

|   | Budget              | Contracted to Date  | Expended to Date    | Quarterly Expense Oct '22 - Dec '22 | % Expended    |
|---|---------------------|---------------------|---------------------|-------------------------------------|---------------|
| FLINN SCIENTIFIC INC  | \$2,081             | \$2,081             | \$2,081             | \$0                                 | 100.00%       |
| GORM  | \$10,695            | \$10,695            | \$10,695            | \$0                                 | 100.00%       |
| HILLYARD INC  | \$9,910             | \$9,910             | \$9,910             | \$0                                 | 100.00%       |
| INTER-PACIFIC INC   | \$9,256             | \$9,256             | \$9,256             | \$0                                 | 100.00%       |
| SIERRA SCHOOL EQUIPMENT COMPANY                                   | \$519,971           | \$519,971           | \$516,146           | \$0                                 | 99.26%        |
| TURTLE STORAGE dba AMERICAN BICYCLE CO                            | \$6,314             | \$6,314             | \$6,314             | \$0                                 | 100.00%       |
| VWR INTERNATIONAL LLC   | \$47,922            | \$47,922            | \$47,922            | \$0                                 | 100.00%       |
|   | <b>\$680,054</b>    | <b>\$680,054</b>    | <b>\$676,229</b>    | <b>\$0</b>                          | <b>99.44%</b> |
| <b>4.15 Miscellaneous Fees</b>                                    |                     |                     |                     |                                     |               |
| UNCOMMITTED   | \$5,300             | \$0                 | \$0                 | \$0                                 |               |
| OUSD COST OF INTEREST DISTRIBUTION                                | \$55,233            | \$55,233            | \$55,233            | \$0                                 | 100.00%       |
|   | <b>\$60,533</b>     | <b>\$55,233</b>     | <b>\$55,233</b>     | <b>\$0</b>                          | <b>91.24%</b> |
| <b>Total 391-9520 El Modena HS Science Center (DSA 04-117098)</b> | <b>\$35,904,382</b> | <b>\$35,737,490</b> | <b>\$34,289,674</b> | <b>\$51,397</b>                     | <b>95.50%</b> |
| <b>391-9520 El Modena HS Phase II (DSA 04-120032)</b>             |                     |                     |                     |                                     |               |
| <b>1. Design Cost</b>   |                     |                     |                     |                                     |               |
| <b>1.01 Architect</b>   |                     |                     |                     |                                     |               |
| UNCOMMITTED   | \$222,382           | \$0                 | \$0                 | \$0                                 |               |
| HARLEY ELLIS DEVEREAUX  | \$1,918,220         | \$1,918,220         | \$1,426,585         | \$54,963                            | 74.37%        |
|   | <b>\$2,140,602</b>  | <b>\$1,918,220</b>  | <b>\$1,426,585</b>  | <b>\$54,963</b>                     | <b>66.64%</b> |
| <b>2. Construction Cost</b>                                       |                     |                     |                     |                                     |               |
| <b>2.01 Construction</b>  |                     |                     |                     |                                     |               |
| UNCOMMITTED   | \$26,037,471        | \$0                 | \$0                 | \$0                                 |               |
|   | <b>\$26,037,471</b> | <b>\$0</b>          | <b>\$0</b>          | <b>\$0</b>                          | <b>0.00%</b>  |
| <b>2.02 OFCI and Other Construction</b>                           |                     |                     |                     |                                     |               |
| UNCOMMITTED   | \$250,000           | \$0                 | \$0                 | \$0                                 |               |
|   | <b>\$250,000</b>    | <b>\$0</b>          | <b>\$0</b>          | <b>\$0</b>                          | <b>0.00%</b>  |
| <b>3. Program and Construction Management</b>                     |                     |                     |                     |                                     |               |
| <b>3.01 Program Management Fees</b>                               |                     |                     |                     |                                     |               |
| UNCOMMITTED   | \$457,440           | \$0                 | \$0                 | \$0                                 |               |
| CUMMING CONSTRUCTION MGMT INC                                     | \$320,680           | \$320,680           | \$169,714           | \$35,609                            | 52.92%        |
|   | <b>\$778,120</b>    | <b>\$320,680</b>    | <b>\$169,714</b>    | <b>\$35,609</b>                     | <b>21.81%</b> |
| <b>3.02 Construction Management Fees</b>                          |                     |                     |                     |                                     |               |
| UNCOMMITTED   | \$589,695           | \$0                 | \$0                 | \$0                                 |               |
| CORDOBA CORPORATION   | \$503,894           | \$503,894           | \$172,239           | \$25,295                            | 34.18%        |
|   | <b>\$1,093,589</b>  | <b>\$503,894</b>    | <b>\$172,239</b>    | <b>\$25,295</b>                     | <b>15.75%</b> |
| <b>4. Construction Support Costs</b>                              |                     |                     |                     |                                     |               |
| <b>4.01 Rental</b>  |                     |                     |                     |                                     |               |



**Measure S Bond Program**  
**Financial Report for November 2022**  
**Budget vs Actuals by School and Budget Category with Vendor Detail**

QSS Data thru 11/30/2022

|  | Budget           | Contracted to Date | Expended to Date | Quarterly Expense Oct '22 - Dec '22 | % Expended    |
|--|------------------|--------------------|------------------|-------------------------------------|---------------|
| UNCOMMITTED  | \$250,000        | \$0                | \$0              | \$0                                 |               |
|  | <b>\$250,000</b> | <b>\$0</b>         | <b>\$0</b>       | <b>\$0</b>                          | <b>0.00%</b>  |
| <b>4.02 Title, Environmental, Stormwater Management</b>    |                  |                    |                  |                                     |               |
| UNCOMMITTED  | \$52,410         | \$0                | \$0              | \$0                                 |               |
| ENVIRONMENTAL AUDIT INC                                    | \$7,590          | \$7,590            | \$3,178          | \$0                                 | 41.87%        |
|  | <b>\$60,000</b>  | <b>\$7,590</b>     | <b>\$3,178</b>   | <b>\$0</b>                          | <b>5.30%</b>  |
| <b>4.03 Commissioning</b>                                  |                  |                    |                  |                                     |               |
| UNCOMMITTED  | \$7,060          | \$0                | \$0              | \$0                                 |               |
| P2S ENGINEERING INC  | \$52,940         | \$52,940           | \$11,100         | \$0                                 | 20.97%        |
|  | <b>\$60,000</b>  | <b>\$52,940</b>    | <b>\$11,100</b>  | <b>\$0</b>                          | <b>18.50%</b> |
| <b>4.05 DSA Review Fees</b>                                |                  |                    |                  |                                     |               |
| UNCOMMITTED  | \$137,250        | \$0                | \$0              | \$0                                 |               |
| DIVISION OF STATE ARCHITECT                                | \$212,750        | \$212,750          | \$212,750        | \$0                                 | 100.00%       |
|  | <b>\$350,000</b> | <b>\$212,750</b>   | <b>\$212,750</b> | <b>\$0</b>                          | <b>60.79%</b> |
| <b>4.06 Postage, Printing &amp; Advertising</b>            |                  |                    |                  |                                     |               |
| UNCOMMITTED  | \$4,500          | \$0                | \$0              | \$0                                 |               |
| AMERICAN REPROGRAPHICS CO LLC                              | \$12,000         | \$12,000           | \$2,955          | \$2,955                             | 24.63%        |
| SOUTHERN CALIFORNIA NEWS GROUP                             | \$3,500          | \$3,500            | \$0              | \$0                                 | 0.00%         |
|  | <b>\$20,000</b>  | <b>\$15,500</b>    | <b>\$2,955</b>   | <b>\$2,955</b>                      | <b>14.78%</b> |
| <b>4.07 DSA Inspection (IOR)</b>                           |                  |                    |                  |                                     |               |
| UNCOMMITTED  | \$662,530        | \$0                | \$0              | \$0                                 |               |
|  | <b>\$662,530</b> | <b>\$0</b>         | <b>\$0</b>       | <b>\$0</b>                          | <b>0.00%</b>  |
| <b>4.08 DSA Construction Phase Testing (LOR)</b>           |                  |                    |                  |                                     |               |
| UNCOMMITTED  | \$662,530        | \$0                | \$0              | \$0                                 |               |
|  | <b>\$662,530</b> | <b>\$0</b>         | <b>\$0</b>       | <b>\$0</b>                          | <b>0.00%</b>  |
| <b>4.09 Relocation</b>                                     |                  |                    |                  |                                     |               |
| UNCOMMITTED  | \$13,750         | \$0                | \$0              | \$0                                 |               |
| BELTMANN GROUP, INC  | \$0              | \$0                | \$0              | \$0                                 |               |
| CLEAN EARTH ENVIRONMENTAL                                  | \$5,000          | \$5,000            | \$0              | \$0                                 | 0.00%         |
| ULINE INC  | \$1,250          | \$1,250            | \$0              | \$0                                 | 0.00%         |
|  | <b>\$20,000</b>  | <b>\$6,250</b>     | <b>\$0</b>       | <b>\$0</b>                          | <b>0.00%</b>  |
| <b>4.11 Preliminary Testing (Hazmat, Topo, Geo, etc)</b>   |                  |                    |                  |                                     |               |
| UNCOMMITTED  | \$15,611         | \$0                | \$0              | \$0                                 |               |
| ARMSTRONG & BROOKS CONSULTING ENG                          | \$4,940          | \$4,940            | \$4,940          | \$0                                 | 100.00%       |
| GROUP DELTA CONSULTANTS INC                                | \$17,100         | \$17,100           | \$10,004         | \$0                                 | 58.50%        |
| KOURY ENGINEERING & TESTING INC (Geotechnical Engineering) | \$22,350         | \$22,350           | \$22,350         | \$0                                 | 100.00%       |
|  | <b>\$60,001</b>  | <b>\$44,390</b>    | <b>\$37,294</b>  | <b>\$0</b>                          | <b>62.16%</b> |
| <b>4.12 Utility Connection Fees (Local Permits)</b>        |                  |                    |                  |                                     |               |
| UNCOMMITTED  | \$32,100         | \$0                | \$0              | \$0                                 |               |
|  | <b>\$32,100</b>  | <b>\$0</b>         | <b>\$0</b>       | <b>\$0</b>                          | <b>0.00%</b>  |



**Measure S Bond Program**  
**Financial Report for November 2022**  
**Budget vs Actuals by School and Budget Category with Vendor Detail**

QSS Data thru 11/30/2022

|  | Budget              | Contracted to Date  | Expended to Date    | Quarterly Expense Oct '22 - Dec '22 | % Expended     |
|--|---------------------|---------------------|---------------------|-------------------------------------|----------------|
| <b>4.13 FF&amp;E (Laboratory Tables and Chairs, other)</b>               |                     |                     |                     |                                     |                |
| UNCOMMITTED  | \$600,000           | \$0                 | \$0                 | \$0                                 |                |
|  | <b>\$600,000</b>    | <b>\$0</b>          | <b>\$0</b>          | <b>\$0</b>                          | <b>0.00%</b>   |
| <b>4.15 Miscellaneous Fees</b>   |                     |                     |                     |                                     |                |
| UNCOMMITTED  | \$84,409            | \$0                 | \$0                 | \$0                                 |                |
| OUSD COST OF INTEREST DISTRIBUTION                                       | \$591               | \$591               | \$591               | \$0                                 | 100.00%        |
|  | <b>\$85,000</b>     | <b>\$591</b>        | <b>\$591</b>        | <b>\$0</b>                          | <b>0.70%</b>   |
| <b>5. Contingency</b>  |                     |                     |                     |                                     |                |
| <b>5.01 Construction Contingency</b>                                     |                     |                     |                     |                                     |                |
| UNCOMMITTED  | \$2,893,052         | \$0                 | \$0                 | \$0                                 |                |
|  | <b>\$2,893,052</b>  | <b>\$0</b>          | <b>\$0</b>          | <b>\$0</b>                          | <b>0.00%</b>   |
| <b>5.02 Project Contingency</b>  |                     |                     |                     |                                     |                |
| UNCOMMITTED  | \$451,066           | \$0                 | \$0                 | \$0                                 |                |
|  | <b>\$451,066</b>    | <b>\$0</b>          | <b>\$0</b>          | <b>\$0</b>                          | <b>0.00%</b>   |
| <b>Total 391-9520 El Modena HS Phase II (DSA 04-120032)</b>              | <b>\$36,506,062</b> | <b>\$3,082,805</b>  | <b>\$2,036,406</b>  | <b>\$118,822</b>                    | <b>5.58%</b>   |
| <b>391-9520 El Modena HS Quad Shade Structures (DSA 04-119124)</b>       |                     |                     |                     |                                     |                |
| <b>1. Design Cost</b>  |                     |                     |                     |                                     |                |
| <b>1.01 Architect</b>  |                     |                     |                     |                                     |                |
| UNCOMMITTED  | \$0                 | \$0                 | \$0                 | \$0                                 |                |
| HARLEY ELLIS DEVEREAUX   | \$79,340            | \$79,340            | \$0                 | \$0                                 | 0.00%          |
|  | <b>\$79,340</b>     | <b>\$79,340</b>     | <b>\$0</b>          | <b>\$0</b>                          | <b>0.00%</b>   |
| <b>4. Construction Support Costs</b>                                     |                     |                     |                     |                                     |                |
| <b>4.05 DSA Review Fees</b>  |                     |                     |                     |                                     |                |
| UNCOMMITTED  | \$0                 | \$0                 | \$0                 | \$0                                 |                |
| DIVISION OF STATE ARCHITECT  | \$9,650             | \$9,650             | \$9,650             | \$0                                 | 100.00%        |
|  | <b>\$9,650</b>      | <b>\$9,650</b>      | <b>\$9,650</b>      | <b>\$0</b>                          | <b>100.00%</b> |
| <b>4.06 Postage, Printing &amp; Advertising</b>                          |                     |                     |                     |                                     |                |
| UNCOMMITTED  | \$0                 | \$0                 | \$0                 | \$0                                 |                |
| AMERICAN REPROGRAPHICS CO LLC  | \$86                | \$86                | \$86                | \$0                                 | 100.00%        |
|  | <b>\$86</b>         | <b>\$86</b>         | <b>\$86</b>         | <b>\$0</b>                          | <b>100.00%</b> |
| <b>Total 391-9520 El Modena HS Quad Shade Structures (DSA 04-119124)</b> | <b>\$89,076</b>     | <b>\$89,076</b>     | <b>\$9,736</b>      | <b>\$0</b>                          | <b>10.93%</b>  |
| <b>El Modena High School</b>   | <b>\$72,580,699</b> | <b>\$38,990,550</b> | <b>\$36,416,995</b> | <b>\$170,219</b>                    | <b>50.17%</b>  |
| <b>Orange High School</b>  |                     |                     |                     |                                     |                |
| <b>392-0000 Orange HS IP Surveillance Camera and Systems</b>             |                     |                     |                     |                                     |                |



**Measure S Bond Program**  
**Financial Report for November 2022**  
**Budget vs Actuals by School and Budget Category with Vendor Detail**

QSS Data thru 11/30/2022

|  | Budget              | Contracted to Date  | Expended to Date    | Quarterly Expense Oct '22 - Dec '22 | % Expended     |
|--|---------------------|---------------------|---------------------|-------------------------------------|----------------|
| <b>4. Construction Support Costs</b>                               |                     |                     |                     |                                     |                |
| <b>4.13 FF&amp;E (Laboratory Tables and Chairs, other)</b>         |                     |                     |                     |                                     |                |
| UNCOMMITTED  | \$0                 | \$0                 | \$0                 | \$0                                 |                |
| CDW GOVERNMENT INC   | \$53,662            | \$53,662            | \$53,662            | \$0                                 | 100.00%        |
| DIGITAL NETWORKS GROUP INC (F/I IP Camera Software)                | \$13,569            | \$13,569            | \$13,569            | \$0                                 | 100.00%        |
| INTER-PACIFIC INC  | \$34,837            | \$34,837            | \$34,837            | \$0                                 | 100.00%        |
|  | <b>\$102,068</b>    | <b>\$102,068</b>    | <b>\$102,068</b>    | <b>\$0</b>                          | <b>100.00%</b> |
| <b>Total 392-0000 Orange HS IP Surveillance Camera and Systems</b> | <b>\$102,068</b>    | <b>\$102,068</b>    | <b>\$102,068</b>    | <b>\$0</b>                          | <b>100.00%</b> |
| <b>392-9520 Orange HS Science Bldg (DSA 04-116859)</b>             |                     |                     |                     |                                     |                |
| <b>1. Design Cost</b>  |                     |                     |                     |                                     |                |
| <b>1.01 Architect</b>  |                     |                     |                     |                                     |                |
| UNCOMMITTED  | \$0                 | \$0                 | \$0                 | \$0                                 |                |
| LIONAKIS   | \$1,823,594         | \$1,823,594         | \$1,823,594         | \$0                                 | 100.00%        |
|  | <b>\$1,823,594</b>  | <b>\$1,823,594</b>  | <b>\$1,823,594</b>  | <b>\$0</b>                          | <b>100.00%</b> |
| <b>2. Construction Cost</b>  |                     |                     |                     |                                     |                |
| <b>2.01 Construction</b>   |                     |                     |                     |                                     |                |
| UNCOMMITTED  | \$0                 | \$0                 | \$0                 | \$0                                 |                |
| GIANNELLI ELECTRIC INC   | \$14,878            | \$14,878            | \$14,878            | \$0                                 | 100.00%        |
| INTEGRATED DEMOLITION AND REMEDIATION (Abatement and               | \$44,800            | \$44,800            | \$44,800            | \$0                                 | 100.00%        |
| J & A FENCE (Custodial Storage Fencing)                            | \$0                 | \$0                 | \$0                 | \$0                                 |                |
| KYA SERVICES LLC (Install Carpet)                                  | \$0                 | \$0                 | \$0                 | \$0                                 |                |
| OLESH, KEITH (Termite Services)                                    | \$0                 | \$0                 | \$0                 | \$0                                 |                |
| PINNER CONSTRUCTION  | \$27,190,987        | \$27,190,987        | \$27,190,987        | \$0                                 | 100.00%        |
| SOUTHERN CALIFORNIA NEWS GROUP                                     | \$0                 | \$0                 | \$0                 | \$0                                 |                |
| TIME & ALARM SYSTEMS   | \$3,100             | \$3,100             | \$3,100             | \$0                                 | 100.00%        |
| UNIVERSAL ASPHALT CO (Remove and Patch Asphalt)                    | \$6,830             | \$6,830             | \$6,830             | \$0                                 | 100.00%        |
|  | <b>\$27,260,595</b> | <b>\$27,260,595</b> | <b>\$27,260,595</b> | <b>\$0</b>                          | <b>100.00%</b> |
| <b>2.02 OFCI and Other Construction</b>                            |                     |                     |                     |                                     |                |
| UNCOMMITTED  | \$0                 | \$0                 | \$0                 | \$0                                 |                |
| ACCO ENGINEERED SYSTEMS INC  | \$62,883            | \$62,883            | \$62,883            | \$0                                 | 100.00%        |
| AMERICAN REPROGRAPHICS CO LLC                                      | \$8,736             | \$8,736             | \$7,710             | \$0                                 | 88.26%         |
| ARROW RESTAURANT EQUIPMENT   | \$13,432            | \$13,432            | \$13,432            | \$0                                 | 100.00%        |
| BLUE RIBBON TROPHY   | \$1,067             | \$1,067             | \$1,067             | \$0                                 | 100.00%        |
| CAROLINA BIOLOGICAL SUPPLY   | \$5,362             | \$5,362             | \$5,362             | \$0                                 | 100.00%        |
| CITY OF ORANGE (PUBLIC WORKS)                                      | \$2,000             | \$2,000             | \$2,000             | \$0                                 | 100.00%        |
| DAHLBERG, KENT & AMY dba NEW DIMENSION                             | \$63,655            | \$63,655            | \$8,366             | \$0                                 | 13.14%         |
| DEVELOPMENT GROUP INC  | \$37,866            | \$37,866            | \$37,866            | \$0                                 | 100.00%        |
| FISHER SCIENCE EDUCATION   | \$24,863            | \$24,863            | \$24,863            | \$0                                 | 100.00%        |
| FLINN SCIENTIFIC INC   | \$10,263            | \$10,263            | \$10,263            | \$0                                 | 100.00%        |



**Measure S Bond Program**  
**Financial Report for November 2022**  
**Budget vs Actuals by School and Budget Category with Vendor Detail**

QSS Data thru 11/30/2022

|   | Budget           | Contracted to Date | Expended to Date | Quarterly Expense Oct '22 - Dec '22 | % Expended    |
|---|------------------|--------------------|------------------|-------------------------------------|---------------|
| GIANNELLI ELECTRIC INC                  | \$24,684         | \$24,684           | \$24,684         | \$0                                 | 100.00%       |
| GRUETT TREE CO INC (Removal of Trees)   | \$7,625          | \$7,625            | \$7,625          | \$0                                 | 100.00%       |
| HISCO INC                               | \$7,500          | \$7,500            | \$0              | \$0                                 | 0.00%         |
| INTER-PACIFIC INC                       | \$6,585          | \$6,585            | \$6,585          | \$0                                 | 100.00%       |
| J & A FENCE (Custodial Storage Fencing) | \$6,885          | \$6,885            | \$6,885          | \$0                                 | 100.00%       |
| KYA SERVICES LLC (Install Carpet)       | \$0              | \$0                | \$0              | \$0                                 |               |
| OLESH, KEITH (Termite Services)         | \$1,500          | \$1,500            | \$1,500          | \$0                                 | 100.00%       |
| SOUTHERN CALIFORNIA NEWS GROUP          | \$0              | \$0                | \$0              | \$0                                 |               |
| TRIMARK RAYGAL LLC                      | \$0              | \$0                | \$0              | \$0                                 |               |
| VORTEX INDUSTRIES, INC.                 | \$6,804          | \$6,804            | \$6,804          | \$0                                 | 100.00%       |
| WW GRAINGER INC                         | \$2,292          | \$2,292            | \$2,292          | \$0                                 | 100.00%       |
|   | <b>\$294,001</b> | <b>\$294,001</b>   | <b>\$230,186</b> | <b>\$0</b>                          | <b>78.29%</b> |

**3. Program and Construction Management**

**3.01 Program Management Fees**

|                               |                  |                  |                  |            |                |
|-------------------------------|------------------|------------------|------------------|------------|----------------|
| UNCOMMITTED                   | \$0              | \$0              | \$0              | \$0        |                |
| CUMMING CONSTRUCTION MGMT INC | \$979,395        | \$979,395        | \$979,395        | \$0        | 100.00%        |
|                               | <b>\$979,395</b> | <b>\$979,395</b> | <b>\$979,395</b> | <b>\$0</b> | <b>100.00%</b> |

**3.02 Construction Management Fees**

|                             |                    |                    |                    |            |                |
|-----------------------------|--------------------|--------------------|--------------------|------------|----------------|
| UNCOMMITTED                 | \$0                | \$0                | \$0                | \$0        |                |
| BALFOUR BEATTY CONSTRUCTION | \$1,755,159        | \$1,755,159        | \$1,755,159        | \$0        | 100.00%        |
| CORDOBA CORPORATION         | \$86,434           | \$86,434           | \$86,434           | \$0        | 100.00%        |
|                             | <b>\$1,841,593</b> | <b>\$1,841,593</b> | <b>\$1,841,593</b> | <b>\$0</b> | <b>100.00%</b> |

**4. Construction Support Costs**

**4.02 Title, Environmental, Stormwater Management**

|   |                 |                 |                 |            |                |
|---|-----------------|-----------------|-----------------|------------|----------------|
| UNCOMMITTED                                 | \$0             | \$0             | \$0             | \$0        |                |
| CHICAGO TITLE COMPANY                       | \$1,500         | \$1,500         | \$1,500         | \$0        | 100.00%        |
| PLACEWORKS INC                              | \$52,231        | \$52,231        | \$52,231        | \$0        | 100.00%        |
| STATE WATER RESOURCES CONTROL BOARD (SWRCB) | \$726           | \$726           | \$726           | \$0        | 100.00%        |
|   | <b>\$54,457</b> | <b>\$54,457</b> | <b>\$54,457</b> | <b>\$0</b> | <b>100.00%</b> |

**4.03 Commissioning**

|                     |                 |                 |                 |            |                |
|---------------------|-----------------|-----------------|-----------------|------------|----------------|
| UNCOMMITTED         | \$0             | \$0             | \$0             | \$0        |                |
| P2S ENGINEERING INC | \$30,663        | \$30,663        | \$30,663        | \$0        | 100.00%        |
|                     | <b>\$30,663</b> | <b>\$30,663</b> | <b>\$30,663</b> | <b>\$0</b> | <b>100.00%</b> |

**4.05 DSA Review Fees**

|                             |                  |                  |                  |            |                |
|-----------------------------|------------------|------------------|------------------|------------|----------------|
| UNCOMMITTED                 | \$0              | \$0              | \$0              | \$0        |                |
| DIVISION OF STATE ARCHITECT | \$342,871        | \$342,871        | \$342,871        | \$0        | 100.00%        |
| OUSD REVOLVING CASH         | \$500            | \$500            | \$500            | \$0        | 100.00%        |
|                             | <b>\$343,371</b> | <b>\$343,371</b> | <b>\$343,371</b> | <b>\$0</b> | <b>100.00%</b> |

**4.06 Postage, Printing & Advertising**





**Measure S Bond Program**  
**Financial Report for November 2022**  
**Budget vs Actuals by School and Budget Category with Vendor Detail**

QSS Data thru 11/30/2022

|  | Budget           | Contracted to Date | Expended to Date | Quarterly Expense Oct '22 - Dec '22 | % Expended     |
|--|------------------|--------------------|------------------|-------------------------------------|----------------|
| UNCOMMITTED  | \$0              | \$0                | \$0              | \$0                                 |                |
| AMERICAN REPROGRAPHICS CO LLC                                | \$8,734          | \$8,734            | \$8,734          | \$0                                 | 100.00%        |
| SOUTHERN CALIFORNIA NEWS GROUP                               | \$8,518          | \$8,518            | \$8,518          | \$0                                 | 100.00%        |
|  | <b>\$17,252</b>  | <b>\$17,252</b>    | <b>\$17,252</b>  | <b>\$0</b>                          | <b>100.00%</b> |
| <b>4.07 DSA Inspection (IOR)</b>                             |                  |                    |                  |                                     |                |
| UNCOMMITTED  | \$0              | \$0                | \$0              | \$0                                 |                |
| KNOWLAND CONSTRUCTION SERVICES                               | \$286,404        | \$286,404          | \$286,404        | \$0                                 | 100.00%        |
|  | <b>\$286,404</b> | <b>\$286,404</b>   | <b>\$286,404</b> | <b>\$0</b>                          | <b>100.00%</b> |
| <b>4.08 DSA Construction Phase Testing (LOR)</b>             |                  |                    |                  |                                     |                |
| UNCOMMITTED  | \$0              | \$0                | \$0              | \$0                                 |                |
| NINYO & MOORE  | \$227,848        | \$227,848          | \$227,848        | \$0                                 | 100.00%        |
|  | <b>\$227,848</b> | <b>\$227,848</b>   | <b>\$227,848</b> | <b>\$0</b>                          | <b>100.00%</b> |
| <b>4.09 Relocation</b>                                       |                  |                    |                  |                                     |                |
| UNCOMMITTED  | \$0              | \$0                | \$0              | \$0                                 |                |
| BELTMANN GROUP, INC  | \$4,876          | \$4,876            | \$4,876          | \$0                                 | 100.00%        |
| ULINE INC  | \$3,065          | \$3,065            | \$3,065          | \$0                                 | 100.00%        |
|  | <b>\$7,941</b>   | <b>\$7,941</b>     | <b>\$7,941</b>   | <b>\$0</b>                          | <b>100.00%</b> |
| <b>4.11 Preliminary Testing (Hazmat, Topo, Geo, etc)</b>     |                  |                    |                  |                                     |                |
| UNCOMMITTED  | \$0              | \$0                | \$0              | \$0                                 |                |
| CALIFORNIA GEOLOGICAL SURVEY (Geology and Seismology Review) | \$3,600          | \$3,600            | \$3,600          | \$0                                 | 100.00%        |
| ENVIRONMENTAL NETWORK CORPORATION                            | \$2,590          | \$2,590            | \$2,590          | \$0                                 | 100.00%        |
| KOURY ENGINEERING & TESTING INC (Geotechnical Engineering)   | \$13,300         | \$13,300           | \$13,300         | \$0                                 | 100.00%        |
| PENCO ENGINEERING INC (Topographical Survey Services)        | \$41,070         | \$41,070           | \$41,070         | \$0                                 | 100.00%        |
| RMA GROUP (dba SITESCAN)                                     | \$49,533         | \$49,533           | \$49,533         | \$0                                 | 100.00%        |
|  | <b>\$110,093</b> | <b>\$110,093</b>   | <b>\$110,093</b> | <b>\$0</b>                          | <b>100.00%</b> |
| <b>4.12 Utility Connection Fees (Local Permits)</b>          |                  |                    |                  |                                     |                |
| UNCOMMITTED  | \$0              | \$0                | \$0              | \$0                                 |                |
| CITY OF ORANGE (PUBLIC WORKS)                                | \$2,500          | \$2,500            | \$2,500          | \$0                                 | 100.00%        |
| SOUTHERN CALIFORNIA EDISON                                   | \$6,912          | \$6,912            | \$6,912          | \$0                                 | 100.00%        |
| SOUTHERN CALIFORNIA GAS CO                                   | \$2,124          | \$2,124            | \$2,124          | \$0                                 | 100.00%        |
| STATE WATER RESOURCES CONTROL BOARD (SWRCB)                  | \$553            | \$553              | \$553            | \$0                                 | 100.00%        |
|  | <b>\$12,089</b>  | <b>\$12,089</b>    | <b>\$12,089</b>  | <b>\$0</b>                          | <b>100.00%</b> |
| <b>4.13 FF&amp;E (Laboratory Tables and Chairs, other)</b>   |                  |                    |                  |                                     |                |
| UNCOMMITTED  | \$1              | \$0                | \$0              | \$0                                 |                |
| CDW GOVERNMENT INC   | \$59,658         | \$59,658           | \$59,658         | \$0                                 | 100.00%        |
| CONEXWEST  | \$9,419          | \$9,419            | \$9,419          | \$0                                 | 100.00%        |
| CP PRODUCTS INC  | \$4,834          | \$4,834            | \$4,834          | \$0                                 | 100.00%        |
| DEVELOPMENT GROUP INC  | \$0              | \$0                | \$0              | \$0                                 |                |
| FISHER SCIENCE EDUCATION                                     | \$0              | \$0                | \$0              | \$0                                 |                |
| GORM   | \$12,352         | \$12,352           | \$12,352         | \$0                                 | 100.00%        |
| HILLYARD INC   | \$32,572         | \$32,572           | \$32,572         | \$0                                 | 100.00%        |



**Measure S Bond Program**  
**Financial Report for November 2022**  
**Budget vs Actuals by School and Budget Category with Vendor Detail**

QSS Data thru 11/30/2022

|  | Budget              | Contracted to Date  | Expended to Date    | Quarterly Expense Oct '22 - Dec '22 | % Expended     |
|--|---------------------|---------------------|---------------------|-------------------------------------|----------------|
| INTER-PACIFIC INC  | \$7,904             | \$7,904             | \$7,904             | \$0                                 | 100.00%        |
| PSI DBA WATER VISIONS INC                                    | \$8,527             | \$8,527             | \$8,527             | \$0                                 | 100.00%        |
| SIERRA SCHOOL EQUIPMENT COMPANY                              | \$467,817           | \$467,817           | \$464,248           | \$0                                 | 99.24%         |
| TURTLE STORAGE dba AMERICAN BICYCLE CO                       | \$6,537             | \$6,537             | \$6,537             | \$0                                 | 100.00%        |
| VORTEX INDUSTRIES, INC.                                      | \$0                 | \$0                 | \$0                 | \$0                                 |                |
| VWR INTERNATIONAL LLC  | \$34,314            | \$34,314            | \$34,314            | \$0                                 | 100.00%        |
|  | <b>\$643,935</b>    | <b>\$643,934</b>    | <b>\$640,366</b>    | <b>\$0</b>                          | <b>99.45%</b>  |
| <b>4.15 Miscellaneous Fees</b>                               |                     |                     |                     |                                     |                |
| UNCOMMITTED  | \$10,505            | \$0                 | \$0                 | \$0                                 |                |
| OUSD COST OF INTEREST DISTRIBUTION                           | \$46,720            | \$46,720            | \$46,720            | \$0                                 | 100.00%        |
|  | <b>\$57,225</b>     | <b>\$46,720</b>     | <b>\$46,720</b>     | <b>\$0</b>                          | <b>81.64%</b>  |
| <b>Total 392-9520 Orange HS Science Bldg (DSA 04-116859)</b> | <b>\$33,992,956</b> | <b>\$33,979,950</b> | <b>\$33,912,567</b> | <b>\$0</b>                          | <b>99.76%</b>  |
| <b>392-9520 Orange HS Shade Structure (DSA 04-118351)</b>    |                     |                     |                     |                                     |                |
| <b>1. Design Cost</b>  |                     |                     |                     |                                     |                |
| <b>1.01 Architect</b>  |                     |                     |                     |                                     |                |
| UNCOMMITTED  | \$0                 | \$0                 | \$0                 | \$0                                 |                |
| LIONAKIS   | \$17,317            | \$17,317            | \$17,317            | \$0                                 | 100.00%        |
|  | <b>\$17,317</b>     | <b>\$17,317</b>     | <b>\$17,317</b>     | <b>\$0</b>                          | <b>100.00%</b> |
| <b>2. Construction Cost</b>                                  |                     |                     |                     |                                     |                |
| <b>2.01 Construction</b>                                     |                     |                     |                     |                                     |                |
| UNCOMMITTED  | \$0                 | \$0                 | \$0                 | \$0                                 |                |
| PINNER CONSTRUCTION  | \$113,500           | \$113,500           | \$113,500           | \$0                                 | 100.00%        |
|  | <b>\$113,500</b>    | <b>\$113,500</b>    | <b>\$113,500</b>    | <b>\$0</b>                          | <b>100.00%</b> |
| <b>3. Program and Construction Management</b>                |                     |                     |                     |                                     |                |
| <b>3.01 Program Management Fees</b>                          |                     |                     |                     |                                     |                |
| UNCOMMITTED  | \$0                 | \$0                 | \$0                 | \$0                                 |                |
| CUMMING CONSTRUCTION MGMT INC                                | \$1,838             | \$1,838             | \$1,838             | \$0                                 | 100.00%        |
|  | <b>\$1,838</b>      | <b>\$1,838</b>      | <b>\$1,838</b>      | <b>\$0</b>                          | <b>100.00%</b> |
| <b>3.02 Construction Management Fees</b>                     |                     |                     |                     |                                     |                |
| UNCOMMITTED  | \$0                 | \$0                 | \$0                 | \$0                                 |                |
| BALFOUR BEATTY CONSTRUCTION                                  | \$5,956             | \$5,956             | \$5,956             | \$0                                 | 100.00%        |
|  | <b>\$5,956</b>      | <b>\$5,956</b>      | <b>\$5,956</b>      | <b>\$0</b>                          | <b>100.00%</b> |
| <b>4. Construction Support Costs</b>                         |                     |                     |                     |                                     |                |
| <b>4.05 DSA Review Fees</b>                                  |                     |                     |                     |                                     |                |
| UNCOMMITTED  | \$0                 | \$0                 | \$0                 | \$0                                 |                |
| DIVISION OF STATE ARCHITECT                                  | \$1,873             | \$1,873             | \$1,873             | \$0                                 | 100.00%        |
|  | <b>\$1,873</b>      | <b>\$1,873</b>      | <b>\$1,873</b>      | <b>\$0</b>                          | <b>100.00%</b> |



**Measure S Bond Program**  
**Financial Report for November 2022**  
**Budget vs Actuals by School and Budget Category with Vendor Detail**

QSS Data thru 11/30/2022

|   | Budget             | Contracted to Date | Expended to Date   | Quarterly Expense Oct '22 - Dec '22 | % Expended     |
|---|--------------------|--------------------|--------------------|-------------------------------------|----------------|
| <b>4.07 DSA Inspection (IOR)</b>                                |                    |                    |                    |                                     |                |
| UNCOMMITTED   | \$0                | \$0                | \$0                | \$0                                 |                |
| KNOWLAND CONSTRUCTION SERVICES                                  | \$1,740            | \$1,740            | \$1,740            | \$0                                 | 100.00%        |
|   | <b>\$1,740</b>     | <b>\$1,740</b>     | <b>\$1,740</b>     | <b>\$0</b>                          | <b>100.00%</b> |
| <b>4.08 DSA Construction Phase Testing (LOR)</b>                |                    |                    |                    |                                     |                |
| UNCOMMITTED   | \$0                | \$0                | \$0                | \$0                                 |                |
| NINYO & MOORE   | \$7,408            | \$7,408            | \$7,408            | \$0                                 | 100.00%        |
|   | <b>\$7,408</b>     | <b>\$7,408</b>     | <b>\$7,408</b>     | <b>\$0</b>                          | <b>100.00%</b> |
| <b>Total 392-9520 Orange HS Shade Structure (DSA 04-118351)</b> | <b>\$149,631</b>   | <b>\$149,631</b>   | <b>\$149,631</b>   | <b>\$0</b>                          | <b>100.00%</b> |
| <b>392-9520 Orange HS Site Improvements (DSA 04-116673)</b>     |                    |                    |                    |                                     |                |
| <b>1. Design Cost</b>   |                    |                    |                    |                                     |                |
| <b>1.01 Architect</b>   |                    |                    |                    |                                     |                |
| UNCOMMITTED   | \$0                | \$0                | \$0                | \$0                                 |                |
| LIONAKIS  | \$446,286          | \$446,286          | \$446,286          | \$0                                 | 100.00%        |
| SILVER CREEK INDUSTRIES INC (Engineering for Warming Kitchen    | \$29,682           | \$29,682           | \$29,682           | \$0                                 | 100.00%        |
|   | <b>\$475,968</b>   | <b>\$475,968</b>   | <b>\$475,968</b>   | <b>\$0</b>                          | <b>100.00%</b> |
| <b>2. Construction Cost</b>                                     |                    |                    |                    |                                     |                |
| <b>2.01 Construction</b>  |                    |                    |                    |                                     |                |
| UNCOMMITTED   | \$0                | \$0                | \$0                | \$0                                 |                |
| KYA SERVICES LLC (Install Carpet)                               | \$9,564            | \$9,564            | \$9,564            | \$0                                 | 100.00%        |
| SWINERTON BUILDERS  | \$6,556,428        | \$6,556,428        | \$6,556,428        | \$0                                 | 100.00%        |
| TRIMARK RAYGAL LLC  | \$89,860           | \$89,860           | \$89,860           | \$0                                 | 100.00%        |
|   | <b>\$6,655,852</b> | <b>\$6,655,852</b> | <b>\$6,655,852</b> | <b>\$0</b>                          | <b>100.00%</b> |
| <b>2.02 OFCI and Other Construction</b>                         |                    |                    |                    |                                     |                |
| UNCOMMITTED   | \$0                | \$0                | \$0                | \$0                                 |                |
| ACCO ENGINEERED SYSTEMS INC                                     | \$209,074          | \$209,074          | \$209,074          | \$0                                 | 100.00%        |
|   | <b>\$209,074</b>   | <b>\$209,074</b>   | <b>\$209,074</b>   | <b>\$0</b>                          | <b>100.00%</b> |
| <b>3. Program and Construction Management</b>                   |                    |                    |                    |                                     |                |
| <b>3.01 Program Management Fees</b>                             |                    |                    |                    |                                     |                |
| UNCOMMITTED   | \$0                | \$0                | \$0                | \$0                                 |                |
| BALFOUR BEATTY CONSTRUCTION                                     | \$0                | \$0                | \$0                | \$0                                 |                |
| CUMMING CONSTRUCTION MGMT INC                                   | \$115,479          | \$115,479          | \$115,479          | \$0                                 | 100.00%        |
|   | <b>\$115,479</b>   | <b>\$115,479</b>   | <b>\$115,479</b>   | <b>\$0</b>                          | <b>100.00%</b> |
| <b>3.02 Construction Management Fees</b>                        |                    |                    |                    |                                     |                |
| UNCOMMITTED   | \$0                | \$0                | \$0                | \$0                                 |                |
| BALFOUR BEATTY CONSTRUCTION                                     | \$296,554          | \$296,554          | \$296,554          | \$0                                 | 100.00%        |
|   | <b>\$296,554</b>   | <b>\$296,554</b>   | <b>\$296,554</b>   | <b>\$0</b>                          | <b>100.00%</b> |



**Measure S Bond Program**  
**Financial Report for November 2022**  
**Budget vs Actuals by School and Budget Category with Vendor Detail**

QSS Data thru 11/30/2022

|   | Budget             | Contracted to Date | Expended to Date   | Quarterly Expense Oct '22 - Dec '22 | % Expended     |
|---|--------------------|--------------------|--------------------|-------------------------------------|----------------|
| <b>4. Construction Support Costs</b>                              |                    |                    |                    |                                     |                |
| <b>4.02 Title, Environmental, Stormwater Management</b>           |                    |                    |                    |                                     |                |
| UNCOMMITTED   | \$0                | \$0                | \$0                | \$0                                 |                |
| ORANGE COUNTY HEALTH CARE AGENCY                                  | \$1,470            | \$1,470            | \$1,470            | \$0                                 | 100.00%        |
|   | <b>\$1,470</b>     | <b>\$1,470</b>     | <b>\$1,470</b>     | <b>\$0</b>                          | <b>100.00%</b> |
| <b>4.03 Commissioning</b>   |                    |                    |                    |                                     |                |
| UNCOMMITTED   | \$0                | \$0                | \$0                | \$0                                 |                |
| P2S ENGINEERING INC   | \$4,667            | \$4,667            | \$4,667            | \$0                                 | 100.00%        |
|   | <b>\$4,667</b>     | <b>\$4,667</b>     | <b>\$4,667</b>     | <b>\$0</b>                          | <b>100.00%</b> |
| <b>4.05 DSA Review Fees</b>                                       |                    |                    |                    |                                     |                |
| UNCOMMITTED   | \$0                | \$0                | \$0                | \$0                                 |                |
| DIVISION OF STATE ARCHITECT                                       | \$94,585           | \$94,585           | \$94,585           | \$0                                 | 100.00%        |
|   | <b>\$94,585</b>    | <b>\$94,585</b>    | <b>\$94,585</b>    | <b>\$0</b>                          | <b>100.00%</b> |
| <b>4.06 Postage, Printing &amp; Advertising</b>                   |                    |                    |                    |                                     |                |
| UNCOMMITTED   | \$0                | \$0                | \$0                | \$0                                 |                |
| AMERICAN REPROGRAPHICS CO LLC                                     | \$7,630            | \$7,630            | \$7,630            | \$0                                 | 100.00%        |
| SOUTHERN CALIFORNIA NEWS GROUP                                    | \$1,264            | \$1,264            | \$1,264            | \$0                                 | 100.00%        |
|   | <b>\$8,894</b>     | <b>\$8,894</b>     | <b>\$8,894</b>     | <b>\$0</b>                          | <b>100.00%</b> |
| <b>4.07 DSA Inspection (IOR)</b>                                  |                    |                    |                    |                                     |                |
| UNCOMMITTED   | \$0                | \$0                | \$0                | \$0                                 |                |
| KNOWLAND CONSTRUCTION SERVICES                                    | \$96,985           | \$96,985           | \$96,985           | \$0                                 | 100.00%        |
|   | <b>\$96,985</b>    | <b>\$96,985</b>    | <b>\$96,985</b>    | <b>\$0</b>                          | <b>100.00%</b> |
| <b>4.08 DSA Construction Phase Testing (LOR)</b>                  |                    |                    |                    |                                     |                |
| UNCOMMITTED   | \$0                | \$0                | \$0                | \$0                                 |                |
| NINYO & MOORE   | \$112,544          | \$112,544          | \$112,544          | \$0                                 | 100.00%        |
|   | <b>\$112,544</b>   | <b>\$112,544</b>   | <b>\$112,544</b>   | <b>\$0</b>                          | <b>100.00%</b> |
| <b>4.11 Preliminary Testing (Hazmat, Topo, Geo, etc)</b>          |                    |                    |                    |                                     |                |
| UNCOMMITTED   | \$0                | \$0                | \$0                | \$0                                 |                |
| ENVIRONMENTAL NETWORK CORPORATION                                 | \$9,012            | \$9,012            | \$9,012            | \$0                                 | 100.00%        |
|   | <b>\$9,012</b>     | <b>\$9,012</b>     | <b>\$9,012</b>     | <b>\$0</b>                          | <b>100.00%</b> |
| <b>Total 392-9520 Orange HS Site Improvements (DSA 04-116673)</b> | <b>\$8,081,083</b> | <b>\$8,081,083</b> | <b>\$8,081,083</b> | <b>\$0</b>                          | <b>100.00%</b> |
| <b>392-9520 Orange HS Phase II (DSA 04-120151)</b>                |                    |                    |                    |                                     |                |
| <b>1. Design Cost</b>   |                    |                    |                    |                                     |                |
| <b>1.01 Architect</b>   |                    |                    |                    |                                     |                |
| UNCOMMITTED   | \$236,374          | \$0                | \$0                | \$0                                 |                |
| LIONAKIS  | \$1,407,545        | \$1,407,545        | \$1,017,544        | -\$120,091                          | 72.29%         |
|   | <b>\$1,643,919</b> | <b>\$1,407,545</b> | <b>\$1,017,544</b> | <b>-\$120,091</b>                   | <b>61.90%</b>  |
| <b>2. Construction Cost</b>                                       |                    |                    |                    |                                     |                |



**Measure S Bond Program**  
**Financial Report for November 2022**  
**Budget vs Actuals by School and Budget Category with Vendor Detail**

QSS Data thru 11/30/2022

|   | Budget              | Contracted to Date | Expended to Date | Quarterly Expense Oct '22 - Dec '22 | % Expended    |
|---|---------------------|--------------------|------------------|-------------------------------------|---------------|
| <b>2.01 Construction</b>                                |                     |                    |                  |                                     |               |
| UNCOMMITTED   | \$19,969,000        | \$0                | \$0              | \$0                                 |               |
|   | <b>\$19,969,000</b> | <b>\$0</b>         | <b>\$0</b>       | <b>\$0</b>                          | <b>0.00%</b>  |
| <b>2.02 OFCI and Other Construction - Swing Space</b>   |                     |                    |                  |                                     |               |
| UNCOMMITTED   | \$326,857           | \$0                | \$0              | \$0                                 |               |
| DAHLBERG, KENT & AMY dba NEW DIMENSION                  | \$157,733           | \$157,733          | \$99,066         | \$0                                 | 62.81%        |
| GIANNELLI ELECTRIC INC                                  | \$15,816            | \$15,816           | \$6,648          | \$0                                 | 42.03%        |
|   | <b>\$500,406</b>    | <b>\$173,549</b>   | <b>\$105,714</b> | <b>\$0</b>                          | <b>21.13%</b> |
| <b>3. Program and Construction Management</b>           |                     |                    |                  |                                     |               |
| <b>3.01 Program Management Fees</b>                     |                     |                    |                  |                                     |               |
| UNCOMMITTED   | \$321,632           | \$0                | \$0              | \$0                                 |               |
| CUMMING CONSTRUCTION MGMT INC                           | \$400,909           | \$400,909          | \$215,397        | \$43,078                            | 53.73%        |
|   | <b>\$722,541</b>    | <b>\$400,909</b>   | <b>\$215,397</b> | <b>\$43,078</b>                     | <b>29.81%</b> |
| <b>3.02 Construction Management Fees</b>                |                     |                    |                  |                                     |               |
| UNCOMMITTED   | \$559,137           | \$0                | \$0              | \$0                                 |               |
| CORDOBA CORPORATION                                     | \$556,512           | \$556,512          | \$157,246        | \$14,900                            | 28.26%        |
|   | <b>\$1,115,649</b>  | <b>\$556,512</b>   | <b>\$157,246</b> | <b>\$14,900</b>                     | <b>14.09%</b> |
| <b>4. Construction Support Costs</b>                    |                     |                    |                  |                                     |               |
| <b>4.01 Rentals</b>                                     |                     |                    |                  |                                     |               |
| UNCOMMITTED   | \$200,000           | \$0                | \$0              | \$0                                 |               |
| MOBILE MINI   | \$17,699            | \$17,699           | \$5,762          | \$885                               | 32.55%        |
|   | <b>\$217,699</b>    | <b>\$17,699</b>    | <b>\$5,762</b>   | <b>\$885</b>                        | <b>2.65%</b>  |
| <b>4.02 Title, Environmental, Stormwater Management</b> |                     |                    |                  |                                     |               |
| UNCOMMITTED   | \$51,611            | \$0                | \$0              | \$0                                 |               |
| CITY OF ORANGE (PUBLIC WORKS)                           | \$3,000             | \$3,000            | \$3,000          | \$0                                 | 100.00%       |
| CITY OF ORANGE (WATER DIVISION)                         | \$2,000             | \$2,000            | \$2,000          | \$0                                 | 100.00%       |
| ENVIRONMENTAL AUDIT INC                                 | \$7,590             | \$7,590            | \$2,388          | \$0                                 | 31.46%        |
|   | <b>\$64,201</b>     | <b>\$12,590</b>    | <b>\$7,388</b>   | <b>\$0</b>                          | <b>11.51%</b> |
| <b>4.03 Commissioning</b>                               |                     |                    |                  |                                     |               |
| UNCOMMITTED   | \$22,549            | \$0                | \$0              | \$0                                 |               |
| P2S ENGINEERING INC                                     | \$20,251            | \$20,251           | \$4,100          | \$0                                 | 20.25%        |
|   | <b>\$42,800</b>     | <b>\$20,251</b>    | <b>\$4,100</b>   | <b>\$0</b>                          | <b>9.58%</b>  |
| <b>4.05 DSA Review Fees</b>                             |                     |                    |                  |                                     |               |
| UNCOMMITTED   | \$113,950           | \$0                | \$0              | \$0                                 |               |
| DIVISION OF STATE ARCHITECT                             | \$153,550           | \$153,550          | \$153,550        | \$0                                 | 100.00%       |
|   | <b>\$267,500</b>    | <b>\$153,550</b>   | <b>\$153,550</b> | <b>\$0</b>                          | <b>57.40%</b> |
| <b>4.06 Postage, Printing &amp; Advertising</b>         |                     |                    |                  |                                     |               |
| UNCOMMITTED   | \$7,049             | \$0                | \$0              | \$0                                 |               |
| AMERICAN REPROGRAPHICS CO LLC                           | \$18,579            | \$18,579           | \$10,529         | \$153                               | 56.67%        |



**Measure S Bond Program**  
**Financial Report for November 2022**  
**Budget vs Actuals by School and Budget Category with Vendor Detail**

QSS Data thru 11/30/2022

|  | Budget             | Contracted to Date | Expended to Date | Quarterly Expense Oct '22 - Dec '22 | % Expended    |
|--|--------------------|--------------------|------------------|-------------------------------------|---------------|
| SOUTHERN CALIFORNIA NEWS GROUP                             | \$7,372            | \$7,372            | \$6,939          | \$3,067                             | 94.12%        |
|  | <b>\$33,001</b>    | <b>\$25,952</b>    | <b>\$17,468</b>  | <b>\$3,219</b>                      | <b>52.93%</b> |
| <b>4.07 DSA Inspection (IOR)</b>                           |                    |                    |                  |                                     |               |
| UNCOMMITTED  | \$33,248           | \$0                | \$0              | \$0                                 |               |
| KNOWLAND CONSTRUCTION SERVICES                             | \$466,752          | \$466,752          | \$0              | \$0                                 | 0.00%         |
|  | <b>\$500,000</b>   | <b>\$466,752</b>   | <b>\$0</b>       | <b>\$0</b>                          | <b>0.00%</b>  |
| <b>4.08 DSA Construction Phase Testing (LOR)</b>           |                    |                    |                  |                                     |               |
| UNCOMMITTED  | \$73,481           | \$0                | \$0              | \$0                                 |               |
| AMERICAN ENGINEERING LABORATORIES INC                      | \$376,519          | \$376,519          | \$0              | \$0                                 | 0.00%         |
|  | <b>\$450,000</b>   | <b>\$376,519</b>   | <b>\$0</b>       | <b>\$0</b>                          | <b>0.00%</b>  |
| <b>4.09 Relocation</b>                                     |                    |                    |                  |                                     |               |
| UNCOMMITTED  | \$9,231            | \$0                | \$0              | \$0                                 |               |
| BELTMANN GROUP, INC  | \$24,958           | \$24,958           | \$16,153         | \$3,725                             | 64.72%        |
| CDW GOVERNMENT INC   | \$1,762            | \$1,762            | \$1,762          | \$0                                 | 100.00%       |
| CLEAN EARTH ENVIRONMENTAL                                  | \$5,000            | \$5,000            | \$0              | \$0                                 | 0.00%         |
| KONICA MINOLTA BUSINESS SOLUTIONS                          | \$800              | \$800              | \$800            | \$0                                 | 100.00%       |
| ULINE INC  | \$1,250            | \$1,250            | \$842            | \$434                               | 67.35%        |
|  | <b>\$43,000</b>    | <b>\$33,769</b>    | <b>\$19,556</b>  | <b>\$4,159</b>                      | <b>45.48%</b> |
| <b>4.11 Preliminary Testing (Hazmat, Topo, Geo, etc)</b>   |                    |                    |                  |                                     |               |
| UNCOMMITTED  | \$13,665           | \$0                | \$0              | \$0                                 |               |
| CANNON CORPORATION   | \$50,000           | \$50,000           | \$35,076         | \$0                                 | 70.15%        |
| ENVIRONMENTAL NETWORK CORPORATION                          | \$15,380           | \$15,380           | \$6,350          | \$0                                 | 41.29%        |
| NINYO & MOORE  | \$20,955           | \$20,955           | \$20,955         | \$0                                 | 100.00%       |
|  | <b>\$100,000</b>   | <b>\$86,335</b>    | <b>\$62,381</b>  | <b>\$0</b>                          | <b>62.38%</b> |
| <b>4.12 Utility Connection Fees (Local Permits)</b>        |                    |                    |                  |                                     |               |
| UNCOMMITTED  | \$32,100           | \$0                | \$0              | \$0                                 |               |
|  | <b>\$32,100</b>    | <b>\$0</b>         | <b>\$0</b>       | <b>\$0</b>                          | <b>0.00%</b>  |
| <b>4.13 FF&amp;E (Laboratory Tables and Chairs, other)</b> |                    |                    |                  |                                     |               |
| UNCOMMITTED  | \$600,025          | \$0                | \$0              | \$0                                 |               |
| ULINE INC  | \$8,631            | \$8,631            | \$8,631          | \$0                                 | 100.00%       |
|  | <b>\$608,656</b>   | <b>\$8,631</b>     | <b>\$8,631</b>   | <b>\$0</b>                          | <b>1.42%</b>  |
| <b>4.15 Miscellaneous Fees</b>                             |                    |                    |                  |                                     |               |
| UNCOMMITTED  | \$94,571           | \$0                | \$0              | \$0                                 |               |
| OUSD COST OF INTEREST DISTRIBUTION                         | \$429              | \$429              | \$429            | \$0                                 | 100.00%       |
|  | <b>\$95,000</b>    | <b>\$429</b>       | <b>\$429</b>     | <b>\$0</b>                          | <b>0.45%</b>  |
| <b>5. Contingency</b>                                      |                    |                    |                  |                                     |               |
| <b>5.01 Construction Contingency</b>                       |                    |                    |                  |                                     |               |
| UNCOMMITTED  | \$1,969,000        | \$0                | \$0              | \$0                                 |               |
|  | <b>\$1,969,000</b> | <b>\$0</b>         | <b>\$0</b>       | <b>\$0</b>                          | <b>0.00%</b>  |
| <b>5.02 Project Contingency</b>                            |                    |                    |                  |                                     |               |



**Measure S Bond Program**  
**Financial Report for November 2022**  
**Budget vs Actuals by School and Budget Category with Vendor Detail**

QSS Data thru 11/30/2022

|  | Budget              | Contracted to Date  | Expended to Date    | Quarterly Expense Oct '22 - Dec '22 | % Expended     |
|--|---------------------|---------------------|---------------------|-------------------------------------|----------------|
| UNCOMMITTED  | \$2,947,816         | \$0                 | \$0                 | \$0                                 |                |
|  | <b>\$2,947,816</b>  | <b>\$0</b>          | <b>\$0</b>          | <b>\$0</b>                          | <b>0.00%</b>   |
| <b>Total 392-9520 Orange HS Phase II (DSA 04-120151)</b>               | <b>\$31,322,288</b> | <b>\$3,740,992</b>  | <b>\$1,775,166</b>  | <b>-\$53,850</b>                    | <b>5.67%</b>   |
| <b>Orange High School</b>  | <b>\$73,648,025</b> | <b>\$46,053,723</b> | <b>\$44,020,515</b> | <b>-\$53,850</b>                    | <b>59.77%</b>  |
| <b>Villa Park High School</b>  |                     |                     |                     |                                     |                |
| <b>394-0000 Villa Park HS IP Surveillance Camera and Systems</b>       |                     |                     |                     |                                     |                |
| <b>4. Construction Support Costs</b>                                   |                     |                     |                     |                                     |                |
| <b>4.13 FF&amp;E (Laboratory Tables and Chairs, other)</b>             |                     |                     |                     |                                     |                |
| UNCOMMITTED  | \$0                 | \$0                 | \$0                 | \$0                                 |                |
| CDW GOVERNMENT INC   | \$32,182            | \$32,182            | \$32,182            | \$0                                 | 100.00%        |
| DIGITAL NETWORKS GROUP INC (F/I IP Camera Software)                    | \$8,635             | \$8,635             | \$8,635             | \$0                                 | 100.00%        |
| INTER-PACIFIC INC  | \$22,133            | \$22,133            | \$22,133            | \$0                                 | 100.00%        |
|  | <b>\$62,949</b>     | <b>\$62,949</b>     | <b>\$62,949</b>     | <b>\$0</b>                          | <b>100.00%</b> |
| <b>Total 394-0000 Villa Park HS IP Surveillance Camera and Systems</b> | <b>\$62,949</b>     | <b>\$62,949</b>     | <b>\$62,949</b>     | <b>\$0</b>                          | <b>100.00%</b> |
| <b>394-9520 Villa Park HS Science Center (DSA 04-117022)</b>           |                     |                     |                     |                                     |                |
| <b>1. Design Cost</b>  |                     |                     |                     |                                     |                |
| <b>1.01 Architect</b>  |                     |                     |                     |                                     |                |
| UNCOMMITTED  | \$26,102            | \$0                 | \$0                 | \$0                                 |                |
| DKS ASSOCIATES   | \$80,657            | \$80,657            | \$80,657            | \$0                                 | 100.00%        |
| LIONAKIS   | \$14,059            | \$14,059            | \$14,059            | \$0                                 | 100.00%        |
| LPA INC  | \$2,359,536         | \$2,359,536         | \$2,188,071         | \$568                               | 92.73%         |
|  | <b>\$2,480,354</b>  | <b>\$2,454,252</b>  | <b>\$2,282,787</b>  | <b>\$568</b>                        | <b>92.03%</b>  |
| <b>2. Construction Cost</b>  |                     |                     |                     |                                     |                |
| <b>2.01 Construction</b>   |                     |                     |                     |                                     |                |
| UNCOMMITTED  | \$372,008           | \$0                 | \$0                 | \$0                                 |                |
| ANGELES CONTRACTOR, INC  | \$20,715,102        | \$20,715,102        | \$19,865,514        | \$0                                 | 95.90%         |
|  | <b>\$21,087,109</b> | <b>\$20,715,102</b> | <b>\$19,865,514</b> | <b>\$0</b>                          | <b>94.21%</b>  |
| <b>2.02 OFCI and Other Construction</b>                                |                     |                     |                     |                                     |                |
| UNCOMMITTED  | \$58,455            | \$0                 | \$0                 | \$0                                 |                |
| ACCO ENGINEERED SYSTEMS INC  | \$150,829           | \$150,829           | \$150,829           | \$0                                 | 100.00%        |
| AMERICAN REPROGRAPHICS CO LLC  | \$0                 | \$0                 | \$0                 | \$0                                 |                |
| ANIXTER  | \$7,312             | \$7,312             | \$5,092             | \$0                                 | 69.64%         |
| ARROW RESTAURANT EQUIPMENT   | \$13,869            | \$13,869            | \$13,869            | \$0                                 | 100.00%        |
| CAROLINA BIOLOGICAL SUPPLY   | \$25,611            | \$25,611            | \$25,611            | \$0                                 | 100.00%        |
| CDW GOVERNMENT INC   | \$1,780             | \$1,780             | \$1,780             | \$0                                 | 100.00%        |
| DAHLBERG, KENT & AMY dba NEW DIMENSION                                 | \$25,722            | \$25,722            | \$24,436            | \$24,436                            | 95.00%         |



**Measure S Bond Program**  
**Financial Report for November 2022**  
**Budget vs Actuals by School and Budget Category with Vendor Detail**

QSS Data thru 11/30/2022

|   | Budget             | Contracted to Date | Expended to Date   | Quarterly Expense Oct '22 - Dec '22 | % Expended     |
|---|--------------------|--------------------|--------------------|-------------------------------------|----------------|
| DEVELOPMENT GROUP INC                                   | \$52,937           | \$52,937           | \$52,937           | \$0                                 | 100.00%        |
| FISHER SCIENCE EDUCATION                                | \$25,951           | \$25,951           | \$25,951           | \$0                                 | 100.00%        |
| FLINN SCIENTIFIC INC                                    | \$12,364           | \$12,364           | \$12,364           | \$0                                 | 100.00%        |
| TIME & ALARM SYSTEMS                                    | \$10,886           | \$10,886           | \$165              | \$165                               | 1.52%          |
| VERNES PLUMBING   | \$8,285            | \$8,285            | \$0                | \$0                                 | 0.00%          |
| VISTA PAINT   | \$644              | \$644              | \$644              | \$0                                 | 100.00%        |
| WW GRAINGER INC   | \$4,617            | \$4,617            | \$4,617            | \$0                                 | 100.00%        |
|   | <b>\$399,261</b>   | <b>\$340,806</b>   | <b>\$318,295</b>   | <b>\$24,601</b>                     | <b>79.72%</b>  |
| <b>3. Program and Construction Management</b>           |                    |                    |                    |                                     |                |
| <b>3.01 Program Management Fees</b>                     |                    |                    |                    |                                     |                |
| UNCOMMITTED   | \$0                | \$0                | \$0                | \$0                                 |                |
| CORDOBA CORPORATION                                     | \$0                | \$0                | \$0                | \$0                                 |                |
| CUMMING CONSTRUCTION MGMT INC                           | \$1,002,124        | \$1,002,124        | \$953,811          | \$17,177                            | 95.18%         |
|   | <b>\$1,002,124</b> | <b>\$1,002,124</b> | <b>\$953,811</b>   | <b>\$17,177</b>                     | <b>95.18%</b>  |
| <b>3.02 Construction Management Fees</b>                |                    |                    |                    |                                     |                |
| UNCOMMITTED   | \$0                | \$0                | \$0                | \$0                                 |                |
| CORDOBA CORPORATION                                     | \$2,470,528        | \$2,470,528        | \$2,444,306        | \$35,203                            | 98.94%         |
|   | <b>\$2,470,528</b> | <b>\$2,470,528</b> | <b>\$2,444,306</b> | <b>\$35,203</b>                     | <b>98.94%</b>  |
| <b>4. Construction Support Costs</b>                    |                    |                    |                    |                                     |                |
| <b>4.02 Title, Environmental, Stormwater Management</b> |                    |                    |                    |                                     |                |
| UNCOMMITTED   | \$0                | \$0                | \$0                | \$0                                 |                |
| CHICAGO TITLE COMPANY                                   | \$750              | \$750              | \$750              | \$0                                 | 100.00%        |
| PLACEWORKS INC  | \$73,237           | \$73,237           | \$73,237           | \$0                                 | 100.00%        |
| STATE WATER RESOURCES CONTROL BOARD (SWRCB)             | \$484              | \$484              | \$484              | \$0                                 | 100.00%        |
|   | <b>\$74,471</b>    | <b>\$74,471</b>    | <b>\$74,471</b>    | <b>\$0</b>                          | <b>100.00%</b> |
| <b>4.03 Commissioning</b>                               |                    |                    |                    |                                     |                |
| UNCOMMITTED   | \$1                | \$0                | \$0                | \$0                                 |                |
| CEPA OPERATIONS   | \$1,840            | \$1,840            | \$1,840            | \$1,840                             | 100.00%        |
| P2S ENGINEERING INC                                     | \$30,975           | \$30,975           | \$28,164           | \$0                                 | 90.92%         |
|   | <b>\$32,816</b>    | <b>\$32,815</b>    | <b>\$30,004</b>    | <b>\$1,840</b>                      | <b>91.43%</b>  |
| <b>4.05 DSA Review Fees</b>                             |                    |                    |                    |                                     |                |
| UNCOMMITTED   | \$51,922           | \$0                | \$0                | \$0                                 |                |
| DIVISION OF STATE ARCHITECT                             | \$289,250          | \$289,250          | \$289,250          | \$0                                 | 100.00%        |
|   | <b>\$341,172</b>   | <b>\$289,250</b>   | <b>\$289,250</b>   | <b>\$0</b>                          | <b>84.78%</b>  |
| <b>4.06 Postage, Printing &amp; Advertising</b>         |                    |                    |                    |                                     |                |
| UNCOMMITTED   | \$0                | \$0                | \$0                | \$0                                 |                |
| AMERICAN REPROGRAPHICS CO LLC                           | \$12,670           | \$12,670           | \$12,670           | \$0                                 | 100.00%        |
| SOUTHERN CALIFORNIA NEWS GROUP                          | \$1,768            | \$1,768            | \$1,768            | \$0                                 | 100.00%        |
|   | <b>\$14,438</b>    | <b>\$14,438</b>    | <b>\$14,438</b>    | <b>\$0</b>                          | <b>100.00%</b> |





**Measure S Bond Program**  
**Financial Report for November 2022**  
**Budget vs Actuals by School and Budget Category with Vendor Detail**

QSS Data thru 11/30/2022

|  | Budget           | Contracted<br>to Date | Expended<br>to Date | Quarterly Expense<br>Oct '22 - Dec '22 | %<br>Expended  |
|--|------------------|-----------------------|---------------------|--|----------------|
| <b>4.07 DSA Inspection (IOR)</b>                             |                  |                       |                     |  |                |
| UNCOMMITTED  | \$0              | \$0                   | \$0                 | \$0                                    |                |
| BPI INSPECTION SERVICE                                       | \$329,229        | \$329,229             | \$326,815           | \$15,960                               | 99.27%         |
|  | <b>\$329,229</b> | <b>\$329,229</b>      | <b>\$326,815</b>    | <b>\$15,960</b>                        | <b>99.27%</b>  |
| <b>4.08 DSA Construction Phase Testing (LOR)</b>             |                  |                       |                     |  |                |
| UNCOMMITTED  | \$0              | \$0                   | \$0                 | \$0                                    |                |
| NINYO & MOORE  | \$568,109        | \$568,109             | \$568,109           | \$0                                    | 100.00%        |
|  | <b>\$568,109</b> | <b>\$568,109</b>      | <b>\$568,109</b>    | <b>\$0</b>                             | <b>100.00%</b> |
| <b>4.09 Relocation</b>                                       |                  |                       |                     |  |                |
| UNCOMMITTED  | \$0              | \$0                   | \$0                 | \$0                                    |                |
| BELTMANN GROUP, INC  | \$4,748          | \$4,748               | \$4,748             | \$0                                    | 100.00%        |
| ULINE INC  | \$1,365          | \$1,365               | \$1,365             | \$0                                    | 100.00%        |
|  | <b>\$6,113</b>   | <b>\$6,113</b>        | <b>\$6,113</b>      | <b>\$0</b>                             | <b>100.00%</b> |
| <b>4.11 Preliminary Testing (Hazmat, Topo, Geo, etc)</b>     |                  |                       |                     |  |                |
| UNCOMMITTED  | \$0              | \$0                   | \$0                 | \$0                                    |                |
| CALIFORNIA GEOLOGICAL SURVEY (Geology and Seismology Review) | \$3,600          | \$3,600               | \$3,600             | \$0                                    | 100.00%        |
| ENVIRONMENTAL NETWORK CORPORATION                            | \$19,085         | \$19,085              | \$19,085            | \$0                                    | 100.00%        |
| LEIGHTON CONSULTING INC (Geotechnical Engineering)           | \$16,549         | \$16,549              | \$16,549            | \$0                                    | 100.00%        |
| PSOMAS   | \$21,034         | \$21,034              | \$21,034            | \$0                                    | 100.00%        |
| RMA GROUP (dba SITESCAN)                                     | \$44,890         | \$44,890              | \$44,890            | \$0                                    | 100.00%        |
| SPECTRUM FIRE PROTECTION (Fire Hydrant Flow Test)            | \$1,000          | \$1,000               | \$1,000             | \$0                                    | 100.00%        |
|  | <b>\$106,158</b> | <b>\$106,158</b>      | <b>\$106,158</b>    | <b>\$0</b>                             | <b>100.00%</b> |
| <b>4.12 Utility Connection Fees (Local Permits)</b>          |                  |                       |                     |  |                |
| UNCOMMITTED  | \$0              | \$0                   | \$0                 | \$0                                    |                |
| SOUTHERN CALIFORNIA EDISON                                   | \$400            | \$400                 | \$400               | \$0                                    | 100.00%        |
| STATE WATER RESOURCES CONTROL BOARD (SWRCB)                  | \$2,299          | \$2,299               | \$2,299             | \$0                                    | 100.00%        |
|  | <b>\$2,699</b>   | <b>\$2,699</b>        | <b>\$2,699</b>      | <b>\$0</b>                             | <b>100.00%</b> |
| <b>4.13 FF&amp;E (Laboratory Tables and Chairs, other)</b>   |                  |                       |                     |  |                |
| UNCOMMITTED  | \$4,525          | \$0                   | \$0                 | \$0                                    |                |
| AMS.NET  | \$3,754          | \$3,754               | \$3,754             | \$0                                    | 100.00%        |
| CDW GOVERNMENT INC   | \$60,305         | \$60,305              | \$60,305            | \$0                                    | 100.00%        |
| CULVER-NEWLIN INC  | \$12,359         | \$12,359              | \$12,359            | \$0                                    | 100.00%        |
| FISHER SCIENCE EDUCATION                                     | \$6,574          | \$6,574               | \$6,574             | \$0                                    | 100.00%        |
| FLINN SCIENTIFIC INC   | \$4,162          | \$4,162               | \$4,162             | \$0                                    | 100.00%        |
| GORM   | \$10,205         | \$10,205              | \$10,205            | \$0                                    | 100.00%        |
| HILLYARD INC   | \$9,910          | \$9,910               | \$9,910             | \$0                                    | 100.00%        |
| INTER-PACIFIC INC  | \$7,325          | \$7,325               | \$7,325             | \$0                                    | 100.00%        |
| PERFORMANCE HEALTH SUPPLY (DBA MEDCO)                        | \$2,065          | \$2,065               | \$2,065             | \$0                                    | 100.00%        |
| SIERRA SCHOOL EQUIPMENT COMPANY                              | \$506,325        | \$506,325             | \$502,500           | \$0                                    | 99.24%         |
| TIME & ALARM SYSTEMS   | \$13,512         | \$13,512              | \$6,896             | \$0                                    | 51.03%         |
| TURTLE STORAGE dba AMERICAN BICYCLE CO                       | \$6,871          | \$6,871               | \$6,871             | \$0                                    | 100.00%        |



**Measure S Bond Program**  
**Financial Report for November 2022**  
**Budget vs Actuals by School and Budget Category with Vendor Detail**

QSS Data thru 11/30/2022

|  | Budget              | Contracted to Date  | Expended to Date    | Quarterly Expense Oct '22 - Dec '22 | % Expended     |
|--|---------------------|---------------------|---------------------|-------------------------------------|----------------|
| VWR INTERNATIONAL LLC  | \$47,922            | \$47,922            | \$47,922            | \$0                                 | 100.00%        |
|  | <b>\$695,813</b>    | <b>\$691,288</b>    | <b>\$680,847</b>    | <b>\$0</b>                          | <b>97.85%</b>  |
| <b>4.15 Miscellaneous Fees</b>                                     |                     |                     |                     |                                     |                |
| UNCOMMITTED  | \$5,224             | \$0                 | \$0                 | \$0                                 |                |
| OUSD COST OF INTEREST DISTRIBUTION                                 | \$51,009            | \$51,009            | \$51,009            | \$0                                 | 100.00%        |
|  | <b>\$56,233</b>     | <b>\$51,009</b>     | <b>\$51,009</b>     | <b>\$0</b>                          | <b>90.71%</b>  |
| <b>Total 394-9520 Villa Park HS Science Center (DSA 04-117022)</b> | <b>\$29,666,628</b> | <b>\$29,148,391</b> | <b>\$28,014,626</b> | <b>\$95,349</b>                     | <b>94.43%</b>  |
| <b>394-9520 Villa Park HS Interim Housing (DSA 04-116788)</b>      |                     |                     |                     |                                     |                |
| <b>1. Design Cost</b>  |                     |                     |                     |                                     |                |
| <b>1.01 Architect</b>  |                     |                     |                     |                                     |                |
| UNCOMMITTED  | \$0                 | \$0                 | \$0                 | \$0                                 |                |
| LPA INC  | \$70,000            | \$70,000            | \$70,000            | \$0                                 | 100.00%        |
|  | <b>\$70,000</b>     | <b>\$70,000</b>     | <b>\$70,000</b>     | <b>\$0</b>                          | <b>100.00%</b> |
| <b>2. Construction Cost</b>  |                     |                     |                     |                                     |                |
| <b>2.01 Construction</b>   |                     |                     |                     |                                     |                |
| UNCOMMITTED  | \$0                 | \$0                 | \$0                 | \$0                                 |                |
| ANGELES CONTRACTOR, INC  | \$1,074,556         | \$1,074,556         | \$1,074,556         | \$0                                 | 100.00%        |
|  | <b>\$1,074,556</b>  | <b>\$1,074,556</b>  | <b>\$1,074,556</b>  | <b>\$0</b>                          | <b>100.00%</b> |
| <b>2.02 OFCI and Other Construction</b>                            |                     |                     |                     |                                     |                |
| UNCOMMITTED  | \$0                 | \$0                 | \$0                 | \$0                                 |                |
| ACCO ENGINEERED SYSTEMS INC  | \$36,527            | \$36,527            | \$36,527            | \$0                                 | 100.00%        |
|  | <b>\$36,527</b>     | <b>\$36,527</b>     | <b>\$36,527</b>     | <b>\$0</b>                          | <b>100.00%</b> |
| <b>4. Construction Support Costs</b>                               |                     |                     |                     |                                     |                |
| <b>4.01 Rental</b>   |                     |                     |                     |                                     |                |
| UNCOMMITTED  | \$0                 | \$0                 | \$0                 | \$0                                 |                |
| ELITE MODULAR LEASING & SALES INC                                  | \$690,571           | \$690,571           | \$622,971           | \$0                                 | 90.21%         |
|  | <b>\$690,571</b>    | <b>\$690,571</b>    | <b>\$622,971</b>    | <b>\$0</b>                          | <b>90.21%</b>  |
| <b>4.05 DSA Review Fees</b>  |                     |                     |                     |                                     |                |
| UNCOMMITTED  | \$0                 | \$0                 | \$0                 | \$0                                 |                |
| DIVISION OF STATE ARCHITECT  | \$24,163            | \$24,163            | \$24,163            | \$0                                 | 100.00%        |
|  | <b>\$24,163</b>     | <b>\$24,163</b>     | <b>\$24,163</b>     | <b>\$0</b>                          | <b>100.00%</b> |
| <b>4.07 DSA Inspection (IOR)</b>                                   |                     |                     |                     |                                     |                |
| UNCOMMITTED  | \$0                 | \$0                 | \$0                 | \$0                                 |                |
| BPI INSPECTION SERVICE   | \$43,265            | \$43,265            | \$43,265            | \$0                                 | 100.00%        |
|  | <b>\$43,265</b>     | <b>\$43,265</b>     | <b>\$43,265</b>     | <b>\$0</b>                          | <b>100.00%</b> |
| <b>4.08 DSA Construction Phase Testing (LOR)</b>                   |                     |                     |                     |                                     |                |
| UNCOMMITTED  | \$0                 | \$0                 | \$0                 | \$0                                 |                |



**Measure S Bond Program**  
**Financial Report for November 2022**  
**Budget vs Actuals by School and Budget Category with Vendor Detail**

QSS Data thru 11/30/2022

|   | Budget             | Contracted to Date | Expended to Date   | Quarterly Expense Oct '22 - Dec '22 | % Expended     |
|---|--------------------|--------------------|--------------------|-------------------------------------|----------------|
| NINYO & MOORE   | \$41,908           | \$41,908           | \$41,908           | \$0                                 | 100.00%        |
|   | <b>\$41,908</b>    | <b>\$41,908</b>    | <b>\$41,908</b>    | <b>\$0</b>                          | <b>100.00%</b> |
| <b>4.09 Relocation</b>  |                    |                    |                    |                                     |                |
| UNCOMMITTED   | \$0                | \$0                | \$0                | \$0                                 |                |
| BELTMANN GROUP, INC   | \$4,640            | \$4,640            | \$4,640            | \$0                                 | 100.00%        |
|   | <b>\$4,640</b>     | <b>\$4,640</b>     | <b>\$4,640</b>     | <b>\$0</b>                          | <b>100.00%</b> |
| <b>Total 394-9520 Villa Park HS Interim Housing (DSA 04-116788)</b> | <b>\$1,985,629</b> | <b>\$1,985,629</b> | <b>\$1,918,029</b> | <b>\$0</b>                          | <b>96.60%</b>  |
| <b>394-9520 Villa Park HS Parking and Drop Off (DSA 04-118521)</b>  |                    |                    |                    |                                     |                |
| <b>1. Design Cost</b>   |                    |                    |                    |                                     |                |
| <b>1.01 Architect</b>   |                    |                    |                    |                                     |                |
| UNCOMMITTED   | \$0                | \$0                | \$0                | \$0                                 |                |
| LPA INC   | \$107,305          | \$107,305          | \$59,506           | \$0                                 | 55.45%         |
|   | <b>\$107,305</b>   | <b>\$107,305</b>   | <b>\$59,506</b>    | <b>\$0</b>                          | <b>55.45%</b>  |
| <b>2. Construction Cost</b>   |                    |                    |                    |                                     |                |
| <b>2.01 Construction</b>  |                    |                    |                    |                                     |                |
| UNCOMMITTED   | \$0                | \$0                | \$0                | \$0                                 |                |
| ANGELES CONTRACTOR, INC   | \$2,700,000        | \$2,700,000        | \$2,594,435        | \$0                                 | 96.09%         |
|   | <b>\$2,700,000</b> | <b>\$2,700,000</b> | <b>\$2,594,435</b> | <b>\$0</b>                          | <b>96.09%</b>  |
| <b>2.02 OFCI and Other Construction</b>                             |                    |                    |                    |                                     |                |
| UNCOMMITTED   | \$0                | \$0                | \$0                | \$0                                 |                |
| WW GRAINGER INC   | \$1,536            | \$1,536            | \$1,536            | \$0                                 | 100.00%        |
|   | <b>\$1,536</b>     | <b>\$1,536</b>     | <b>\$1,536</b>     | <b>\$0</b>                          | <b>100.00%</b> |
| <b>4. Construction Support Costs</b>                                |                    |                    |                    |                                     |                |
| <b>4.05 DSA Review Fees</b>   |                    |                    |                    |                                     |                |
| UNCOMMITTED   | \$0                | \$0                | \$0                | \$0                                 |                |
| DIVISION OF STATE ARCHITECT   | \$38,262           | \$38,262           | \$38,262           | \$0                                 | 100.00%        |
|   | <b>\$38,262</b>    | <b>\$38,262</b>    | <b>\$38,262</b>    | <b>\$0</b>                          | <b>100.00%</b> |
| <b>4.06 Postage, Printing &amp; Advertising</b>                     |                    |                    |                    |                                     |                |
| AMERICAN REPROGRAPHICS CO LLC                                       | \$476              | \$476              | \$476              | \$0                                 | 100.00%        |
|   | <b>\$476</b>       | <b>\$476</b>       | <b>\$476</b>       | <b>\$0</b>                          | <b>100.00%</b> |
| <b>4.07 DSA Inspection (IOR)</b>                                    |                    |                    |                    |                                     |                |
| UNCOMMITTED   | \$0                | \$0                | \$0                | \$0                                 |                |
| BPI INSPECTION SERVICE  | \$44,690           | \$44,690           | \$40,074           | \$0                                 | 89.67%         |
|   | <b>\$44,690</b>    | <b>\$44,690</b>    | <b>\$40,074</b>    | <b>\$0</b>                          | <b>89.67%</b>  |
| <b>4.08 DSA Construction Phase Testing (LOR)</b>                    |                    |                    |                    |                                     |                |
| NINYO & MOORE   | \$75,273           | \$75,273           | \$75,273           | \$0                                 | 100.00%        |
|   | <b>\$75,273</b>    | <b>\$75,273</b>    | <b>\$75,273</b>    | <b>\$0</b>                          | <b>100.00%</b> |



**Measure S Bond Program**  
**Financial Report for November 2022**  
**Budget vs Actuals by School and Budget Category with Vendor Detail**

QSS Data thru 11/30/2022

|  | Budget              | Contracted to Date  | Expended to Date   | Quarterly Expense Oct '22 - Dec '22 | % Expended    |
|--|---------------------|---------------------|--------------------|-------------------------------------|---------------|
| <b>Total 394-9520 Villa Park HS Parking and Drop Off (DSA 04-118521)</b> | <b>\$2,967,542</b>  | <b>\$2,967,542</b>  | <b>\$2,809,562</b> | <b>\$0</b>                          | <b>94.68%</b> |
| <b>394-9520 Villa Park HS Phase II (DSA 04-119694)</b>                   |                     |                     |                    |                                     |               |
| <b>1. Design Cost</b>  |                     |                     |                    |                                     |               |
| <b>1.01 Architect</b>  |                     |                     |                    |                                     |               |
| UNCOMMITTED  | \$243,101           | \$0                 | \$0                | \$0                                 |               |
| LPA INC  | \$1,898,600         | \$1,898,600         | \$1,301,047        | \$12,280                            | 68.53%        |
|  | <b>\$2,141,701</b>  | <b>\$1,898,600</b>  | <b>\$1,301,047</b> | <b>\$12,280</b>                     | <b>60.75%</b> |
| <b>2. Construction Cost</b>  |                     |                     |                    |                                     |               |
| <b>2.01 Construction</b>   |                     |                     |                    |                                     |               |
| PINNER CONSTRUCTION  | \$26,659,000        | \$26,659,000        | \$0                | \$0                                 | 0.00%         |
|  | <b>\$26,659,000</b> | <b>\$26,659,000</b> | <b>\$0</b>         | <b>\$0</b>                          | <b>0.00%</b>  |
| <b>2.02 OFCI and Other Construction</b>                                  |                     |                     |                    |                                     |               |
| UNCOMMITTED  | \$374,500           | \$0                 | \$0                | \$0                                 |               |
|  | <b>\$374,500</b>    | <b>\$0</b>          | <b>\$0</b>         | <b>\$0</b>                          | <b>0.00%</b>  |
| <b>3. Program and Construction Management</b>                            |                     |                     |                    |                                     |               |
| <b>3.01 Program Management Fees</b>                                      |                     |                     |                    |                                     |               |
| UNCOMMITTED  | \$297,421           | \$297,421           | \$0                | \$0                                 | 0.00%         |
|  | \$134,450           | \$0                 | \$0                | \$0                                 |               |
| CUMMING CONSTRUCTION MGMT INC  | \$429,619           | \$429,619           | \$188,247          | \$56,050                            | 43.82%        |
|  | <b>\$861,490</b>    | <b>\$727,040</b>    | <b>\$188,247</b>   | <b>\$56,050</b>                     | <b>21.85%</b> |
| <b>3.02 Construction Management Fees</b>                                 |                     |                     |                    |                                     |               |
| UNCOMMITTED  | \$453,714           | \$0                 | \$0                | \$0                                 |               |
| CORDOBA CORPORATION  | \$564,363           | \$564,363           | \$153,695          | \$20,780                            | 27.23%        |
|  | <b>\$1,018,076</b>  | <b>\$564,363</b>    | <b>\$153,695</b>   | <b>\$20,780</b>                     | <b>15.10%</b> |
| <b>4. Construction Support Costs</b>                                     |                     |                     |                    |                                     |               |
| <b>4.01 Rental</b>   |                     |                     |                    |                                     |               |
| UNCOMMITTED  | \$65,511            | \$0                 | \$0                | \$0                                 |               |
| ELITE MODULAR LEASING & SALES INC  | \$246,489           | \$246,489           | \$0                | \$0                                 | 0.00%         |
|  | <b>\$312,000</b>    | <b>\$246,489</b>    | <b>\$0</b>         | <b>\$0</b>                          | <b>0.00%</b>  |
| <b>4.02 Title, Environmental, Stormwater Management</b>                  |                     |                     |                    |                                     |               |
| UNCOMMITTED  | \$12,203            | \$0                 | \$0                | \$0                                 |               |
| ENVIRONMENTAL AUDIT INC  | \$36,880            | \$36,880            | \$4,766            | \$0                                 | 12.92%        |
|  | <b>\$49,083</b>     | <b>\$36,880</b>     | <b>\$4,766</b>     | <b>\$0</b>                          | <b>9.71%</b>  |
| <b>4.03 Commissioning</b>  |                     |                     |                    |                                     |               |
| UNCOMMITTED  | \$5,271             | \$0                 | \$0                | \$0                                 |               |
| P2S ENGINEERING INC  | \$32,729            | \$32,729            | \$7,700            | \$0                                 | 23.53%        |



**Measure S Bond Program**  
**Financial Report for November 2022**  
**Budget vs Actuals by School and Budget Category with Vendor Detail**

QSS Data thru 11/30/2022

|  | Budget           | Contracted to Date | Expended to Date | Quarterly Expense Oct '22 - Dec '22 | % Expended    |
|--|------------------|--------------------|------------------|-------------------------------------|---------------|
| <b>4.05 DSA Review Fees</b>                                | <b>\$38,000</b>  | <b>\$32,729</b>    | <b>\$7,700</b>   | <b>\$0</b>                          | <b>20.26%</b> |
| UNCOMMITTED  | \$61,250         | \$0                | \$0              | \$0                                 |               |
| DIVISION OF STATE ARCHITECT                                | \$188,750        | \$188,750          | \$188,750        | \$0                                 | 100.00%       |
|  | <b>\$250,000</b> | <b>\$188,750</b>   | <b>\$188,750</b> | <b>\$0</b>                          | <b>75.50%</b> |
| <b>4.06 Postage, Printing &amp; Advertising</b>            |                  |                    |                  |                                     |               |
| UNCOMMITTED  | \$4,500          | \$0                | \$0              | \$0                                 |               |
| AMERICAN REPROGRAPHICS CO LLC                              | \$12,000         | \$12,000           | \$3,960          | \$1,809                             | 33.00%        |
| SOUTHERN CALIFORNIA NEWS GROUP                             | \$3,500          | \$3,500            | \$2,918          | \$2,918                             | 83.38%        |
| ULINE INC  | \$0              | \$0                | \$0              | \$0                                 |               |
|  | <b>\$20,000</b>  | <b>\$15,500</b>    | <b>\$6,878</b>   | <b>\$4,727</b>                      | <b>34.39%</b> |
| <b>4.07 DSA Inspection (IOR)</b>                           |                  |                    |                  |                                     |               |
| BPI INSPECTION SERVICE                                     | \$471,240        | \$471,240          | \$0              | \$0                                 | 0.00%         |
|  | <b>\$500,000</b> | <b>\$471,240</b>   | <b>\$0</b>       | <b>\$0</b>                          | <b>0.00%</b>  |
| <b>4.08 DSA Construction Phase Testing (LOR)</b>           |                  |                    |                  |                                     |               |
| UNCOMMITTED  | \$73,780         | \$0                | \$0              | \$0                                 |               |
| AMERICAN ENGINEERING LABORATORIES INC                      | \$426,220        | \$426,220          | \$0              | \$0                                 | 0.00%         |
|  | <b>\$500,000</b> | <b>\$426,220</b>   | <b>\$0</b>       | <b>\$0</b>                          | <b>0.00%</b>  |
| <b>4.09 Relocation</b>                                     |                  |                    |                  |                                     |               |
| UNCOMMITTED  | \$8,750          | \$0                | \$0              | \$0                                 |               |
| CLEAN EARTH ENVIRONMENTAL                                  | \$20,000         | \$20,000           | \$0              | \$0                                 | 0.00%         |
| ULINE INC  | \$1,250          | \$1,250            | \$0              | \$0                                 | 0.00%         |
|  | <b>\$30,000</b>  | <b>\$21,250</b>    | <b>\$0</b>       | <b>\$0</b>                          | <b>0.00%</b>  |
| <b>4.11 Preliminary Testing (Hazmat, Topo, Geo, etc)</b>   |                  |                    |                  |                                     |               |
| UNCOMMITTED  | \$29,367         | \$0                | \$0              | \$0                                 |               |
| ENVIRONMENTAL NETWORK CORPORATION                          | \$10,860         | \$10,860           | \$4,640          | \$0                                 | 42.73%        |
| NINYO & MOORE  | \$53,223         | \$53,223           | \$53,223         | \$0                                 | 100.00%       |
| PSOMAS   | \$26,550         | \$26,550           | \$26,550         | \$0                                 | 100.00%       |
|  | <b>\$120,000</b> | <b>\$90,633</b>    | <b>\$84,413</b>  | <b>\$0</b>                          | <b>70.34%</b> |
| <b>4.12 Utility Connection Fees (Local Permits)</b>        |                  |                    |                  |                                     |               |
| UNCOMMITTED  | \$32,100         | \$0                | \$0              | \$0                                 |               |
|  | <b>\$32,100</b>  | <b>\$0</b>         | <b>\$0</b>       | <b>\$0</b>                          | <b>0.00%</b>  |
| <b>4.13 FF&amp;E (Laboratory Tables and Chairs, other)</b> |                  |                    |                  |                                     |               |
| UNCOMMITTED  | \$600,000        | \$0                | \$0              | \$0                                 |               |
|  | <b>\$600,000</b> | <b>\$0</b>         | <b>\$0</b>       | <b>\$0</b>                          | <b>0.00%</b>  |
| <b>4.15 Miscellaneous Fees</b>                             |                  |                    |                  |                                     |               |
| UNCOMMITTED  | \$94,381         | \$0                | \$0              | \$0                                 |               |
| OUSD COST OF INTEREST DISTRIBUTION                         | \$619            | \$619              | \$619            | \$0                                 | 100.00%       |
|  | <b>\$95,000</b>  | <b>\$619</b>       | <b>\$619</b>     | <b>\$0</b>                          | <b>0.65%</b>  |

**5. Contingency**



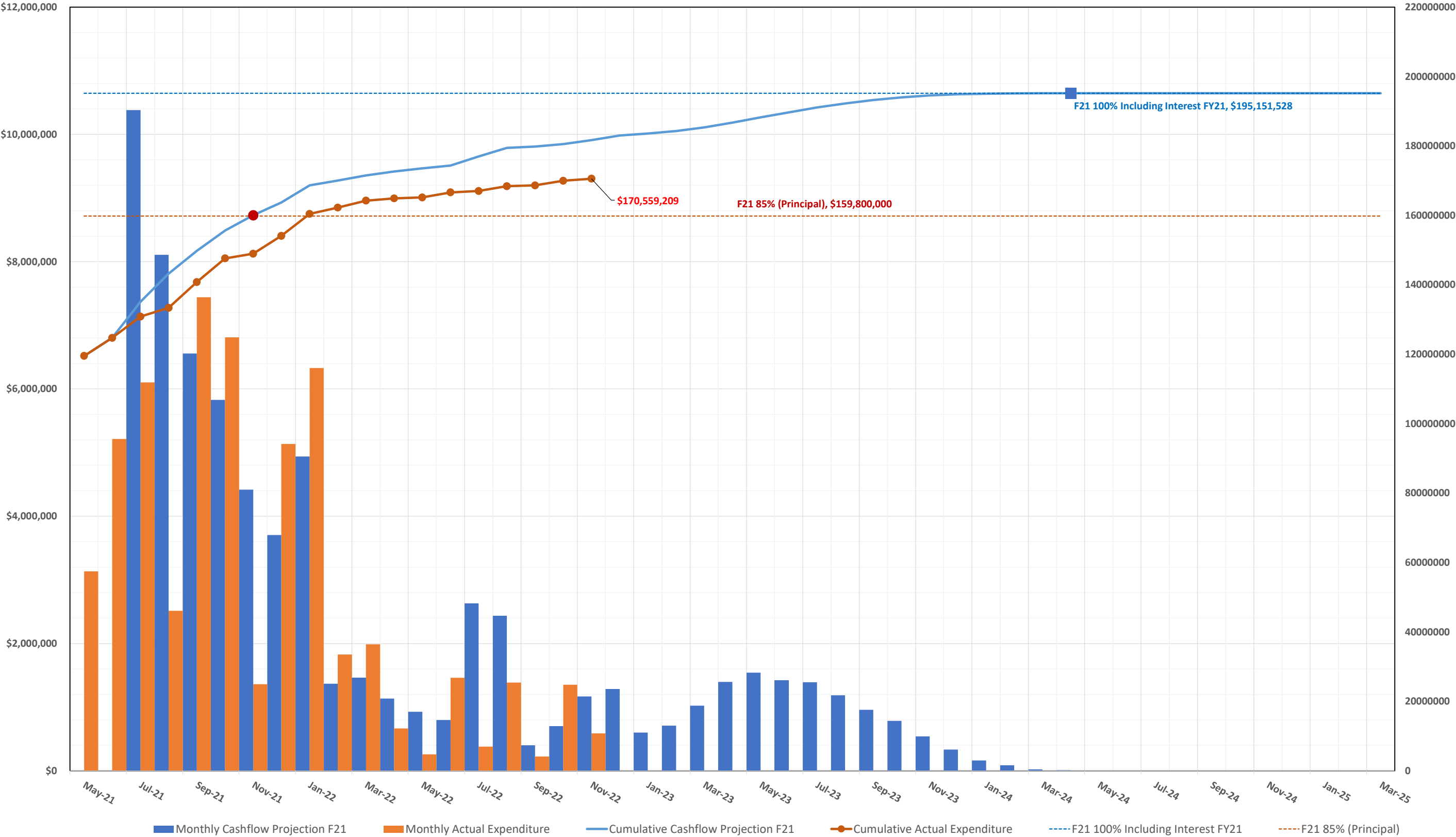
**Measure S Bond Program**  
**Financial Report for November 2022**  
**Budget vs Actuals by School and Budget Category with Vendor Detail**

QSS Data thru 11/30/2022

|  | Budget              | Contracted<br>to Date | Expended<br>to Date | Quarterly Expense<br>Oct '22 - Dec '22 | %<br>Expended |
|--|---------------------|-----------------------|---------------------|--|---------------|
| <b>5.01 Construction Contingency</b>                         |                     |                       |                     |  |               |
| UNCOMMITTED  | \$2,665,900         | \$0                   | \$0                 | \$0                                    |               |
|  | <b>\$2,665,900</b>  | <b>\$0</b>            | <b>\$0</b>          | <b>\$0</b>                             | <b>0.00%</b>  |
| <b>5.02 Project Contingency</b>                              |                     |                       |                     |  |               |
| UNCOMMITTED  | \$1,185,430         | \$0                   | \$0                 | \$0                                    |               |
|  | <b>\$1,185,430</b>  | <b>\$0</b>            | <b>\$0</b>          | <b>\$0</b>                             | <b>0.00%</b>  |
| <b>Total 394-9520 Villa Park HS Phase II (DSA 04-119694)</b> | <b>\$37,452,281</b> | <b>\$31,379,313</b>   | <b>\$1,936,116</b>  | <b>\$93,837</b>                        | <b>5.17%</b>  |
| <b>Villa Park High School</b>                                | <b>\$72,135,029</b> | <b>\$65,543,824</b>   | <b>\$34,741,282</b> | <b>\$189,186</b>                       | <b>48.16%</b> |

3.2 Cash Flow Projections

MEASURE S BOND PROGRAM - Series A 2018 CASH FLOW PROJECTION (Phase I and II) Actual Costs  
thru November 30, 2022, *NOT INCLUDING ACCRUALS PENDING PAYMENT*  
Fund 21 Planned Costs Projected as of June 30, 2021

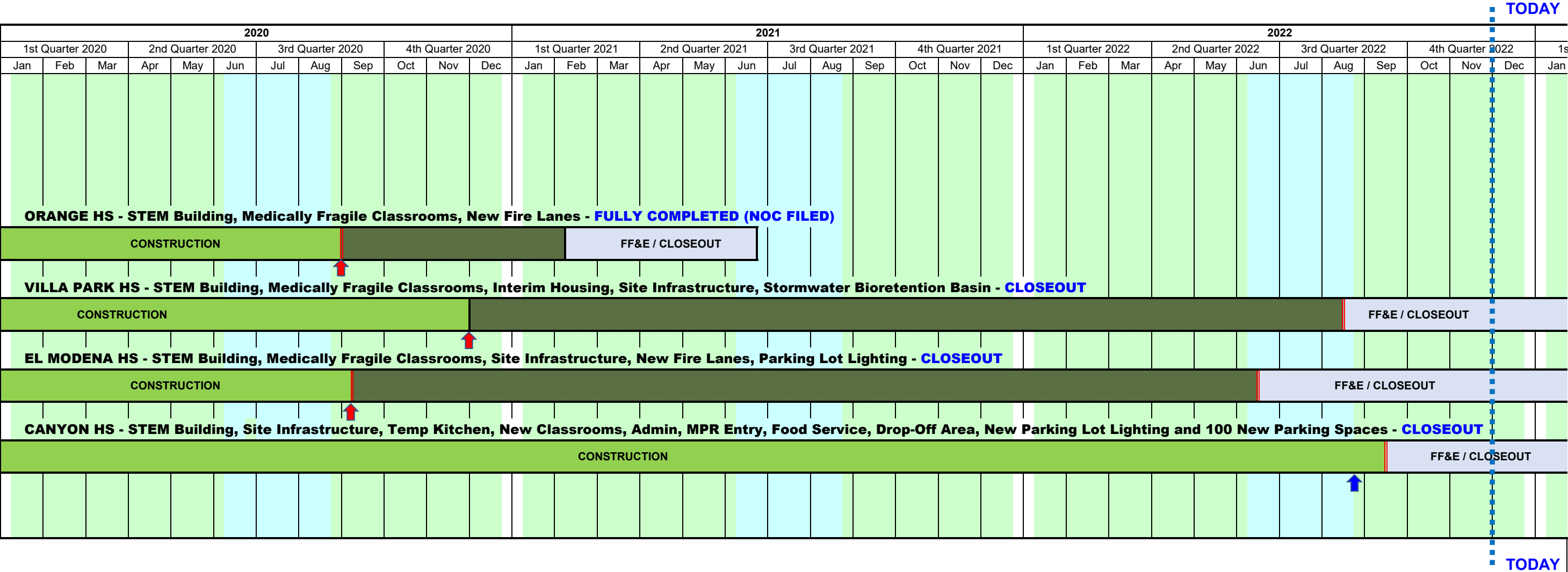








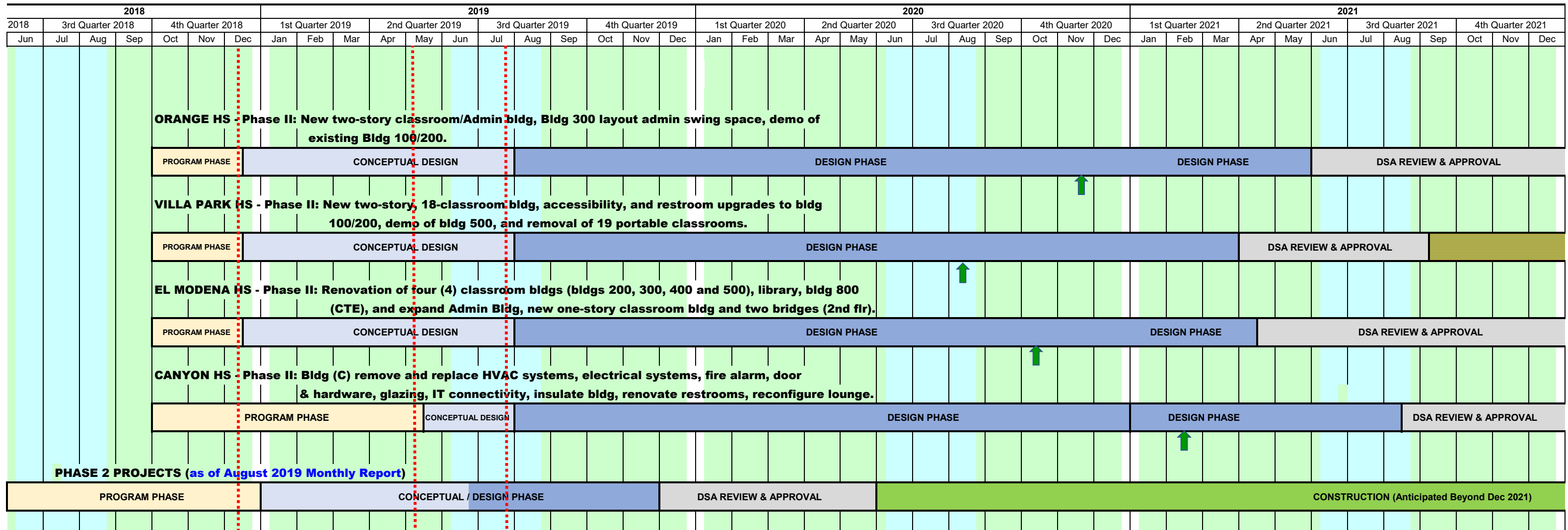
MEASURE S BOND PROGRAM - PHASE I: SCHEDULE SUMMARY



- SUMMER BREAK
- STEM Building Substantial Completion (Scheduled)
- There is a date under legal negotiation (see monthly report) that may extend this substantial completion date (the dashed section is the extension under review).
- There has been a Substantial Completion date change; if approved by the Board of Education (see under specific project for the Change Order # referenced ).



## MEASURE S BOND PROGRAM - PHASE II: SCHEDULE SUMMARY



SUMMER BREAK

Conceptual Design Board Approved 12/13/18

Orange HS  
El Modena HS  
Villa Park HS

Conceptual Design Board Approved 5/9/19 for Canyon HS

Phase II Design & Budget Board Approved 7/25/19

Orange HS  
El Modena HS  
Villa Park HS  
Canyon HS

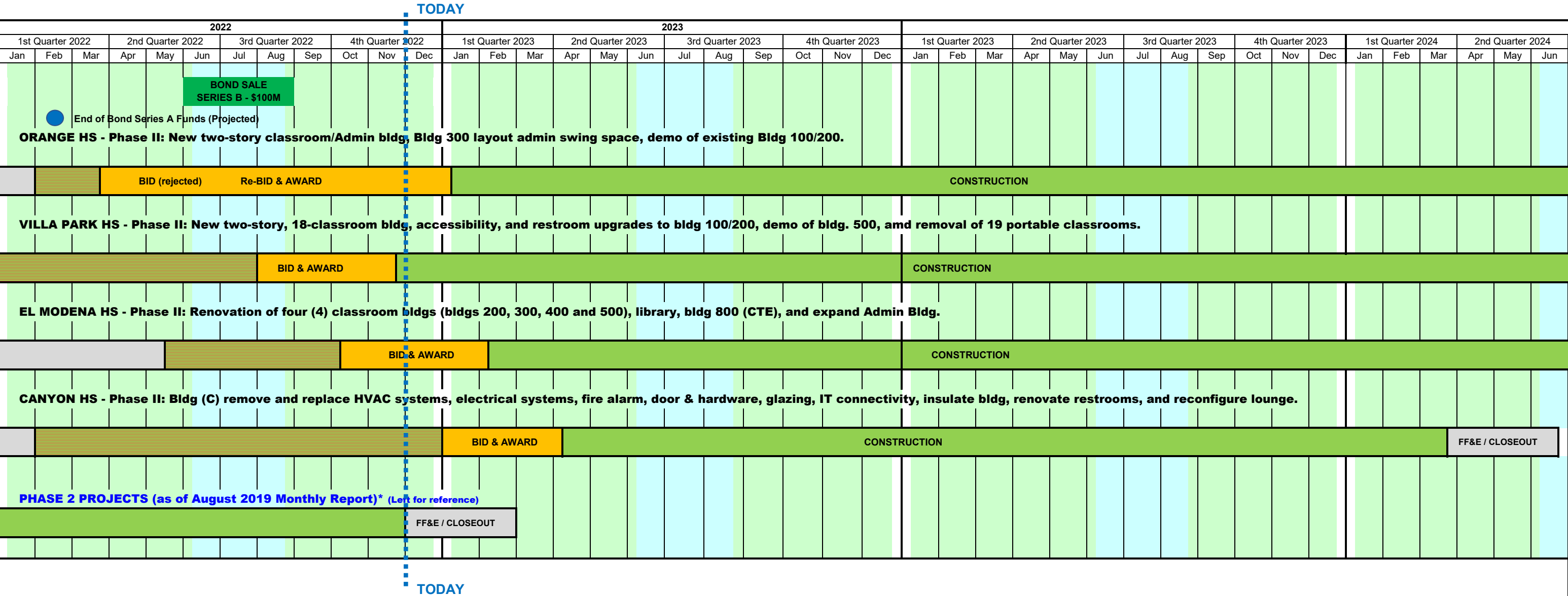


Phase II Design Document & Construction Estimate Board Approval (Completed)

Orange HS - November 19, 2020 Board Meeting  
El Modena HS - October 15, 2020 Board Meeting  
Villa Park HS - August 13, 2020 Board Meeting  
Canyon HS - February 11, 2021 Board Meeting



MEASURE S BOND PROGRAM - PHASE II: SCHEDULE SUMMARY



- SUMMER BREAK
- EXTENDED CONSTRUCTION START (for Phase II Bond Award)

**Board of Education**

Andrea Yamasaki, President

Kris Erickson, Vice-President

Ana Page, Clerk

John Ortega

Kathryn A. Moffat

Angie Schlueter-Rumsey

Rick Ledesma

Gunn Marie Hansen, Ph.D.

**Superintendent**

David A. Rivera

**Deputy Superintendent**

**Business Services**

Scott Harvey

**Senior Executive Director**

**Administrative Services**



Facilities & Planning Department

Measure S Bond Program

726 W. Collins Avenue

Orange, CA 92867

T: (714) 628-4500