



ORANGE UNIFIED SCHOOL DISTRICT

Measure S Bond Program

October 2022 Monthly Progress Report



PERIOD COVERED:
October 1-31, 2022

FISCAL YEAR
FY 2022-2023

PROGRESS REPORT NO.
PR-064-2022-064

PREPARED BY:

CUMMING
Building Value Through Expertise



TABLE OF CONTENTS

1.0 Executive Summary

- 1.1 Program Summary
- 1.2 Program Highlights/Key Milestones
- 1.3 Look Ahead (next 90 days)

2.0 Project Status Report

PHASE 1:

- Canyon HS – Science Center
- El Modena HS – Science Center
- Orange HS – Utility Infrastructure (Increment # 1)
- Orange HS – Science Center (Increment # 2)
- Villa Park HS – Interim Housing & Science Center

PHASE 2:

- Canyon HS - Modernization
- El Modena HS - Modernization
- Orange HS - New & Building Modernization
- Villa Park HS - New Building & Modernization

3.0 Financial Report

- 3.1 Project Cost Estimate
 - Summary with Quarterly totals
 - Budget vs Actuals with Vendor details per High School
- 3.2 Cash Flow Projections

4.0 Program Schedule Summary

- 4.1 Phase I Schedule Summary
- 4.2 Phase II Schedule Summary



1.0 EXECUTIVE SUMMARY

1.1 Program Summary

Division of State Architects (DSA) approval to establish Phase 1 design criteria completed as follows:

- (Completed) September 22, 2020 - El Modena HS Phase 1 Quad (04-119124)
- (Completed) October 24, 2019 - Villa Park HS New Parking and Drop Off (04-118521).
- (Completed) June 25, 2019 - Orange HS Custom Tensile Fabric Shade Structures (04-118351)
- (Completed) May 2, 2019 - Canyon HS Interim Modular Kitchen (04-118418)
- (Completed) January 31, 2019 - Canyon HS Science Center (04-117300)
- (Completed) November 6, 2018 - El Modena HS Science Center (04-117098)
- (Completed) August 16, 2018 - Villa Park HS Science Center (04-117022)
- (Completed) July 12, 2018 - Orange HS Science Center (Increment # 2) (04-116859)
- (Completed) April 10, 2018 - Orange HS Increment # 1 (Satellite Kitchen) (04-116673.2)
- (Completed) March 1, 2018 - Orange HS Increment #1 (Infrastructure Upgrades, Move Relocatable Buildings, Bus Drop-Off, Restroom Renovation Project) (04-116673.1)
- (Completed) February 7, 2018 - Villa Park HS Interim Housing (DSA Application #04-116788)

Phase 1 construction started (NTP) / completed (NOC), as follows:

- Construction Start - June 15, 2018 – Orange HS Site Infrastructure (Increment #1) (04-116673)
 - (Completed) July 25, 2019 – Orange HS Site Infrastructure (Increment #1) (04-116673.1)
- Construction Start January 7, 2019 – Villa Park HS (Int Housing and Science Center) (04-117022)
 - (DSA Completed) March 17, 2022 – Interim Housing (04-116788)
 - (DSA Completed) March 21, 2022 – Parking Lot Drop-Off (04-118521)
- Construction Start February 18, 2019 – Orange HS Science Center (Increment #2) (04-116859)
 - (DSA Completed) April 8, 2020 – Custom Tensile Fabric Shade Structure (04-118351)
 - (Completed) June 24, 2021 – Orange HS Science Center (Increment #2) (04-116859)
- Construction Start April 2, 2019 – El Modena HS Science Center (04-117098)
- Construction Start June 12, 2019 – Canyon HS Interim Housing & Science Center (04-117300)
 - (DSA Completed) August 7, 2020 – Interim Modular Kitchen (04-118418)

Division of State Architects (DSA) approval to establish Phase 2 design criteria as follows:

- Submitted on March 3, 2021 – Villa Park HS Phase 2 (04-119694)
 - (Completed) September 10, 2021.
- Submitted April 23, 2021 – El Modena HS Phase 2 (04-120032)
 - (Completed) May 6, 2022.
- Submitted May 26, 2021 – Orange HS Phase 2 (04-120151)
 - (Completed) January 25, 2022.
- Submitted August 17, 2021 – Canyon HS Phase 2 (04-120410)
 - (Completed) January 14, 2022.



Phase 2 construction started (NTP) / completed (NOC), as follows:

- Construction Start - September 23, 2021 – Orange HS Bldg. 300 Admin Swing Space (S2122-001C)
 - (Completed) March 1, 2022 – Orange HS Bldg. 300 Admin Swing Space (S2122-001C)

1.2 Program Highlights/Key Milestones

California Environmental Quality Act (CEQA) Compliance ACHIEVED on Phase 1 (as required by law):

- Villa Park HS Science Center – Notice of Exemption (Board approved on 9/20/18).
- Canyon HS Science Center – Notice of Exemption (Board approved on 7/26/18).
- Orange HS Science Center – Notice of Exemption (Board approved on 3/8/18).
- El Modena HS Science Center – Notice of Exemption (Board approved on 3/8/18).

California Environmental Quality Act (CEQA) Compliance ACHIEVED on Phase 2 (as required by law):

- Orange HS Phase 2 – Based on CEQA review, no new Notice of Exemption needed.
- Villa Park HS Phase 2 – Notice of Exemption (Board approved on 4/14/22).
- Canyon HS Phase 2 – Notice of Exemption (Board approved on 5/5/22).
- El Modena HS Phase 2 – Notice of Exemption (Board approved on 5/5/22).

Phase 2 Measure S Bond Project Development Update:

- As of October 20, 2022, at Villa Park HS - Phase 2 (04-119694), bid package No. S2223-001, reflecting scope: demolition of existing Building 500, New Type II-B, building 500, fully sprinklered, 2-Story, eighteen (18) general classroom building with staff lounge and meeting room, Accessibility upgrades to the existing Building 100/200, inclusive of accessibility upgrades to existing student restrooms only, removal of existing stairs and lift. Installation of new stairs and elevator, installation of new fences and gates to secure the campus perimeter at Building 100/200 breezeways, including replacing the storm drainage system. There was a public bid opening for Bid No. S2223-001 Villa Park HS New Classroom Building & Building 100/200 Modernization. There were three (3) bids received at the time of bidding, the lowest bid from S.J. Amoroso was deemed non-responsive and the 2nd low bid, Pinner Construction Co., Inc. was awarded in the amount of **\$26,659,000** (including the Allowance of \$500,000).
- As of October 27, 2022, A public bid opening was held for Bid No. S2223-002 Orange HS 2-story Classroom Student Services Building reflecting demolition of the existing Administration Building, and a 1-story Science Building and demolition of adjacent existing canopies, with site and utility upgrades around the new Building and on the Southwest corner of the Campus. There were three (3) bids received at the time of bidding, the lowest bid from **PCL Construction, Inc.**, in the amount of **\$19,586,000** (including the Allowance of \$400,000), which is being review for responsiveness. The bid packages will be reviewed for completeness and a decision to move forward will be made.
- As of October 31, 2022, at El Modena HS - Phase 2 (04-120032), Working with HED (Arch) to get design back within budget. The preparation to revised bid package and review for budget and



value engineering concerns are proceeding and we are preparing for a bid publication in December 2022.

- As of October 31, 2022, at Canyon HS – Phase 2 (04-120410), Reviewing the demolition and site preparation of the modulars to be removed off site. Continuing to work with CannonDesign (Arch), Cordoba (CM), Program Management and District to finalize the specification format and put together the bid package

Program Wide Cash Flow Projection / Bond Issuance

- As of October 31, 2022, the CBO outlined a summary of the Series B Bond sale during their June 2022 board meeting, reflecting use of Series B Bond sale cash on accounts in June 2022. Highlights include Passage Rate: 62.5%, Series B Bonds: \$100,000,000 Issued in June 2022 (Repayment Ratio: 1.98:1), Tax Rates have been below \$29.00 (2017/18 to 2022/23) Per \$100,000 of Assessed Valuation, Final Year of Tax Levy: Series A (2047) and Series B (2049).

Project Achievements:

On October 20, 2022, Board approved **Addendum # 2** (Service Amendment # 4R1) for **Lionakis** proposal dated 9/06/2022, to prepare for the re-bid activities for **Orange HS Phase 2** project, reflecting a cost of: **\$39,925.00**.

On October 20, 2022, Board approved the extension of the **Measure S – Construction Material Testing and Special Inspection Services**, using the original **Request for Qualifications and Proposals (RFQP) No.171018-02**, with the list of certified labs and special inspectors that have been established for \$2,700,000 to cover the Phase 1 measure s projects. Increase this agreement to cover Phase 2 projects with proposal from **American Engineering Laboratories**. for work needed on the Phase 2 projects at Orange HS and Villa Park HS as follows: \$376,519.00 (which includes a contingency allowance), for Orange HS Phase 2, and \$426,220.00 (which includes a contingency allowance), for Villa Park HS Phase 2. The revised cumulative of the Agreement, inclusive of all Amendments, shall increase from a not-to-exceed of **\$802,739.00**, increased from \$2,700,000.00 to a new total of **\$3,502,739.00**.

As of 10/31/22, the last **payment application # 38** (June), for ACI (EMHS) reflecting **100%** paid overall completion, reflecting **519 calendar days** elapsed.

As of 10/31/22, the last **payment application # 40** (June), for ACI (VPHS) reflecting **100%** paid overall completion, reflecting **683 calendar days** elapsed.

As of 10/31/22, processed **payment application # 38** (July) for Swinerton (CHS) reflecting **99%** paid overall completion, reflecting **1,107 calendar days** elapsed.

1.3 Look Ahead (next 90 days)

Board of Education Agenda



November 17th

1. Recommend Board approval for **Service Amendment # 05** from **Lionakis** to add four (4) interim modular classrooms to the bid package documents, secure DSA approval, respond as needed to pre-bid requests for Information, upload design information into Procore, and conduct construction administration for the **Orange HS Phase 2** project. Attached please find the Lionakis – Service Amendment # 05, proposal dated 10/05/2022, from Steve (see email string below), reflecting a cost of; **\$41,670.00.**
2. Recommend Board approval of **Change Order # 24** for **Swinerton Builders** at **Canyon HS** in the amount of; **\$766,354.27 – 47 Calendar Days**, Additional Contract Time; Description: General Contractor costs based on Twenty-Eight (28) PCO's: Eighteen (18) Unforeseen Conditions, Two (2) Owner Requested and Eight (8) Design Related changes. (9.29%).
3. Recommend Board approval of **Elite Modular Leasing & Sales, Inc.** pursuant to Savanna School District competitive Bid 2021 District-Wide Contract for Purchase, Lease, Relocate, Dismantling, and Removal of Division of the State Architect (DSA) Approved portable building, Project SSPU, #40-04/2020-21, awarded to Elite Modular Leasing & Sales, Inc. on February 9, 2021, with extensions valid through February 8, 2023. The District is in need of a **Two-year lease for four (4) relocatable buildings at Orange High School**. The relocatable units will provide classroom use for the school under the upcoming Measure S Phase 2 building project. Elite Modular Leasing & Sales has proposed a two-year lease in the amount of **\$166,676.00**. Staff has reviewed this pricing and has deemed the proposal to be reasonable and in alignment with the other modular utilized under the Savanna piggyback bid.
4. Recommend Board approval of **Addendum # 2** (Service Amendment # 4R1) for **Lionakis** proposal dated 9/06/2022, to prepare for the re-bid activities for **Orange HS Phase 2** project, reflecting a cost of; **\$39,925.00.**
5. Recommend Board approval to accept completion of contract and authorize to file the appropriate **Notice of Completion** for – **\$1819-002 Villa Park High School Science Center**. The contract has been sent to Purchasing as completed and will be submitted for the require acceptance by the Board of Education prior to filing of appropriate notice of completion (NOC).
6. Recommend Board approval to accept completion of contract and authorize to file the appropriate **Notice of Completion** for – **\$1819-005 El Modena High School IH & Science Center**. The contract has been sent to Purchasing as completed and will be submitted for the require acceptance by the Board of Education prior to filing of appropriate notice of completion (NOC).

Program Wide

- Orange HS Phase II –Reviewing the low bid received from PCL Construction, Inc., in the amount of \$19,586,000 (including the Allowance of \$400,000), for completeness for a decision to move forward to award. General Contractor to mobilize on project site and start construction.



-
- Orange HS Bldg. 100/200 (Phase II) – Move Manager working to remove assorted equipment, boxes, furniture, and other items (including the files), and general debris removal out of the basement of building 100/200 at Orange HS, to prepare for the demolition.
 - El Modena HS Science Center – Angeles Contractor (ACI) is completing substantial completion punch list items preparing for notice of completion. Filing DSA 168 for final project costs.
 - El Modena HS Phase II – HED (Architect of Record) is working with construction manager and District team to prepare the bid package for publication in December 2022.
 - El Modena HS Phase II – Move Manager is walking the site with the Principal to discuss logistics for the upcoming construction project.
 - Villa Park HS Interim Housing & Science Center – Angeles Contractor (ACI) is completing substantial completion punch list items preparing for notice of completion. Filing DSA 168 for final project costs.
 - Villa Park HS Phase II – Final review of bid package to prepare to issue a notice to proceed (NTP) to Pinner Construction Co., Inc. for Bid No. S2223-001 Villa Park HS New Classroom Building & Building 100/200 Modernization, in the amount of \$26,659,000 (including the Allowance of \$500,000). General Contractor to mobilize on project site and start construction
 - Villa Park HS Phase II – Move Manager has coordinated the clearing of building 500 in preparation for demolition.
 - Canyon HS Science Center – Swinerton Builders is completing substantial completion punch list items preparing for notice of completion. Filing DSA 168 for final project costs.
 - Canyon HS Phase II – CannonDesign (Architect of Record) working with District, Program Management and Cordoba (CM) to develop additional scope. CannonDesign and Purchasing Department finalizing the specification format and putting together the bid package.



2.0 PROJECT STATUS REPORT (PHASE 1)



Canyon High School
New STEM Building

CANYON HIGH SCHOOL



EL MODENA SCIENCE CENTER

Overall View

HED



Orange High School Science Center



ST VILLA PARK HIGH SCHOOL

LPA



CANYON HIGH SCHOOL

CANYON HS SCIENCE CENTER

- ✓ 12 Laboratory Rooms
- ✓ 12 General Classrooms
- ✓ Student Services
- ✓ New Food Services
- ✓ New Kitchen

- ✓ New Multi-Purpose Room Entry
- ✓ Parking Lot Improvements
- ✓ Infrastructure Upgrade and Improvements
- ✓ Landscape Improvements

Project Update (Close Out):

- As of 10/31/22, Swinerton finishing punch list items for the full Science Center building, preparing for substantial completion.
- On 10/06/22, There was an OPEN House held at the newly completed Kitchen at Canyon HS, for the parents, dignitaries, and staff.
- As of 10/31/2022, The OC Health Department final inspection report, record ID # SR0135346, was issued to Canyon HS. Awaiting the DSA sign-off for this acceptance.
- As of 10/31/22, processing payment application # 38 (July) reflecting 99% paid overall completion, reflecting 1,107 contract days elapsed.

[See Construction Photo's below:](#)



Left to right: Interior kitchen work completed with the full complement of kitchen equipment, including ceiling, floor, wall, and door finishes. The exterior stair with rails and H/C ramp at main entrance.



EL MODENA HS SCIENCE CENTER

- ✓ 12 Laboratory Rooms
- ✓ 1 General Classrooms
- ✓ 2 Medically Fragile Classrooms

- ✓ Relocation of Campus MDF
- ✓ Technology & Utility Upgrade
- ✓ Landscape Improvements

Project Update (Close Out):

- As of 10/31/22, Angeles working on completing punch list items while preparing to submit all final documents to close out.
- As of 10/30/22, A Notice of Project Completion (NOC), internal memo was distributed to notify Purchasing that this project S1819-005 El Modena HS Science Center project (04-117098), will be ready for close out at the November 17, 2022, Board of Education meeting.
- As of 10/31/22, the last payment application # 38 (JUNE) reflected 100% paid overall completion, and the full 519 contract days elapsed.

[See Completion Photo below:](#)



El Modena HS – Science Center STEM Building
(Main entrance, facing campus)



Orange High School

"ONCE A PANTHER, ALWAYS A PANTHER"



ORANGE HS SCIENCE CENTER

- ✓ 12 Laboratory Rooms
- ✓ 1 General Classrooms

- ✓ New Panther Pavilion Plaza
- ✓ 2 Medically Fragile Classrooms

Project Update Increment # 2 – Science Center (**Completion**):

- As of 10/31/22, all issues have been finalized.

[See Completion Photo below:](#)



Orange HS – Science Center STEM Building
(Dusk with lights)

VILLA PARK HIGH SCHOOL
SCHOOL OF EXCELLENCE

VILLA PARK HS SCIENCE CENTER

- ✓ 12 Laboratory Rooms
- ✓ 2 General Classrooms
- ✓ 2 Medically Fragile Classrooms

- ✓ Demolish existing building 300
- ✓ Install 10 New Portable Buildings

Project Update (Close Out):

- As of 10/31/22, Angeles working on completing punch list items while preparing for substantial completion.
- As of 10/31/22, Working on the DSA 310-N Notification of Requirement for Certification for Construction of 1-Science Classroom Building (04-117022), to complete all the DSA forms needed.
- As of 10/31/22, A Notice of Project Completion (NOC), internal memo was distributed to notify Purchasing that this project S1819-002 Villa Park HS IH & Science Center project (04-117022), will be ready for close out at the November 17, 2022, Board of Education meeting.
- As of 10/31/22, the last payment application # 40 (JUNE) reflecting 100% paid overall completion, and the full 683 contract days elapsed.

[See Completion Photo below:](#)



Villa Park HS – Science Center STEM Building
(The new Biofiltration area in the foreground next to building)

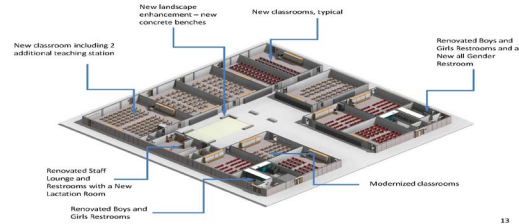


2.0 PROJECT STATUS REPORT (PHASE 2)



Canyon High School
Science Building Renovation

CANYON HIGH SCHOOL



13





CANYON HIGH SCHOOL

CANYON HS BUILDING MODERNIZATION

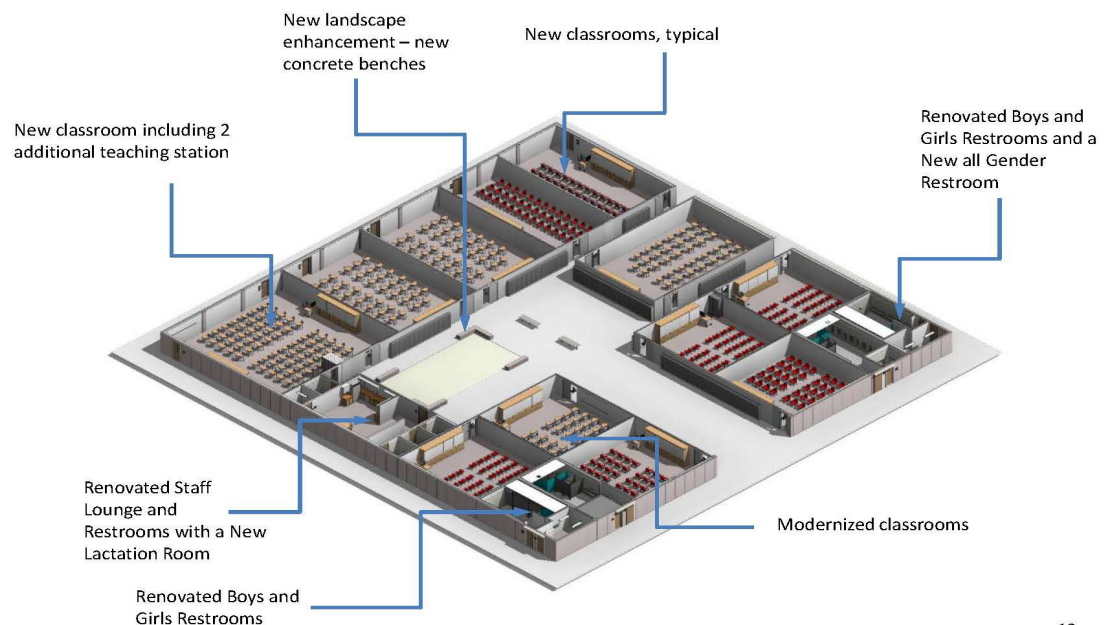
- | | |
|------------------------------|----------------------------------|
| ✓ 10 Renovated Classrooms | ✓ New Landscape |
| ✓ 2 Living Skills Classrooms | ✓ 100 Addition Parking Stalls |
| ✓ Renovate Staff Lounge | ✓ 19 Portable classrooms removed |
| ✓ Renovated Restrooms | ✓ Site improvements |
| ✓ New All Gender Restroom | |

Project Update (Pre-Bid):

- of 10/31/22, application (04-120410), originally accepted by DSA on 8/17/21, was design approved by DSA on 01/14/2022. Total DSA review duration was 150 days for this design.
- As of 10/31/22, Architect and team are reviewing the demolition and site preparation of the modulares to be removed off site. Continuing to work with CannonDesign (Arch), Cordoba (CM), Program Management and District to finalize the specification format and put together the bid package.
- As of 10/31/22, Move Manager to coordination with CleanEarth HAZMAT contractor for materials removal/disposal in building C. Contractor is scheduled to pick up and dispose hazardous materials next month. Proposal has been reviewed and approved. Surplus materials will be removed by CHS staff prior to debris removal.

Construction Photo's will be shown below once started:

Canyon High School Science Building Renovation



Left to right: Existing Science Building renovation outlined



EL MODENA HS BUILDING MODERNIZATION

- ✓ All Classrooms Renovated
- ✓ 800 Building for Career Technical Education
- ✓ 2 New Elevators
- ✓ Expand Administration Building

- ✓ Enhanced Student Quad
- ✓ Technology & Utility Upgrade
- ✓ Accessibility Upgrades
- ✓ Secure entire campus

Project Update ([Pre-Bid](#)):

- As of 10/31/22, application (04-120032), accepted by DSA on 4/23/21, was design approved by DSA on 05/06/2022. Total DSA review duration was 378 days for this design.
- As of 10/31/22, Working with HED (Arch) to prepare the bid package for publication in December 2022.
- As of 10/31/22, Move Manager, is walking the site with the Principal to discuss logistics for the upcoming construction project.

[Construction Photo's will be shown below once started:](#)



Left to right: This is the HED (Architect) rendering of the expanded administrative entrance.



ORANGE HS NEW & BUILDING MODERNIZATION

- | | |
|--|---|
| <ul style="list-style-type: none"> ✓ New 2-Story Student Service/Admin/Classroom Building ✓ Enhanced School Entrance (off Schaffer Avenue) ✓ 6 New General Classrooms | <ul style="list-style-type: none"> ✓ New Panther Pavilion Plaza ✓ Technology & Utility Upgrade ✓ Demo of Administration/Classroom Building |
|--|---|

Project Update (**Bidding**):

>>>Orange HS (S2122-001C) Building 300 Administration Swing Space – Completed

- On 10/20/22, The Board approved **Lab of Record**, from **American Engineering Laboratories, Inc.**, proposal dated 8/9/2022, for the Measure S – Laboratory of Record consultant services for the **Orange HS Phase 2** project, reflecting a cost of; **\$376,519.00**, (reflecting base contract services of; \$297,454.00, and a Contingency Allowance cost of; \$79,065.00).
- On 10/27/22, A **public bid opening** was held for **Bid No. S2223-002 Orange HS 2-story Classroom Student Services Building** reflecting demolition of the existing Administration Building, and a 1-story Science Building and demolition of adjacent existing canopies, with site and utility upgrades around the new Building and on the Southwest corner of the Campus. There were three (3) bids received at the time of bidding, the lowest bid from **PCL Construction, Inc.**, in the amount of **\$19,586,000** (including the Allowance of \$400,000), which is being review for responsiveness. The bid packages will be reviewed for completeness and a decision to move forward will be made.
- As of 10/31/22, Move Manager, has set the mobile storage units for Band room storage and re-configure space for the band room classes.

Construction Photo's will be shown below once started:



Orange HS – This is the Lionakis (Architect) rendering of the “Enhanced School Entrance” off Schaffer Avenue (at dusk with lights)



VILLA PARK HS NEW & BUILDING MODERNIZATION

- | | |
|--|--|
| <ul style="list-style-type: none"> ✓ New 2-Story Classroom Building ✓ 18 New General Classrooms ✓ New Staff Lounge & Meeting room ✓ New Storm Drain system | <ul style="list-style-type: none"> ✓ Demolish existing building 500 ✓ New Stairs and Elevator ✓ Utility & Accessibility Upgrades ✓ New Fences/Gates to Secure campus |
|--|--|

Project Update ([Bidding](#)):

- On 10/20/22, There was a public bid opening was held for **Bid No. S2223-001 Villa Park HS New Classroom Building & Building 100/200 Modernization**. There were three (3) bids received at the time of bidding, the lowest bid from S.J. Amoroso was deemed non-responsive and the 2nd low bid, **Pinner Construction Co., Inc.** was awarded in the amount of **\$26,659,000** (including the Allowance of \$500,000).
- On 10/20/22, The Board approved **Lab of Record**, from **American Engineering Laboratories, Inc.**, proposal dated 8/3/2022, for the Measure S – Laboratory of Record consultant services for the **Villa Park HS Phase 2** project, reflecting a cost of; **\$426,220.00**, (reflecting base contract services of; \$340,890.00, and a Contingency Allowance cost of; \$85,330.00).
- As of 10/31/22, Move Manager, has coordinated the clearing of building 500 in preparation for demolition.

[Construction Photo's will be shown below once started:](#)



Left to right: This is the LPA (Architect) rendering of the “New 2-Story Classroom Building”, which also shows the stie enhancement outside of this new building.



3.0 FINANCIAL REPORT

3.1 PROJECT Cost Estimate

Measure S Bond Program Financial Report for October 2022

QSS Data thru 10/31/2022

	Budget	Contracted to Date	Expended to Date	Quarterly Expense Oct '22 - Dec '22	% Expended
PROGRAM					
Phase 1 - HS Science Center	\$166,737,936	\$165,293,048	\$161,414,761	\$840,692	96.81%
Phase 2	\$126,687,703	\$12,436,249	\$6,757,162	\$142,981	5.33%
TOTAL	\$293,425,639	\$177,729,297	\$168,171,923	\$983,672	57.31%
Canyon High School					
Phase 1 - HS Science Center	\$53,922,013	\$53,146,617	\$52,282,682	\$746,776	96.96%
Phase 2	\$21,302,570	\$1,524,028	\$821,657	\$42,550	3.86%
TOTAL	\$75,224,583	\$54,670,644	\$53,104,340	\$789,326	70.59%
El Modena High School					
Phase 1 - HS Science Center	\$35,988,158	\$35,820,106	\$34,299,410	\$51,397	95.31%
Phase 2	\$36,536,175	\$3,163,984	\$2,059,666	\$60,904	5.64%
TOTAL	\$72,524,333	\$38,984,090	\$36,359,077	\$112,301	50.13%
Orange High School					
Phase 1 - HS Science Center	\$42,213,165	\$42,203,163	\$42,143,281	\$0	99.83%
Phase 2	\$31,387,252	\$3,412,795	\$1,876,773	\$66,102	5.98%
TOTAL	\$73,600,416	\$45,615,959	\$44,020,054	\$66,102	59.81%
Villa Park High School					
Phase 1 - HS Science Center	\$34,614,601	\$34,123,162	\$32,689,387	\$42,519	94.44%
Phase 2	\$37,461,706	\$4,335,442	\$1,999,065	\$93,837	5.34%
TOTAL	\$72,076,307	\$38,458,604	\$34,688,452	\$136,356	48.13%



Measure S Bond Program
Financial Report for October 2022
Budget vs Actuals by School and Budget Category with Vendor Detail

QSS Data thru 10/31/2022

	Budget	Contracted to Date	Expended to Date	Quarterly Expense Oct '22 - Dec '22	% Expended
Canyon High School					
390-9520 Canyon HS Science Center (DSA 04-117300)					
1. Design Cost					
1.01 Architect					
UNCOMMITTED	\$49,601	\$0	\$0	\$0	
GKKWORKS CANNON DESIGN	\$3,133,137	\$3,133,137	\$3,113,946	\$7,803	99.39%
LIONAKIS	\$14,058	\$14,058	\$14,058	\$0	100.00%
	\$3,196,796	\$3,147,195	\$3,128,004	\$7,803	97.85%
2. Construction Cost					
2.01 Construction					
UNCOMMITTED	\$500,000	\$0	\$0	\$0	
SWINERTON BUILDERS	\$40,149,255	\$40,149,255	\$39,622,213	\$567,677	98.69%
	\$40,649,255	\$40,149,255	\$39,622,213	\$567,677	97.47%
2.02 OFCI & Other Construction					
UNCOMMITTED	\$5,001	\$0	\$0	\$0	
ACCO ENGINEERED SYSTEMS INC	\$236,785	\$236,785	\$236,785	\$0	100.00%
AMERICAN REPROGRAPHICS CO LLC	\$1,026	\$1,026	\$0	\$0	0.00%
ANIXTER	\$5,092	\$5,092	\$5,092	\$0	100.00%
CDW GOVERNMENT INC	\$82,283	\$82,283	\$82,283	\$0	100.00%
CITY OF ANAHEIM - ELECTRICAL ENGINEERING DIV	\$91,340	\$91,340	\$91,340	\$0	100.00%
DEVELOPMENT GROUP INC	\$100,594	\$100,594	\$95,769	\$0	95.20%
FLINN SCIENTIFIC INC	\$9,067	\$9,067	\$9,067	\$0	100.00%
INTER-PACIFIC INC	\$15,007	\$15,007	\$15,007	\$0	100.00%
IRVINE PIPE & SUPPLY	\$2,504	\$2,504	\$2,504	\$0	100.00%
SIERRA SCHOOL EQUIPMENT COMPANY	\$3,795	\$3,795	\$3,795	\$3,795	100.00%
THOMPSON ENGINEERING	\$22,792	\$22,792	\$22,792	\$0	100.00%
TURTLE STORAGE dba AMERICAN BICYCLE CO	\$7,597	\$7,597	\$7,597	\$0	100.00%
VERNES PLUMBING	\$9,780	\$9,780	\$0	\$0	0.00%
VWR INTERNATIONAL LLC	\$16,691	\$16,691	\$16,691	\$0	100.00%
WW GRAINGER INC	\$1,039	\$1,039	\$1,039	\$0	100.00%
	\$610,392	\$605,391	\$589,760	\$3,795	96.62%
3. Program and Construction Management					
3.01 Program Management Fees					
UNCOMMITTED	\$0	\$0	\$0	\$0	
CUMMING CONSTRUCTION MGMT INC	\$1,427,755	\$1,427,755	\$1,367,250	\$21,512	95.76%
	\$1,427,755	\$1,427,755	\$1,367,250	\$21,512	95.76%
3.02 Construction Management Fees					
UNCOMMITTED	\$0	\$0	\$0	\$0	



Measure S Bond Program
Financial Report for October 2022
Budget vs Actuals by School and Budget Category with Vendor Detail

QSS Data thru 10/31/2022

	Budget	Contracted to Date	Expended to Date	Quarterly Expense Oct '22 - Dec '22	% Expended
CORDOBA CORPORATION	\$87,479	\$87,479	\$87,479	\$0	100.00%
GAFCON INC	\$3,165,144	\$3,165,144	\$3,106,015	\$106,542	98.13%
	\$3,252,623	\$3,252,623	\$3,193,494	\$106,542	98.18%
4. Construction Support Costs					
4.02 Title, Environmental, Stormwater Management					
UNCOMMITTED	\$0	\$0	\$0	\$0	
CHICAGO TITLE COMPANY	\$750	\$750	\$750	\$0	100.00%
CITY OF ANAHEIM	\$2,524	\$2,524	\$2,524	\$0	100.00%
CITY OF ANAHEIM - WATER	\$3,082	\$3,082	\$3,082	\$0	100.00%
COUNTY OF ORANGE - ENVIRONMENTAL HEALTH	\$1,615	\$1,615	\$1,615	\$0	100.00%
ENVIRONMENTAL AUDIT INC	\$21,375	\$21,375	\$21,375	\$0	100.00%
STATE WATER RESOURCES CONTROL BOARD (SWRCB)	\$756	\$756	\$756	\$0	100.00%
	\$30,102	\$30,102	\$30,102	\$0	100.00%
4.03 Commissioning					
UNCOMMITTED	\$9,940	\$0	\$0	\$0	
P2S ENGINEERING INC	\$62,503	\$62,503	\$54,682	\$0	87.49%
	\$72,443	\$62,503	\$54,682	\$0	75.48%
4.05 DSA Review Fees					
UNCOMMITTED	\$70,456	\$0	\$0	\$0	
DIVISION OF STATE ARCHITECT	\$504,370	\$504,370	\$504,370	\$0	100.00%
	\$574,826	\$504,370	\$504,370	\$0	87.74%
4.06 Postage, Printing & Advertising					
UNCOMMITTED	\$0	\$0	\$0	\$0	
AMERICAN REPROGRAPHICS CO LLC	\$10,950	\$10,950	\$10,950	\$0	100.00%
SOUTHERN CALIFORNIA NEWS GROUP	\$2,605	\$2,605	\$2,605	\$0	100.00%
	\$13,555	\$13,555	\$13,555	\$0	100.00%
4.07 DSA Inspection (IOR)					
UNCOMMITTED	\$4,209	\$0	\$0	\$0	
KNOWLAND CONSTRUCTION SERVICES	\$523,160	\$523,160	\$490,072	\$41,448	93.68%
	\$527,369	\$523,160	\$490,072	\$41,448	92.93%
4.08 DSA Construction Phase Testing (LOR)					
UNCOMMITTED	\$78,148	\$0	\$0	\$0	
AMERICAN ENGINEERING LABORATORIES INC	\$574,806	\$574,806	\$524,019	\$0	91.16%
	\$652,954	\$574,806	\$524,019	\$0	80.25%
4.09 Relocation					
UNCOMMITTED	\$6,540	\$0	\$0	\$0	
BELTMANN GROUP, INC	\$14,169	\$14,169	\$14,169	\$0	100.00%
NATIONAL CONSTRUCTION RENTALS	\$400	\$400	\$400	\$0	100.00%
REDBIRD FLIGHT SIMULATIONS	\$3,900	\$3,900	\$3,900	\$0	100.00%
ULINE INC	\$1,284	\$1,284	\$1,284	\$0	100.00%



Measure S Bond Program
Financial Report for October 2022
Budget vs Actuals by School and Budget Category with Vendor Detail

QSS Data thru 10/31/2022

	Budget	Contracted to Date	Expended to Date	Quarterly Expense Oct '22 - Dec '22	% Expended
	\$26,293	\$19,753	\$19,753	\$0	75.13%
4.11 Preliminary Testing (Hazmat, Topo, Geo, etc)					
UNCOMMITTED	\$0	\$0	\$0	\$0	
C BELOW SUBSURFACE IMAGING (Subsurface Investigation)	\$8,445	\$8,445	\$8,445	\$0	100.00%
CALIFORNIA GEOLOGICAL SURVEY (Geology and Seismology Review)	\$3,600	\$3,600	\$3,600	\$0	100.00%
ENVIRONMENTAL NETWORK CORPORATION	\$30,138	\$30,138	\$27,583	\$0	91.52%
HARRINGTON GEOTECHNICAL ENGINEERING INC (Geotechnical Soils Investigation)	\$13,500	\$13,500	\$13,500	\$0	100.00%
PROVENCER, GEORGE (dba PROVO ENGINEERING)	\$720	\$720	\$720	\$0	100.00%
RMA GROUP (dba SITESCAN)	\$26,103	\$26,103	\$26,103	\$0	100.00%
XICOTENCATL ENRIQUE SALAZAR	\$20,100	\$20,100	\$20,100	\$0	100.00%
	\$102,605	\$102,605	\$100,050	\$0	97.51%
4.12 Utility Connection Fees (Local Permits)					
UNCOMMITTED	\$0	\$0	\$0	\$0	
AT&T	\$5,302	\$5,302	\$5,302	\$0	100.00%
CITY OF ANAHEIM - ELECTRICAL ENGINEERING DIV	\$1,831	\$1,831	\$1,831	\$0	100.00%
CROWN CASTLE INTERNATIONAL	\$6,455	\$6,455	\$6,455	\$0	100.00%
SOUTHERN CALIFORNIA GAS CO	\$2,445	\$2,445	\$2,445	\$0	100.00%
	\$16,034	\$16,034	\$16,034	\$0	100.00%
4.13 FF&E (Laboratory Tables and Chairs, other)					
UNCOMMITTED	\$7,982	\$0	\$0	\$0	
AMS.NET	\$14,485	\$14,485	\$14,485	\$0	100.00%
ARROW RESTAURANT EQUIPMENT	\$11,559	\$11,559	\$11,559	\$0	100.00%
CAROLINA BIOLOGICAL SUPPLY	\$18,896	\$18,896	\$1,869	\$0	9.89%
FISHER SCIENCE EDUCATION	\$36,200	\$36,200	\$36,200	\$0	100.00%
FLINN SCIENTIFIC INC	\$8,028	\$8,028	\$8,028	\$0	100.00%
GORM	\$15,376	\$15,376	\$15,376	\$0	100.00%
HILLYARD INC	\$10,616	\$10,616	\$10,616	\$0	100.00%
SIERRA SCHOOL EQUIPMENT COMPANY	\$882,071	\$882,071	\$862,965	\$0	97.83%
VWR INTERNATIONAL LLC	\$9,486	\$9,486	\$9,486	\$0	100.00%
VW GRAINGER INC	\$1,881	\$1,881	\$1,881	\$0	100.00%
	\$1,016,579	\$1,008,597	\$972,464	\$0	95.66%
4.15 Miscellaneous Fees					
UNCOMMITTED	\$0	\$0	\$0	\$0	
OUSD COST OF INTEREST DISTRIBUTION	\$93,941	\$93,941	\$93,941	\$0	100.00%
	\$93,941	\$93,941	\$93,941	\$0	100.00%
5. Contingency					
5.02 Project Contingency					
UNCOMMITTED	\$26,221	\$0	\$0	\$0	



Measure S Bond Program
Financial Report for October 2022
Budget vs Actuals by School and Budget Category with Vendor Detail

QSS Data thru 10/31/2022

	Budget	Contracted to Date	Expended to Date	Quarterly Expense Oct '22 - Dec '22	% Expended
	\$26,221	\$0	\$0	\$0	0.00%
Total 390-9520 Canyon HS Science Center (DSA 04-117300)	\$52,289,744	\$51,531,645	\$50,719,763	\$748,776	97.00%
390-0000 Canyon HS IP Surveillance Camera and Systems					
4. Construction Support Costs					
4.13 FF&E (Laboratory Tables and Chairs, other)					
UNCOMMITTED	\$0	\$0	\$0	\$0	
CDW GOVERNMENT INC	\$29,337	\$29,337	\$29,337	\$0	100.00%
DIGITAL NETWORKS GROUP INC (F/I IP Camera Software)	\$7,093	\$7,093	\$7,093	\$0	100.00%
INTER-PACIFIC INC	\$18,163	\$18,163	\$18,163	\$0	100.00%
	\$54,593	\$54,593	\$54,593	\$0	100.00%
Total 390-0000 Canyon HS IP Surveillance Camera and Systems	\$54,593	\$54,593	\$54,593	\$0	100.00%
390-9520 Canyon HS Interim Kitchen (DSA 04-118418)					
1. Design Cost					
1.01 Architect					
UNCOMMITTED	\$0	\$0	\$0	\$0	
GKKWORKS CANNON DESIGN	\$119,620	\$119,620	\$119,620	\$0	100.00%
	\$119,620	\$119,620	\$119,620	\$0	100.00%
2. Construction Cost					
2.01 Construction					
UNCOMMITTED	\$0	\$0	\$0	\$0	
SWINERTON BUILDERS	\$1,053,557	\$1,053,557	\$1,048,571	\$0	99.53%
	\$1,053,557	\$1,053,557	\$1,048,571	\$0	99.53%
2.02 OFCI and Other Construction					
UNCOMMITTED	\$0	\$0	\$0	\$0	
E.R.E.S. ENTERPRISES INC DBA ECONOMY RESTAURANT EQUIP	\$49,721	\$49,721	\$49,721	\$0	100.00%
THE DICKLER CORPORATION DBA CHEFS TOYS	\$109,449	\$109,449	\$109,449	\$0	100.00%
	\$159,170	\$159,170	\$159,170	\$0	100.00%
4. Construction Support Costs					
4.01 Rental					
UNCOMMITTED	\$0	\$0	\$0	\$0	
ELITE MODULAR LEASING & SALES INC	\$191,995	\$191,995	\$144,929	\$0	75.49%
	\$191,995	\$191,995	\$144,929	\$0	75.49%
4.05 DSA Review Fees					
UNCOMMITTED	\$0	\$0	\$0	\$0	



Measure S Bond Program
Financial Report for October 2022
Budget vs Actuals by School and Budget Category with Vendor Detail

QSS Data thru 10/31/2022

	Budget	Contracted to Date	Expended to Date	Quarterly Expense Oct '22 - Dec '22	% Expended
DIVISION OF STATE ARCHITECT	\$15,812	\$15,812	\$15,812	\$0	100.00%
	\$15,812	\$15,812	\$15,812	\$0	100.00%
4.07 DSA Inspection (IOR)					
UNCOMMITTED	\$9,416	\$0	\$0	\$0	
KNOWLAND CONSTRUCTION SERVICES	\$61,688	\$61,688	\$61,688	\$0	100.00%
	\$71,104	\$61,688	\$61,688	\$0	86.76%
4.08 DSA Construction Phase Testing (LOR)					
UNCOMMITTED	\$7,881	\$0	\$0	\$0	
AMERICAN ENGINEERING LABORATORIES INC	\$9,219	\$9,219	\$9,219	\$0	100.00%
	\$17,100	\$9,219	\$9,219	\$0	53.91%
4.11 Preliminary Testing (Hazmat, Topo, Geo, etc)					
UNCOMMITTED	\$0	\$0	\$0	\$0	
ENVIRONMENTAL NETWORK CORPORATION	\$3,910	\$3,910	\$3,910	\$0	100.00%
	\$3,910	\$3,910	\$3,910	\$0	100.00%
Total 390-9520 Canyon HS Interim Kitchen (DSA 04-118418)	\$1,632,269	\$1,614,972	\$1,562,920	\$0	95.75%
390-9520 Canyon HS Phase II (DSA 04-120410)					
1. Design Cost					
1.01 Architect					
UNCOMMITTED	\$86,858	\$0	\$0	\$0	
GKKWORKS CANNON DESIGN	\$686,493	\$686,493	\$481,101	\$0	70.08%
	\$773,351	\$686,493	\$481,101	\$0	62.21%
2. Construction Cost					
2.01 Construction					
UNCOMMITTED	\$8,856,321	\$0	\$0	\$0	
	\$8,856,321	\$0	\$0	\$0	0.00%
2.02 OFCI and Other Construction					
UNCOMMITTED	\$150,000	\$0	\$0	\$0	
	\$150,000	\$0	\$0	\$0	0.00%
3. Program and Construction Management					
3.01 Program Management Fees					
UNCOMMITTED	\$162,161	\$0	\$0	\$0	
CUMMING CONSTRUCTION MGMT INC	\$254,689	\$254,689	\$102,664	\$35,302	40.31%
	\$416,850	\$254,689	\$102,664	\$35,302	24.63%
3.02 Construction Management Fees					
UNCOMMITTED	\$320,708	\$0	\$0	\$0	
CORDOBA CORPORATION	\$384,243	\$384,243	\$101,653	\$7,248	26.46%



Measure S Bond Program
Financial Report for October 2022
Budget vs Actuals by School and Budget Category with Vendor Detail

QSS Data thru 10/31/2022

	Budget	Contracted to Date	Expended to Date	Quarterly Expense Oct '22 - Dec '22	% Expended
	\$704,952	\$384,243	\$101,653	\$7,248	14.42%
4. Construction Support Costs					
4.02 Title, Environmental, Stormwater Management					
UNCOMMITTED	\$17,411	\$0	\$0	\$0	
ENVIRONMENTAL AUDIT INC	\$7,590	\$7,590	\$4,151	\$0	54.69%
	\$25,001	\$7,590	\$4,151	\$0	16.60%
4.03 Commissioning					
UNCOMMITTED	\$11,521	\$0	\$0	\$0	
P2S ENGINEERING INC	\$18,479	\$18,479	\$3,600	\$0	19.48%
	\$30,000	\$18,479	\$3,600	\$0	12.00%
4.05 DSA Review Fees					
UNCOMMITTED	\$50,000	\$0	\$0	\$0	
DIVISION OF STATE ARCHITECT	\$57,640	\$57,640	\$57,640	\$0	100.00%
	\$107,640	\$57,640	\$57,640	\$0	53.55%
4.06 Postage, Printing & Advertising					
UNCOMMITTED	\$4,500	\$0	\$0	\$0	
AMERICAN REPROGRAPHICS CO LLC	\$12,000	\$12,000	\$0	\$0	0.00%
SOUTHERN CALIFORNIA NEWS GROUP	\$3,500	\$3,500	\$0	\$0	0.00%
	\$20,000	\$15,500	\$0	\$0	0.00%
4.07 DSA Inspection (IOR)					
UNCOMMITTED	\$250,000	\$0	\$0	\$0	
	\$250,000	\$0	\$0	\$0	0.00%
4.08 DSA Construction Phase Testing (LOR)					
UNCOMMITTED	\$250,000	\$0	\$0	\$0	
	\$250,000	\$0	\$0	\$0	0.00%
4.09 Relocation					
UNCOMMITTED	\$13,750	\$0	\$0	\$0	
CLEAN EARTH ENVIRONMENTAL	\$20,000	\$20,000	\$0	\$0	0.00%
ULINE INC	\$1,250	\$1,250	\$0	\$0	0.00%
	\$35,000	\$21,250	\$0	\$0	0.00%
4.11 Preliminary Testing (Hazmat, Topo, Geo, etc)					
UNCOMMITTED	\$5,000	\$0	\$0	\$0	
ENVIRONMENTAL NETWORK CORPORATION	\$19,515	\$19,515	\$12,220	\$0	62.62%
XICOTENCATL ENRIQUE SALAZAR	\$3,825	\$3,825	\$3,825	\$0	100.00%
	\$28,340	\$23,340	\$16,045	\$0	56.62%
4.13 FF&E (Laboratory Tables and Chairs, other)					
UNCOMMITTED	\$200,000	\$0	\$0	\$0	
	\$200,000	\$0	\$0	\$0	0.00%
4.15 Miscellaneous Fees					



Measure S Bond Program
Financial Report for October 2022
Budget vs Actuals by School and Budget Category with Vendor Detail

QSS Data thru 10/31/2022

	Budget	Contracted to Date	Expended to Date	Quarterly Expense Oct '22 - Dec '22	% Expended
UNCOMMITTED	\$94,789	\$0	\$0	\$0	
OUSD COST OF INTEREST DISTRIBUTION	\$211	\$211	\$211	\$0	100.00%
	\$95,000	\$211	\$211	\$0	0.22%
5. Contingency					
5.01 Construction Contingency					
UNCOMMITTED	\$885,632	\$0	\$0	\$0	
	\$885,632	\$0	\$0	\$0	0.00%
5.02 Project Contingency					
UNCOMMITTED	\$8,419,892	\$0	\$0	\$0	
	\$8,419,892	\$0	\$0	\$0	0.00%
Total 390-9520 Canyon HS Phase II (DSA 04-120410)	\$21,247,978	\$1,469,435	\$767,065	\$42,550	3.61%
Canyon High School	\$75,224,583	\$54,670,644	\$53,104,340	\$789,326	70.59%
El Modena High School					
391-0000 El Modena HS IP Surveillance Camera and Systems					
4. Construction Support Costs					
4.13 FF&E (Laboratory Tables and Chairs, other)					
UNCOMMITTED	\$0	\$0	\$0	\$0	
CDW GOVERNMENT INC	\$39,388	\$39,388	\$39,388	\$0	100.00%
DIGITAL NETWORKS GROUP INC (F/I IP Camera Software)	\$11,719	\$11,719	\$11,719	\$0	100.00%
INTER-PACIFIC INC	\$30,073	\$30,073	\$30,073	\$0	100.00%
	\$81,179	\$81,179	\$81,179	\$0	100.00%
Total 391-0000 El Modena HS IP Surveillance Camera and Systems	\$81,179	\$81,179	\$81,179	\$0	100.00%
391-9520 El Modena HS Science Center (DSA 04-117098)					
1. Design Cost					
1.01 Architect					
UNCOMMITTED	\$2,683	\$0	\$0	\$0	
HARLEY ELLIS DEVEREAUX	\$1,968,018	\$1,968,018	\$1,944,450	\$0	98.80%
LIONAKIS	\$14,059	\$14,059	\$14,059	\$0	100.00%
	\$1,984,760	\$1,982,077	\$1,958,509	\$0	98.68%
2. Construction Cost					
2.01 Construction					
UNCOMMITTED	\$135,321	\$0	\$0	\$0	
ANGELES CONTRACTOR, INC	\$27,089,450	\$27,089,450	\$25,755,046	\$0	95.07%
	\$27,224,772	\$27,089,450	\$25,755,046	\$0	94.60%



Measure S Bond Program
Financial Report for October 2022
Budget vs Actuals by School and Budget Category with Vendor Detail

QSS Data thru 10/31/2022

	Budget	Contracted to Date	Expended to Date	Quarterly Expense Oct '22 - Dec '22	% Expended
2.02 OFCI and Other Construction					
UNCOMMITTED	\$7,486	\$0	\$0	\$0	
ACCO ENGINEERED SYSTEMS INC	\$355,544	\$355,544	\$355,544	\$0	100.00%
AMERICAN REPROGRAPHICS CO LLC	\$0	\$0	\$0	\$0	
ANIXTER	\$5,092	\$5,092	\$5,092	\$0	100.00%
ARROW RESTAURANT EQUIPMENT	\$14,213	\$14,213	\$14,213	\$0	100.00%
CAROLINA BIOLOGICAL SUPPLY	\$25,611	\$25,611	\$25,611	\$0	100.00%
DEVELOPMENT GROUP INC	\$54,520	\$54,520	\$54,520	\$0	100.00%
FAIR PLAY SCOREBOARDS	\$17,694	\$17,694	\$17,694	\$0	100.00%
FISHER SCIENCE EDUCATION	\$25,951	\$25,951	\$25,951	\$0	100.00%
FLINN SCIENTIFIC INC	\$12,970	\$12,970	\$12,970	\$0	100.00%
GIANNELLI ELECTRIC INC	\$19,380	\$19,380	\$0	\$0	0.00%
PROFESSIONAL TURF SPECIALTIES	\$23,460	\$23,460	\$23,460	\$0	100.00%
WW GRAINGER INC	\$4,081	\$4,081	\$4,081	\$0	100.00%
	\$566,004	\$558,518	\$539,138	\$0	95.25%
3. Program and Construction Management					
3.01 Program Management Fees					
UNCOMMITTED	\$1	\$0	\$0	\$0	
CUMMING CONSTRUCTION MGMT INC	\$1,530,706	\$1,530,706	\$1,498,962	\$11,451	97.93%
	\$1,530,706	\$1,530,706	\$1,498,962	\$11,451	97.93%
3.02 Construction Management Fees					
UNCOMMITTED	\$0	\$0	\$0	\$0	
ARCADIS U.S. INC	\$2,251,362	\$2,251,362	\$2,251,362	\$0	100.00%
CORDOBA CORPORATION	\$90,336	\$90,336	\$90,336	\$0	100.00%
	\$2,341,698	\$2,341,698	\$2,341,698	\$0	100.00%
4. Construction Support Costs					
4.02 Title, Environmental, Stormwater Management					
UNCOMMITTED	\$0	\$0	\$0	\$0	
CHICAGO TITLE COMPANY	\$1,500	\$1,500	\$1,500	\$0	100.00%
CITY OF ORANGE (PUBLIC WORKS)	\$71	\$71	\$71	\$0	100.00%
CITY OF ORANGE (WATER DIVISION)	\$10,942	\$10,942	\$10,942	\$0	100.00%
ENVIRONMENTAL AUDIT INC	\$8,548	\$8,548	\$8,548	\$0	100.00%
OUSD COST OF INTEREST DISTRIBUTION	\$0	\$0	\$0	\$0	
	\$21,060	\$21,060	\$21,060	\$0	100.00%
4.03 Commissioning					
UNCOMMITTED	\$0	\$0	\$0	\$0	
P2S ENGINEERING INC	\$30,459	\$30,459	\$29,169	\$0	95.76%
	\$30,460	\$30,459	\$29,169	\$0	95.76%



Measure S Bond Program
Financial Report for October 2022
Budget vs Actuals by School and Budget Category with Vendor Detail

QSS Data thru 10/31/2022

4.05 DSA Review Fees

UNCOMMITTED	\$0	\$0	\$0	\$0	
DIVISION OF STATE ARCHITECT	\$346,284	\$346,284	\$346,284	\$39,946	100.00%
	\$346,284	\$346,284	\$346,284	\$39,946	100.00%

4.06 Postage, Printing & Advertising

UNCOMMITTED	\$0	\$0	\$0	\$0	
AMERICAN REPROGRAPHICS CO LLC	\$19,155	\$19,155	\$19,155	\$0	100.00%
SOUTHERN CALIFORNIA NEWS GROUP	\$2,024	\$2,024	\$2,024	\$0	100.00%
	\$21,179	\$21,179	\$21,179	\$0	100.00%

4.07 DSA Inspection (IOR)

UNCOMMITTED	\$22,561	\$0	\$0	\$0	
BPI INSPECTION SERVICE	\$339,474	\$339,474	\$320,224	\$0	94.33%
	\$362,035	\$339,474	\$320,224	\$0	88.45%

4.08 DSA Construction Phase Testing (LOR)

UNCOMMITTED	\$0	\$0	\$0	\$0	
KOURY ENGINEERING & TESTING INC (Geotechnical Engineering)	\$627,718	\$627,718	\$619,825	\$0	98.74%
	\$627,718	\$627,718	\$619,825	\$0	98.74%

4.09 Relocation

UNCOMMITTED	\$0	\$0	\$0	\$0	
BELTMANN GROUP, INC	\$5,130	\$5,130	\$5,129	\$0	99.98%
ULINE INC	\$1,586	\$1,586	\$1,586	\$0	100.00%
	\$6,715	\$6,715	\$6,715	\$0	99.99%

4.11 Preliminary Testing (Hazmat, Topo, Geo, etc)

UNCOMMITTED	\$0	\$0	\$0	\$0	
ALLEGIAN FIRE PROTECTION INC	\$525	\$525	\$525	\$0	100.00%
CALIFORNIA GEOLOGICAL SURVEY (Geology and Seismology Review)	\$3,600	\$3,600	\$3,600	\$0	100.00%
ENVIRONMENTAL NETWORK CORPORATION	\$14,132	\$14,132	\$14,132	\$0	100.00%
HARLEY ELLIS DEVEREAUX	\$14,908	\$14,908	\$14,908	\$0	100.00%
NINYO & MOORE	\$29,771	\$29,771	\$29,771	\$0	100.00%
PCA ARBORISTS & CONSULTANTS INC	\$1,569	\$1,569	\$1,569	\$0	100.00%
THE CONVERSE PROFESSIONAL GROUP (Soils Investigation)	\$30,640	\$30,640	\$30,640	\$0	100.00%
	\$95,145	\$95,145	\$95,145	\$0	100.00%

4.12 Utility Connection Fees (Local Permits)

UNCOMMITTED	\$0	\$0	\$0	\$0	
DIVISION OF STATE ARCHITECT	\$0	\$0	\$0	\$0	
SOUTHERN CALIFORNIA EDISON	\$3,665	\$3,665	\$3,665	\$0	100.00%
STATE WATER RESOURCES CONTROL BOARD (SWRCB)	\$1,593	\$1,593	\$1,593	\$0	100.00%
	\$5,258	\$5,258	\$5,258	\$0	100.00%

4.13 FF&E (Laboratory Tables and Chairs, other)

UNCOMMITTED	\$0	\$0	\$0	\$0	
-------------	-----	-----	-----	-----	--



Measure S Bond Program
Financial Report for October 2022
Budget vs Actuals by School and Budget Category with Vendor Detail

QSS Data thru 10/31/2022

	Budget	Contracted to Date	Expended to Date	Quarterly Expense Oct '22 - Dec '22	% Expended
AMS.NET	\$3,754	\$3,754	\$3,754	\$0	100.00%
CDW GOVERNMENT INC	\$64,325	\$64,325	\$64,325	\$0	100.00%
FISHER SCIENCE EDUCATION	\$5,827	\$5,827	\$5,827	\$0	100.00%
FLINN SCIENTIFIC INC	\$2,081	\$2,081	\$2,081	\$0	100.00%
GORM	\$10,695	\$10,695	\$10,695	\$0	100.00%
HILLYARD INC	\$9,910	\$9,910	\$9,910	\$0	100.00%
INTER-PACIFIC INC	\$9,256	\$9,256	\$9,256	\$0	100.00%
SIERRA SCHOOL EQUIPMENT COMPANY	\$519,971	\$519,971	\$516,146	\$0	99.26%
TURTLE STORAGE dba AMERICAN BICYCLE CO	\$6,314	\$6,314	\$6,314	\$0	100.00%
VWR INTERNATIONAL LLC	\$47,922	\$47,922	\$47,922	\$0	100.00%
	\$680,054	\$680,054	\$676,229	\$0	99.44%
4.15 Miscellaneous Fees					
UNCOMMITTED	\$0	\$0	\$0	\$0	
OUSD COST OF INTEREST DISTRIBUTION	\$55,233	\$55,233	\$55,233	\$0	100.00%
	\$55,233	\$55,233	\$55,233	\$0	100.00%
Total 391-9520 El Modena HS Science Center (DSA 04-117098)	\$35,899,082	\$35,731,029	\$34,289,674	\$51,397	95.52%
391-9520 El Modena HS Phase II (DSA 04-120032)					
1. Design Cost					
1.01 Architect					
UNCOMMITTED	\$222,382	\$0	\$0	\$0	
HARLEY ELLIS DEVEREAUX	\$1,918,220	\$1,918,220	\$1,371,622	\$0	71.50%
	\$2,140,602	\$1,918,220	\$1,371,622	\$0	64.08%
2. Construction Cost					
2.01 Construction					
UNCOMMITTED	\$26,037,471	\$0	\$0	\$0	
	\$26,037,471	\$0	\$0	\$0	0.00%
2.02 OFCI and Other Construction					
UNCOMMITTED	\$250,000	\$0	\$0	\$0	
	\$250,000	\$0	\$0	\$0	0.00%
3. Program and Construction Management					
3.01 Program Management Fees					
UNCOMMITTED	\$457,440	\$0	\$0	\$0	
CUMMING CONSTRUCTION MGMT INC	\$320,680	\$320,680	\$169,714	\$35,609	52.92%
	\$778,120	\$320,680	\$169,714	\$35,609	21.81%
3.02 Construction Management Fees					
UNCOMMITTED	\$589,695	\$0	\$0	\$0	



Measure S Bond Program
Financial Report for October 2022
Budget vs Actuals by School and Budget Category with Vendor Detail

QSS Data thru 10/31/2022

	Budget	Contracted to Date	Expended to Date	Quarterly Expense Oct '22 - Dec '22	% Expended
CORDOBA CORPORATION	\$503,894	\$503,894	\$172,239	\$25,295	34.18%
	\$1,093,589	\$503,894	\$172,239	\$25,295	15.75%
4. Construction Support Costs					
4.01 Rental					
UNCOMMITTED	\$250,000	\$0	\$0	\$0	
	\$250,000	\$0	\$0	\$0	0.00%
4.02 Title, Environmental, Stormwater Management					
UNCOMMITTED	\$52,410	\$0	\$0	\$0	
ENVIRONMENTAL AUDIT INC	\$7,590	\$7,590	\$3,178	\$0	41.87%
	\$60,000	\$7,590	\$3,178	\$0	5.30%
4.03 Commissioning					
UNCOMMITTED	\$7,060	\$0	\$0	\$0	
P2S ENGINEERING INC	\$52,940	\$52,940	\$11,100	\$0	20.97%
	\$60,000	\$52,940	\$11,100	\$0	18.50%
4.05 DSA Review Fees					
UNCOMMITTED	\$137,250	\$0	\$0	\$0	
DIVISION OF STATE ARCHITECT	\$212,750	\$212,750	\$212,750	\$0	100.00%
	\$350,000	\$212,750	\$212,750	\$0	60.79%
4.06 Postage, Printing & Advertising					
UNCOMMITTED	\$4,500	\$0	\$0	\$0	
AMERICAN REPROGRAPHICS CO LLC	\$12,000	\$12,000	\$0	\$0	0.00%
SOUTHERN CALIFORNIA NEWS GROUP	\$3,500	\$3,500	\$0	\$0	0.00%
	\$20,000	\$15,500	\$0	\$0	0.00%
4.07 DSA Inspection (IOR)					
UNCOMMITTED	\$662,530	\$0	\$0	\$0	
	\$662,530	\$0	\$0	\$0	0.00%
4.08 DSA Construction Phase Testing (LOR)					
UNCOMMITTED	\$662,530	\$0	\$0	\$0	
	\$662,530	\$0	\$0	\$0	0.00%
4.09 Relocation					
UNCOMMITTED	\$13,750	\$0	\$0	\$0	
BELTMANN GROUP, INC	\$0	\$0	\$0	\$0	
CLEAN EARTH ENVIRONMENTAL	\$5,000	\$5,000	\$0	\$0	0.00%
ULINE INC	\$1,250	\$1,250	\$0	\$0	0.00%
	\$20,000	\$6,250	\$0	\$0	0.00%
4.11 Preliminary Testing (Hazmat, Topo, Geo, etc)					
UNCOMMITTED	\$15,611	\$0	\$0	\$0	
ARMSTRONG & BROOKS CONSULTING ENG	\$4,940	\$4,940	\$4,940	\$0	100.00%
GROUP DELTA CONSULTANTS INC	\$17,100	\$17,100	\$10,004	\$0	58.50%



Measure S Bond Program
Financial Report for October 2022
Budget vs Actuals by School and Budget Category with Vendor Detail

QSS Data thru 10/31/2022

	Budget	Contracted to Date	Expended to Date	Quarterly Expense Oct '22 - Dec '22	% Expended
KOURY ENGINEERING & TESTING INC (Geotechnical Engineering)	\$22,350	\$22,350	\$22,350	\$0	100.00%
	\$60,001	\$44,390	\$37,294	\$0	62.16%
4.12 Utility Connection Fees (Local Permits)					
UNCOMMITTED	\$32,100	\$0	\$0	\$0	
	\$32,100	\$0	\$0	\$0	0.00%
4.13 FF&E (Laboratory Tables and Chairs, other)					
UNCOMMITTED	\$600,000	\$0	\$0	\$0	
	\$600,000	\$0	\$0	\$0	0.00%
4.15 Miscellaneous Fees					
UNCOMMITTED	\$84,409	\$0	\$0	\$0	
OUSD COST OF INTEREST DISTRIBUTION	\$591	\$591	\$591	\$0	100.00%
	\$85,000	\$591	\$591	\$0	0.70%
5. Contingency					
5.01 Construction Contingency					
UNCOMMITTED	\$2,893,052	\$0	\$0	\$0	
	\$2,893,052	\$0	\$0	\$0	0.00%
5.02 Project Contingency					
UNCOMMITTED	\$400,000	\$0	\$0	\$0	
	\$400,000	\$0	\$0	\$0	0.00%
Total 391-9520 El Modena HS Phase II (DSA 04-120032)	\$36,454,996	\$3,082,805	\$1,978,487	\$60,904	5.43%
391-9520 El Modena HS Quad Shade Structures (DSA 04-119124)					
1. Design Cost					
1.01 Architect					
UNCOMMITTED	\$0	\$0	\$0	\$0	
HARLEY ELLIS DEVEREAUX	\$79,340	\$79,340	\$0	\$0	0.00%
	\$79,340	\$79,340	\$0	\$0	0.00%
4. Construction Support Costs					
4.05 DSA Review Fees					
UNCOMMITTED	\$0	\$0	\$0	\$0	
DIVISION OF STATE ARCHITECT	\$9,650	\$9,650	\$9,650	\$0	100.00%
	\$9,650	\$9,650	\$9,650	\$0	100.00%
4.06 Postage, Printing & Advertising					
UNCOMMITTED	\$0	\$0	\$0	\$0	
AMERICAN REPROGRAPHICS CO LLC	\$86	\$86	\$86	\$0	100.00%
	\$86	\$86	\$86	\$0	100.00%



Measure S Bond Program
Financial Report for October 2022
Budget vs Actuals by School and Budget Category with Vendor Detail

QSS Data thru 10/31/2022

	Budget	Contracted to Date	Expended to Date	Quarterly Expense Oct '22 - Dec '22	% Expended
Total 391-9520 El Modena HS Quad Shade Structures (DSA 04-119124)	\$89,076	\$89,076	\$9,736	\$0	10.93%
El Modena High School	\$72,524,333	\$38,984,090	\$36,359,077	\$112,301	50.13%
Orange High School					
392-0000 Orange HS IP Surveillance Camera and Systems					
4. Construction Support Costs					
4.13 FF&E (Laboratory Tables and Chairs, other)					
UNCOMMITTED	\$0	\$0	\$0	\$0	
CDW GOVERNMENT INC	\$53,662	\$53,662	\$53,662	\$0	100.00%
DIGITAL NETWORKS GROUP INC (F/I IP Camera Software)	\$13,569	\$13,569	\$13,569	\$0	100.00%
INTER-PACIFIC INC	\$34,837	\$34,837	\$34,837	\$0	100.00%
	\$102,068	\$102,068	\$102,068	\$0	100.00%
Total 392-0000 Orange HS IP Surveillance Camera and Systems	\$102,068	\$102,068	\$102,068	\$0	100.00%
392-9520 Orange HS Science Bldg (DSA 04-116859)					
1. Design Cost					
1.01 Architect					
UNCOMMITTED	\$0	\$0	\$0	\$0	
LIONAKIS	\$1,823,594	\$1,823,594	\$1,823,594	\$0	100.00%
	\$1,823,594	\$1,823,594	\$1,823,594	\$0	100.00%
2. Construction Cost					
2.01 Construction					
UNCOMMITTED	\$0	\$0	\$0	\$0	
GIANNELLI ELECTRIC INC	\$14,878	\$14,878	\$14,878	\$0	100.00%
INTEGRATED DEMOLITION AND REMEDIATION (Abatement and Demolition)	\$44,800	\$44,800	\$44,800	\$0	100.00%
J & A FENCE (Custodial Storage Fencing)	\$0	\$0	\$0	\$0	
KYA SERVICES LLC (Install Carpet)	\$0	\$0	\$0	\$0	
OLESH, KEITH (Termite Services)	\$0	\$0	\$0	\$0	
PINNER CONSTRUCTION	\$27,190,987	\$27,190,987	\$27,190,987	\$0	100.00%
SOUTHERN CALIFORNIA NEWS GROUP	\$0	\$0	\$0	\$0	
TIME & ALARM SYSTEMS	\$3,100	\$3,100	\$3,100	\$0	100.00%
UNIVERSAL ASPHALT CO (Remove and Patch Asphalt)	\$6,830	\$6,830	\$6,830	\$0	100.00%
	\$27,260,595	\$27,260,595	\$27,260,595	\$0	100.00%
2.02 OFCI and Other Construction					
UNCOMMITTED	\$7,500	\$0	\$0	\$0	
ACCO ENGINEERED SYSTEMS INC	\$62,883	\$62,883	\$62,883	\$0	100.00%
AMERICAN REPROGRAPHICS CO LLC	\$8,736	\$8,736	\$7,710	\$0	88.26%



Measure S Bond Program
Financial Report for October 2022
Budget vs Actuals by School and Budget Category with Vendor Detail

QSS Data thru 10/31/2022

	Budget	Contracted to Date	Expended to Date	Quarterly Expense Oct '22 - Dec '22	% Expended
ARROW RESTAURANT EQUIPMENT	\$13,432	\$13,432	\$13,432	\$0	100.00%
BLUE RIBBON TROPHY	\$1,067	\$1,067	\$1,067	\$0	100.00%
CAROLINA BIOLOGICAL SUPPLY	\$5,362	\$5,362	\$5,362	\$0	100.00%
CITY OF ORANGE (PUBLIC WORKS)	\$2,000	\$2,000	\$2,000	\$0	100.00%
DAHLBERG, KENT & AMY dba NEW DIMENSION	\$63,655	\$63,655	\$8,366	\$0	13.14%
DEVELOPMENT GROUP INC	\$37,866	\$37,866	\$37,866	\$0	100.00%
FISHER SCIENCE EDUCATION	\$24,863	\$24,863	\$24,863	\$0	100.00%
FLINN SCIENTIFIC INC	\$10,263	\$10,263	\$10,263	\$0	100.00%
GIANNELLI ELECTRIC INC	\$24,684	\$24,684	\$24,684	\$0	100.00%
GRUETT TREE CO INC (Removal of Trees)	\$7,625	\$7,625	\$7,625	\$0	100.00%
INTER-PACIFIC INC	\$6,585	\$6,585	\$6,585	\$0	100.00%
J & A FENCE (Custodial Storage Fencing)	\$6,885	\$6,885	\$6,885	\$0	100.00%
KYA SERVICES LLC (Install Carpet)	\$0	\$0	\$0	\$0	
OLESH, KEITH (Termite Services)	\$1,500	\$1,500	\$1,500	\$0	100.00%
SOUTHERN CALIFORNIA NEWS GROUP	\$0	\$0	\$0	\$0	
TRIMARK RAYGAL LLC	\$0	\$0	\$0	\$0	
VORTEX INDUSTRIES, INC.	\$6,804	\$6,804	\$6,804	\$0	100.00%
WW GRAINGER INC	\$2,292	\$2,292	\$2,292	\$0	100.00%
	\$294,001	\$286,501	\$230,186	\$0	78.29%

3. Program and Construction Management

3.01 Program Management Fees

UNCOMMITTED	\$0	\$0	\$0	\$0	
CUMMING CONSTRUCTION MGMT INC	\$979,395	\$979,395	\$979,395	\$0	100.00%
	\$979,395	\$979,395	\$979,395	\$0	100.00%

3.02 Construction Management Fees

UNCOMMITTED	\$0	\$0	\$0	\$0	
BALFOUR BEATTY CONSTRUCTION	\$1,755,159	\$1,755,159	\$1,755,159	\$0	100.00%
CORDOBA CORPORATION	\$86,434	\$86,434	\$86,434	\$0	100.00%
	\$1,841,593	\$1,841,593	\$1,841,593	\$0	100.00%

4. Construction Support Costs

4.02 Title, Environmental, Stormwater Management

UNCOMMITTED	\$0	\$0	\$0	\$0	
CHICAGO TITLE COMPANY	\$1,500	\$1,500	\$1,500	\$0	100.00%
PLACEWORKS INC	\$52,231	\$52,231	\$52,231	\$0	100.00%
STATE WATER RESOURCES CONTROL BOARD (SWRCB)	\$726	\$726	\$726	\$0	100.00%
	\$54,457	\$54,457	\$54,457	\$0	100.00%

4.03 Commissioning

UNCOMMITTED	\$0	\$0	\$0	\$0	
P2S ENGINEERING INC	\$30,663	\$30,663	\$30,663	\$0	100.00%



Measure S Bond Program
Financial Report for October 2022
Budget vs Actuals by School and Budget Category with Vendor Detail

QSS Data thru 10/31/2022

	Budget	Contracted to Date	Expended to Date	Quarterly Expense Oct '22 - Dec '22	% Expended
4.05 DSA Review Fees					
UNCOMMITTED	\$0	\$0	\$0	\$0	
DIVISION OF STATE ARCHITECT	\$342,871	\$342,871	\$342,871	\$0	100.00%
OUSD REVOLVING CASH	\$500	\$500	\$500	\$0	100.00%
	\$343,371	\$343,371	\$343,371	\$0	100.00%
4.06 Postage, Printing & Advertising					
UNCOMMITTED	\$0	\$0	\$0	\$0	
AMERICAN REPROGRAPHICS CO LLC	\$8,734	\$8,734	\$8,734	\$0	100.00%
SOUTHERN CALIFORNIA NEWS GROUP	\$8,518	\$8,518	\$8,518	\$0	100.00%
	\$17,252	\$17,252	\$17,252	\$0	100.00%
4.07 DSA Inspection (IOR)					
UNCOMMITTED	\$0	\$0	\$0	\$0	
KNOWLAND CONSTRUCTION SERVICES	\$286,404	\$286,404	\$286,404	\$0	100.00%
	\$286,404	\$286,404	\$286,404	\$0	100.00%
4.08 DSA Construction Phase Testing (LOR)					
UNCOMMITTED	\$0	\$0	\$0	\$0	
NINYO & MOORE	\$227,848	\$227,848	\$227,848	\$0	100.00%
	\$227,848	\$227,848	\$227,848	\$0	100.00%
4.09 Relocation					
UNCOMMITTED	\$0	\$0	\$0	\$0	
BELTMANN GROUP, INC	\$4,876	\$4,876	\$4,876	\$0	100.00%
ULINE INC	\$3,065	\$3,065	\$3,065	\$0	100.00%
	\$7,941	\$7,941	\$7,941	\$0	100.00%
4.11 Preliminary Testing (Hazmat, Topo, Geo, etc)					
UNCOMMITTED	\$0	\$0	\$0	\$0	
CALIFORNIA GEOLOGICAL SURVEY (Geology and Seismology Review)	\$3,600	\$3,600	\$3,600	\$0	100.00%
ENVIRONMENTAL NETWORK CORPORATION	\$2,590	\$2,590	\$2,590	\$0	100.00%
KOURY ENGINEERING & TESTING INC (Geotechnical Engineering)	\$13,300	\$13,300	\$13,300	\$0	100.00%
PENCO ENGINEERING INC (Topographical Survey Services)	\$41,070	\$41,070	\$41,070	\$0	100.00%
RMA GROUP (dba SITESCAN)	\$49,533	\$49,533	\$49,533	\$0	100.00%
	\$110,093	\$110,093	\$110,093	\$0	100.00%
4.12 Utility Connection Fees (Local Permits)					
UNCOMMITTED	\$0	\$0	\$0	\$0	
CITY OF ORANGE (PUBLIC WORKS)	\$2,500	\$2,500	\$2,500	\$0	100.00%
SOUTHERN CALIFORNIA EDISON	\$6,912	\$6,912	\$6,912	\$0	100.00%
SOUTHERN CALIFORNIA GAS CO	\$2,124	\$2,124	\$2,124	\$0	100.00%
STATE WATER RESOURCES CONTROL BOARD (SWRCB)	\$553	\$553	\$553	\$0	100.00%
	\$12,089	\$12,089	\$12,089	\$0	100.00%



Measure S Bond Program
Financial Report for October 2022
Budget vs Actuals by School and Budget Category with Vendor Detail

QSS Data thru 10/31/2022

	Budget	Contracted to Date	Expended to Date	Quarterly Expense Oct '22 - Dec '22	% Expended
4.13 FF&E (Laboratory Tables and Chairs, other)					
UNCOMMITTED	\$1	\$0	\$0	\$0	
CDW GOVERNMENT INC	\$59,658	\$59,658	\$59,658	\$0	100.00%
CONEXWEST	\$9,419	\$9,419	\$9,419	\$0	100.00%
CP PRODUCTS INC	\$4,834	\$4,834	\$4,834	\$0	100.00%
DEVELOPMENT GROUP INC	\$0	\$0	\$0	\$0	
FISHER SCIENCE EDUCATION	\$0	\$0	\$0	\$0	
GORM	\$12,352	\$12,352	\$12,352	\$0	100.00%
HILLYARD INC	\$32,572	\$32,572	\$32,572	\$0	100.00%
INTER-PACIFIC INC	\$7,904	\$7,904	\$7,904	\$0	100.00%
PSI DBA WATER VISIONS INC	\$8,527	\$8,527	\$8,527	\$0	100.00%
SIERRA SCHOOL EQUIPMENT COMPANY	\$467,817	\$467,817	\$464,248	\$0	99.24%
TURTLE STORAGE dba AMERICAN BICYCLE CO	\$6,537	\$6,537	\$6,537	\$0	100.00%
VORTEX INDUSTRIES, INC.	\$0	\$0	\$0	\$0	
VWR INTERNATIONAL LLC	\$34,314	\$34,314	\$34,314	\$0	100.00%
	\$643,935	\$643,934	\$640,366	\$0	99.45%
4.15 Miscellaneous Fees					
UNCOMMITTED	\$0	\$0	\$0	\$0	
OUSD COST OF INTEREST DISTRIBUTION	\$46,720	\$46,720	\$46,720	\$0	100.00%
	\$46,720	\$46,720	\$46,720	\$0	100.00%
5. Contingency					
5.02 Project Contingency					
UNCOMMITTED	\$2,500	\$0	\$0	\$0	
	\$2,500	\$0	\$0	\$0	0.00%
Total 392-9520 Orange HS Science Bldg (DSA 04-116859)					
	\$33,982,451	\$33,972,450	\$33,912,567	\$0	99.79%
392-9520 Orange HS Shade Structure (DSA 04-118351)					
1. Design Cost					
1.01 Architect					
UNCOMMITTED	\$0	\$0	\$0	\$0	
LIONAKIS	\$17,317	\$17,317	\$17,317	\$0	100.00%
	\$17,317	\$17,317	\$17,317	\$0	100.00%
2. Construction Cost					
2.01 Construction					
UNCOMMITTED	\$0	\$0	\$0	\$0	
PINNER CONSTRUCTION	\$113,500	\$113,500	\$113,500	\$0	100.00%
	\$113,500	\$113,500	\$113,500	\$0	100.00%



Measure S Bond Program
Financial Report for October 2022
Budget vs Actuals by School and Budget Category with Vendor Detail

QSS Data thru 10/31/2022

	Budget	Contracted to Date	Expended to Date	Quarterly Expense Oct '22 - Dec '22	% Expended
3. Program and Construction Management					
3.01 Program Management Fees					
UNCOMMITTED	\$0	\$0	\$0	\$0	
CUMMING CONSTRUCTION MGMT INC	\$1,838	\$1,838	\$1,838	\$0	100.00%
	\$1,838	\$1,838	\$1,838	\$0	100.00%
3.02 Construction Management Fees					
UNCOMMITTED	\$0	\$0	\$0	\$0	
BALFOUR BEATTY CONSTRUCTION	\$5,956	\$5,956	\$5,956	\$0	100.00%
	\$5,956	\$5,956	\$5,956	\$0	100.00%
4. Construction Support Costs					
4.05 DSA Review Fees					
UNCOMMITTED	\$0	\$0	\$0	\$0	
DIVISION OF STATE ARCHITECT	\$1,873	\$1,873	\$1,873	\$0	100.00%
	\$1,873	\$1,873	\$1,873	\$0	100.00%
4.07 DSA Inspection (IOR)					
UNCOMMITTED	\$0	\$0	\$0	\$0	
KNOWLAND CONSTRUCTION SERVICES	\$1,740	\$1,740	\$1,740	\$0	100.00%
	\$1,740	\$1,740	\$1,740	\$0	100.00%
4.08 DSA Construction Phase Testing (LOR)					
UNCOMMITTED	\$0	\$0	\$0	\$0	
NINYO & MOORE	\$7,408	\$7,408	\$7,408	\$0	100.00%
	\$7,408	\$7,408	\$7,408	\$0	100.00%
Total 392-9520 Orange HS Shade Structure (DSA 04-118351)	\$149,631	\$149,631	\$149,631	\$0	100.00%
392-9520 Orange HS Site Improvements (DSA 04-116673)					
1. Design Cost					
1.01 Architect					
UNCOMMITTED	\$0	\$0	\$0	\$0	
LIONAKIS	\$446,286	\$446,286	\$446,286	\$0	100.00%
SILVER CREEK INDUSTRIES INC (Engineering for Warming Kitchen Relocatable Building)	\$29,682	\$29,682	\$29,682	\$0	100.00%
	\$475,968	\$475,968	\$475,968	\$0	100.00%
2. Construction Cost					
2.01 Construction					
UNCOMMITTED	\$0	\$0	\$0	\$0	
KYA SERVICES LLC (Install Carpet)	\$9,564	\$9,564	\$9,564	\$0	100.00%
SWINERTON BUILDERS	\$6,556,428	\$6,556,428	\$6,556,428	\$0	100.00%
TRIMARK RAYGAL LLC	\$89,860	\$89,860	\$89,860	\$0	100.00%



Measure S Bond Program
Financial Report for October 2022
Budget vs Actuals by School and Budget Category with Vendor Detail

QSS Data thru 10/31/2022

	Budget	Contracted to Date	Expended to Date	Quarterly Expense Oct '22 - Dec '22	% Expended
2.02 OFCI and Other Construction	\$6,655,852	\$6,655,852	\$6,655,852	\$0	100.00%
UNCOMMITTED	\$0	\$0	\$0	\$0	
ACCO ENGINEERED SYSTEMS INC	\$209,074	\$209,074	\$209,074	\$0	100.00%
	\$209,074	\$209,074	\$209,074	\$0	100.00%
3. Program and Construction Management					
3.01 Program Management Fees					
UNCOMMITTED	\$0	\$0	\$0	\$0	
BALFOUR BEATTY CONSTRUCTION	\$0	\$0	\$0	\$0	
CUMMING CONSTRUCTION MGMT INC	\$115,479	\$115,479	\$115,479	\$0	100.00%
	\$115,479	\$115,479	\$115,479	\$0	100.00%
3.02 Construction Management Fees					
UNCOMMITTED	\$0	\$0	\$0	\$0	
BALFOUR BEATTY CONSTRUCTION	\$296,554	\$296,554	\$296,554	\$0	100.00%
	\$296,554	\$296,554	\$296,554	\$0	100.00%
4. Construction Support Costs					
4.02 Title, Environmental, Stormwater Management					
UNCOMMITTED	\$0	\$0	\$0	\$0	
ORANGE COUNTY HEALTH CARE AGENCY	\$1,470	\$1,470	\$1,470	\$0	100.00%
	\$1,470	\$1,470	\$1,470	\$0	100.00%
4.03 Commissioning					
UNCOMMITTED	\$0	\$0	\$0	\$0	
P2S ENGINEERING INC	\$4,667	\$4,667	\$4,667	\$0	100.00%
	\$4,667	\$4,667	\$4,667	\$0	100.00%
4.05 DSA Review Fees					
UNCOMMITTED	\$0	\$0	\$0	\$0	
DIVISION OF STATE ARCHITECT	\$94,585	\$94,585	\$94,585	\$0	100.00%
	\$94,585	\$94,585	\$94,585	\$0	100.00%
4.06 Postage, Printing & Advertising					
UNCOMMITTED	\$0	\$0	\$0	\$0	
AMERICAN REPROGRAPHICS CO LLC	\$7,630	\$7,630	\$7,630	\$0	100.00%
SOUTHERN CALIFORNIA NEWS GROUP	\$1,264	\$1,264	\$1,264	\$0	100.00%
	\$8,894	\$8,894	\$8,894	\$0	100.00%
4.07 DSA Inspection (IOR)					
UNCOMMITTED	\$0	\$0	\$0	\$0	
KNOWLAND CONSTRUCTION SERVICES	\$96,985	\$96,985	\$96,985	\$0	100.00%
	\$96,985	\$96,985	\$96,985	\$0	100.00%
4.08 DSA Construction Phase Testing (LOR)					
UNCOMMITTED	\$0	\$0	\$0	\$0	



Measure S Bond Program
Financial Report for October 2022
Budget vs Actuals by School and Budget Category with Vendor Detail

QSS Data thru 10/31/2022

	Budget	Contracted to Date	Expended to Date	Quarterly Expense Oct '22 - Dec '22	% Expended
NINYO & MOORE	\$112,544	\$112,544	\$112,544	\$0	100.00%
	\$112,544	\$112,544	\$112,544	\$0	100.00%
4.11 Preliminary Testing (Hazmat, Topo, Geo, etc)					
UNCOMMITTED	\$0	\$0	\$0	\$0	
ENVIRONMENTAL NETWORK CORPORATION	\$9,012	\$9,012	\$9,012	\$0	100.00%
	\$9,012	\$9,012	\$9,012	\$0	100.00%
Total 392-9520 Orange HS Site Improvements (DSA 04-116673)	\$8,081,083	\$8,081,083	\$8,081,083	\$0	100.00%
392-9520 Orange HS Phase II (DSA 04-120151)					
1. Design Cost					
1.01 Architect					
UNCOMMITTED	\$236,374	\$0	\$0	\$0	
LIONAKIS	\$1,407,545	\$1,407,545	\$1,017,544	\$322	72.29%
	\$1,643,919	\$1,407,545	\$1,017,544	\$322	61.90%
2. Construction Cost					
2.01 Construction					
UNCOMMITTED	\$22,179,355	\$0	\$0	\$0	
	\$22,179,355	\$0	\$0	\$0	0.00%
2.02 OFCI and Other Construction - Swing Space					
UNCOMMITTED	\$371,184	\$0	\$0	\$0	
DAHLBERG, KENT & AMY dba NEW DIMENSION	\$110,089	\$110,089	\$99,066	\$0	89.99%
GIANNELLI ELECTRIC INC	\$15,816	\$15,816	\$6,648	\$0	42.03%
	\$497,090	\$125,905	\$105,714	\$0	21.27%
3. Program and Construction Management					
3.01 Program Management Fees					
UNCOMMITTED	\$321,632	\$0	\$0	\$0	
CUMMING CONSTRUCTION MGMT INC	\$400,909	\$400,909	\$215,397	\$43,078	53.73%
	\$722,541	\$400,909	\$215,397	\$43,078	29.81%
3.02 Construction Management Fees					
UNCOMMITTED	\$559,137	\$0	\$0	\$0	
CORDOBA CORPORATION	\$556,512	\$556,512	\$157,246	\$14,900	28.26%
	\$1,115,649	\$556,512	\$157,246	\$14,900	14.09%
4. Construction Support Costs					
4.01 Rentals					
UNCOMMITTED	\$5,301	\$0	\$0	\$0	
MOBILE MINI	\$17,699	\$17,699	\$5,762	\$885	32.55%
	\$23,000	\$17,699	\$5,762	\$885	25.05%



Measure S Bond Program
Financial Report for October 2022
Budget vs Actuals by School and Budget Category with Vendor Detail

QSS Data thru 10/31/2022

	Budget	Contracted to Date	Expended to Date	Quarterly Expense Oct '22 - Dec '22	% Expended
4.02 Title, Environmental, Stormwater Management					
UNCOMMITTED	\$51,611	\$0	\$0	\$0	
CITY OF ORANGE (PUBLIC WORKS)	\$3,000	\$3,000	\$3,000	\$0	100.00%
CITY OF ORANGE (WATER DIVISION)	\$2,000	\$2,000	\$2,000	\$0	100.00%
ENVIRONMENTAL AUDIT INC	\$7,590	\$7,590	\$2,388	\$0	31.46%
	\$64,201	\$12,590	\$7,388	\$0	11.51%
4.03 Commissioning					
UNCOMMITTED	\$22,549	\$0	\$0	\$0	
P2S ENGINEERING INC	\$20,251	\$20,251	\$4,100	\$0	20.25%
	\$42,800	\$20,251	\$4,100	\$0	9.58%
4.05 DSA Review Fees					
UNCOMMITTED	\$113,950	\$0	\$0	\$0	
DIVISION OF STATE ARCHITECT	\$153,550	\$153,550	\$153,550	\$0	100.00%
	\$267,500	\$153,550	\$153,550	\$0	57.40%
4.06 Postage, Printing & Advertising					
UNCOMMITTED	\$7,049	\$0	\$0	\$0	
AMERICAN REPROGRAPHICS CO LLC	\$18,579	\$18,579	\$10,502	\$126	56.52%
SOUTHERN CALIFORNIA NEWS GROUP	\$7,372	\$7,372	\$6,939	\$3,067	94.12%
	\$33,001	\$25,952	\$17,441	\$3,193	52.85%
4.07 DSA Inspection (IOR)					
UNCOMMITTED	\$13,248	\$0	\$0	\$0	
KNOWLAND CONSTRUCTION SERVICES	\$466,752	\$466,752	\$0	\$0	0.00%
	\$480,000	\$466,752	\$0	\$0	0.00%
4.08 DSA Construction Phase Testing (LOR)					
UNCOMMITTED	\$483,000	\$0	\$0	\$0	
	\$483,000	\$0	\$0	\$0	0.00%
4.09 Relocation					
UNCOMMITTED	\$15,333	\$0	\$0	\$0	
BELTMANN GROUP, INC	\$18,856	\$18,856	\$16,153	\$3,725	85.66%
CDW GOVERNMENT INC	\$1,762	\$1,762	\$1,762	\$0	100.00%
CLEAN EARTH ENVIRONMENTAL	\$5,000	\$5,000	\$0	\$0	0.00%
KONICA MINOLTA BUSINESS SOLUTIONS	\$800	\$800	\$800	\$0	100.00%
ULINE INC	\$1,250	\$1,250	\$408	\$0	32.65%
	\$43,000	\$27,667	\$19,123	\$3,725	44.47%
4.11 Preliminary Testing (Hazmat, Topo, Geo, etc)					
UNCOMMITTED	\$13,665	\$0	\$0	\$0	
CANNON CORPORATION	\$50,000	\$50,000	\$35,076	\$0	70.15%
ENVIRONMENTAL NETWORK CORPORATION	\$15,380	\$15,380	\$6,350	\$0	41.29%
NINYO & MOORE	\$20,955	\$20,955	\$20,955	\$0	100.00%
	\$100,000	\$86,335	\$62,381	\$0	62.38%



Measure S Bond Program
Financial Report for October 2022
Budget vs Actuals by School and Budget Category with Vendor Detail

QSS Data thru 10/31/2022

	Budget	Contracted to Date	Expended to Date	Quarterly Expense Oct '22 - Dec '22	% Expended
4.12 Utility Connection Fees (Local Permits)					
UNCOMMITTED	\$32,100	\$0	\$0	\$0	
	\$32,100	\$0	\$0	\$0	0.00%
4.13 FF&E (Laboratory Tables and Chairs, other)					
UNCOMMITTED	\$600,025	\$0	\$0	\$0	
ULINE INC	\$8,631	\$8,631	\$8,631	\$0	100.00%
	\$608,656	\$8,631	\$8,631	\$0	1.42%
4.15 Miscellaneous Fees					
UNCOMMITTED	\$94,571	\$0	\$0	\$0	
OUSD COST OF INTEREST DISTRIBUTION	\$429	\$429	\$429	\$0	100.00%
	\$95,000	\$429	\$429	\$0	0.45%
5. Contingency					
5.01 Construction Contingency					
UNCOMMITTED	\$2,464,372	\$0	\$0	\$0	
	\$2,464,372	\$0	\$0	\$0	0.00%
5.02 Project Contingency					
UNCOMMITTED	\$390,000	\$0	\$0	\$0	
	\$390,000	\$0	\$0	\$0	0.00%
Total 392-9520 Orange HS Phase II (DSA 04-120151)	\$31,285,184	\$3,310,727	\$1,774,705	\$66,102	5.67%
Orange High School	\$73,600,416	\$45,615,959	\$44,020,054	\$66,102	59.81%
Villa Park High School					
394-0000 Villa Park HS IP Surveillance Camera and Systems					
4. Construction Support Costs					
4.13 FF&E (Laboratory Tables and Chairs, other)					
UNCOMMITTED	\$0	\$0	\$0	\$0	
CDW GOVERNMENT INC	\$32,182	\$32,182	\$32,182	\$0	100.00%
DIGITAL NETWORKS GROUP INC (F/I IP Camera Software)	\$8,635	\$8,635	\$8,635	\$0	100.00%
INTER-PACIFIC INC	\$22,133	\$22,133	\$22,133	\$0	100.00%
	\$62,949	\$62,949	\$62,949	\$0	100.00%
Total 394-0000 Villa Park HS IP Surveillance Camera and Systems	\$62,949	\$62,949	\$62,949	\$0	100.00%
394-9520 Villa Park HS Science Center (DSA 04-117022)					
1. Design Cost					
1.01 Architect					
UNCOMMITTED	\$4,502	\$0	\$0	\$0	



Measure S Bond Program
Financial Report for October 2022
Budget vs Actuals by School and Budget Category with Vendor Detail

QSS Data thru 10/31/2022

	Budget	Contracted to Date	Expended to Date	Quarterly Expense Oct '22 - Dec '22	% Expended
DKS ASSOCIATES	\$80,657	\$80,657	\$80,657	\$0	100.00%
LIONAKIS	\$14,059	\$14,059	\$14,059	\$0	100.00%
LPA INC	\$2,381,136	\$2,381,136	\$2,187,503	\$0	91.87%
	\$2,480,354	\$2,475,852	\$2,282,219	\$0	92.01%

2. Construction Cost

2.01 Construction

UNCOMMITTED	\$377,206	\$0	\$0	\$0	
ANGELES CONTRACTOR, INC	\$20,715,102	\$20,715,102	\$19,865,514	\$0	95.90%
	\$21,092,307	\$20,715,102	\$19,865,514	\$0	94.18%

2.02 OFCI and Other Construction

UNCOMMITTED	\$58,455	\$0	\$0	\$0	
ACCO ENGINEERED SYSTEMS INC	\$150,829	\$150,829	\$150,829	\$0	100.00%
AMERICAN REPROGRAPHICS CO LLC	\$0	\$0	\$0	\$0	
ANIXTER	\$7,312	\$7,312	\$5,092	\$0	69.64%
ARROW RESTAURANT EQUIPMENT	\$13,869	\$13,869	\$13,869	\$0	100.00%
CAROLINA BIOLOGICAL SUPPLY	\$25,611	\$25,611	\$25,611	\$0	100.00%
CDW GOVERNMENT INC	\$1,780	\$1,780	\$1,780	\$0	100.00%
DAHLBERG, KENT & AMY dba NEW DIMENSION	\$25,722	\$25,722	\$0	\$0	0.00%
DEVELOPMENT GROUP INC	\$52,937	\$52,937	\$52,937	\$0	100.00%
FISHER SCIENCE EDUCATION	\$25,951	\$25,951	\$25,951	\$0	100.00%
FLINN SCIENTIFIC INC	\$12,364	\$12,364	\$12,364	\$0	100.00%
TIME & ALARM SYSTEMS	\$10,886	\$10,886	\$165	\$165	1.52%
VERNES PLUMBING	\$8,285	\$8,285	\$0	\$0	0.00%
VISTA PAINT	\$644	\$644	\$644	\$0	100.00%
WW GRAINGER INC	\$4,617	\$4,617	\$4,617	\$0	100.00%
	\$399,261	\$340,806	\$293,859	\$165	73.60%

3. Program and Construction Management

3.01 Program Management Fees

UNCOMMITTED	\$0	\$0	\$0	\$0	
CORDOBA CORPORATION	\$0	\$0	\$0	\$0	
CUMMING CONSTRUCTION MGMT INC	\$1,002,124	\$1,002,124	\$953,811	\$17,177	95.18%
	\$1,002,124	\$1,002,124	\$953,811	\$17,177	95.18%

3.02 Construction Management Fees

UNCOMMITTED	\$0	\$0	\$0	\$0	
CORDOBA CORPORATION	\$2,470,528	\$2,470,528	\$2,434,280	\$25,177	98.53%
	\$2,470,528	\$2,470,528	\$2,434,280	\$25,177	98.53%

4. Construction Support Costs

4.02 Title, Environmental, Stormwater Management



Measure S Bond Program
Financial Report for October 2022
Budget vs Actuals by School and Budget Category with Vendor Detail

QSS Data thru 10/31/2022

	Budget	Contracted to Date	Expended to Date	Quarterly Expense Oct '22 - Dec '22	% Expended
UNCOMMITTED	\$0	\$0	\$0	\$0	
CHICAGO TITLE COMPANY	\$750	\$750	\$750	\$0	100.00%
PLACEWORKS INC	\$73,237	\$73,237	\$73,237	\$0	100.00%
STATE WATER RESOURCES CONTROL BOARD (SWRCB)	\$484	\$484	\$484	\$0	100.00%
	\$74,471	\$74,471	\$74,471	\$0	100.00%
4.03 Commissioning					
UNCOMMITTED	\$1	\$0	\$0	\$0	
CEPA OPERATIONS	\$1,840	\$1,840	\$0	\$0	0.00%
P2S ENGINEERING INC	\$30,975	\$30,975	\$28,164	\$0	90.92%
	\$32,816	\$32,815	\$28,164	\$0	85.82%
4.05 DSA Review Fees					
UNCOMMITTED	\$46,724	\$0	\$0	\$0	
DIVISION OF STATE ARCHITECT	\$289,250	\$289,250	\$289,250	\$0	100.00%
	\$335,974	\$289,250	\$289,250	\$0	86.09%
4.06 Postage, Printing & Advertising					
UNCOMMITTED	\$0	\$0	\$0	\$0	
AMERICAN REPROGRAPHICS CO LLC	\$12,670	\$12,670	\$12,670	\$0	100.00%
SOUTHERN CALIFORNIA NEWS GROUP	\$1,768	\$1,768	\$1,768	\$0	100.00%
	\$14,438	\$14,438	\$14,438	\$0	100.00%
4.07 DSA Inspection (IOR)					
UNCOMMITTED	\$0	\$0	\$0	\$0	
BPI INSPECTION SERVICE	\$329,229	\$329,229	\$310,855	\$0	94.42%
	\$329,229	\$329,229	\$310,855	\$0	94.42%
4.08 DSA Construction Phase Testing (LOR)					
UNCOMMITTED	\$0	\$0	\$0	\$0	
NINYO & MOORE	\$568,109	\$568,109	\$568,109	\$0	100.00%
	\$568,109	\$568,109	\$568,109	\$0	100.00%
4.09 Relocation					
UNCOMMITTED	\$0	\$0	\$0	\$0	
BELTMANN GROUP, INC	\$4,748	\$4,748	\$4,748	\$0	100.00%
ULINE INC	\$1,365	\$1,365	\$1,365	\$0	100.00%
	\$6,113	\$6,113	\$6,113	\$0	100.00%
4.11 Preliminary Testing (Hazmat, Topo, Geo, etc)					
UNCOMMITTED	\$0	\$0	\$0	\$0	
CALIFORNIA GEOLOGICAL SURVEY (Geology and Seismology Review)	\$3,600	\$3,600	\$3,600	\$0	100.00%
ENVIRONMENTAL NETWORK CORPORATION	\$19,085	\$19,085	\$19,085	\$0	100.00%
LEIGHTON CONSULTING INC (Geotechnical Engineering)	\$16,549	\$16,549	\$16,549	\$0	100.00%
PSOMAS	\$21,034	\$21,034	\$21,034	\$0	100.00%
RMA GROUP (dba SITESCAN)	\$44,890	\$44,890	\$44,890	\$0	100.00%
SPECTRUM FIRE PROTECTION (Fire Hydrant Flow Test)	\$1,000	\$1,000	\$1,000	\$0	100.00%



Measure S Bond Program
Financial Report for October 2022
Budget vs Actuals by School and Budget Category with Vendor Detail

QSS Data thru 10/31/2022

	Budget	Contracted to Date	Expended to Date	Quarterly Expense Oct '22 - Dec '22	% Expended
	\$106,158	\$106,158	\$106,158	\$0	100.00%
4.12 Utility Connection Fees (Local Permits)					
UNCOMMITTED	\$0	\$0	\$0	\$0	
SOUTHERN CALIFORNIA EDISON	\$400	\$400	\$400	\$0	100.00%
STATE WATER RESOURCES CONTROL BOARD (SWRCB)	\$2,299	\$2,299	\$2,299	\$0	100.00%
	\$2,699	\$2,699	\$2,699	\$0	100.00%
4.13 FF&E (Laboratory Tables and Chairs, other)					
UNCOMMITTED	\$4,525	\$0	\$0	\$0	
AMS.NET	\$3,754	\$3,754	\$3,754	\$0	100.00%
CDW GOVERNMENT INC	\$60,305	\$60,305	\$60,305	\$0	100.00%
CULVER-NEWLIN INC	\$12,359	\$12,359	\$12,359	\$0	100.00%
FISHER SCIENCE EDUCATION	\$6,574	\$6,574	\$6,574	\$0	100.00%
FLINN SCIENTIFIC INC	\$4,162	\$4,162	\$4,162	\$0	100.00%
GORM	\$10,205	\$10,205	\$10,205	\$0	100.00%
HILLYARD INC	\$9,910	\$9,910	\$9,910	\$0	100.00%
INTER-PACIFIC INC	\$7,325	\$7,325	\$7,325	\$0	100.00%
PERFORMANCE HEALTH SUPPLY (DBA MEDCO)	\$2,065	\$2,065	\$2,065	\$0	100.00%
SIERRA SCHOOL EQUIPMENT COMPANY	\$506,325	\$506,325	\$502,500	\$0	99.24%
TIME & ALARM SYSTEMS	\$13,512	\$13,512	\$6,896	\$0	51.03%
TURTLE STORAGE dba AMERICAN BICYCLE CO	\$6,871	\$6,871	\$6,871	\$0	100.00%
VWR INTERNATIONAL LLC	\$47,922	\$47,922	\$47,922	\$0	100.00%
	\$695,813	\$691,288	\$680,847	\$0	97.85%
4.15 Miscellaneous Fees					
UNCOMMITTED	\$26	\$0	\$0	\$0	
OUSD COST OF INTEREST DISTRIBUTION	\$51,009	\$51,009	\$51,009	\$0	100.00%
	\$51,035	\$51,009	\$51,009	\$0	99.95%
Total 394-9520 Villa Park HS Science Center (DSA 04-117022)	\$29,661,430	\$29,169,991	\$27,961,796	\$42,519	94.27%
394-9520 Villa Park HS Interim Housing (DSA 04-116788)					
1. Design Cost					
1.01 Architect					
UNCOMMITTED	\$0	\$0	\$0	\$0	
LPA INC	\$70,000	\$70,000	\$70,000	\$0	100.00%
	\$70,000	\$70,000	\$70,000	\$0	100.00%
2. Construction Cost					
2.01 Construction					
UNCOMMITTED	\$0	\$0	\$0	\$0	
ANGELES CONTRACTOR, INC	\$1,074,556	\$1,074,556	\$1,074,556	\$0	100.00%



Measure S Bond Program
Financial Report for October 2022
Budget vs Actuals by School and Budget Category with Vendor Detail

QSS Data thru 10/31/2022

	Budget	Contracted to Date	Expended to Date	Quarterly Expense Oct '22 - Dec '22	% Expended
2.02 OFCI and Other Construction	\$1,074,556	\$1,074,556	\$1,074,556	\$0	100.00%
UNCOMMITTED	\$0	\$0	\$0	\$0	
ACCO ENGINEERED SYSTEMS INC	\$36,527	\$36,527	\$36,527	\$0	100.00%
	\$36,527	\$36,527	\$36,527	\$0	100.00%
4. Construction Support Costs					
4.01 Rental					
UNCOMMITTED	\$0	\$0	\$0	\$0	
ELITE MODULAR LEASING & SALES INC	\$690,571	\$690,571	\$622,971	\$0	90.21%
	\$690,571	\$690,571	\$622,971	\$0	90.21%
4.05 DSA Review Fees					
UNCOMMITTED	\$0	\$0	\$0	\$0	
DIVISION OF STATE ARCHITECT	\$24,163	\$24,163	\$24,163	\$0	100.00%
	\$24,163	\$24,163	\$24,163	\$0	100.00%
4.07 DSA Inspection (IOR)					
UNCOMMITTED	\$0	\$0	\$0	\$0	
BPI INSPECTION SERVICE	\$43,265	\$43,265	\$43,265	\$0	100.00%
	\$43,265	\$43,265	\$43,265	\$0	100.00%
4.08 DSA Construction Phase Testing (LOR)					
UNCOMMITTED	\$0	\$0	\$0	\$0	
NINYO & MOORE	\$41,908	\$41,908	\$41,908	\$0	100.00%
	\$41,908	\$41,908	\$41,908	\$0	100.00%
4.09 Relocation					
UNCOMMITTED	\$0	\$0	\$0	\$0	
BELTMANN GROUP, INC	\$4,640	\$4,640	\$4,640	\$0	100.00%
	\$4,640	\$4,640	\$4,640	\$0	100.00%
Total 394-9520 Villa Park HS Interim Housing (DSA 04-116788)	\$1,985,629	\$1,985,629	\$1,918,029	\$0	96.60%
394-9520 Villa Park HS Parking and Drop Off (DSA 04-118521)					
1. Design Cost					
1.01 Architect					
UNCOMMITTED	\$0	\$0	\$0	\$0	
LPA INC	\$107,305	\$107,305	\$59,506	\$0	55.45%
	\$107,305	\$107,305	\$59,506	\$0	55.45%
2. Construction Cost					
2.01 Construction					
UNCOMMITTED	\$0	\$0	\$0	\$0	
ANGELES CONTRACTOR, INC	\$2,700,000	\$2,700,000	\$2,594,435	\$0	96.09%



Measure S Bond Program
Financial Report for October 2022
Budget vs Actuals by School and Budget Category with Vendor Detail

QSS Data thru 10/31/2022

	Budget	Contracted to Date	Expended to Date	Quarterly Expense Oct '22 - Dec '22	% Expended
2.02 OFCI and Other Construction	\$2,700,000	\$2,700,000	\$2,594,435	\$0	96.09%
UNCOMMITTED	\$0	\$0	\$0	\$0	
WW GRAINGER INC	\$1,536	\$1,536	\$1,536	\$0	100.00%
	\$1,536	\$1,536	\$1,536	\$0	100.00%
4. Construction Support Costs					
4.05 DSA Review Fees					
UNCOMMITTED	\$0	\$0	\$0	\$0	
DIVISION OF STATE ARCHITECT	\$38,262	\$38,262	\$38,262	\$0	100.00%
	\$38,262	\$38,262	\$38,262	\$0	100.00%
4.06 Postage, Printing & Advertising					
UNCOMMITTED	\$0	\$0	\$0	\$0	
AMERICAN REPROGRAPHICS CO LLC	\$476	\$476	\$476	\$0	100.00%
	\$476	\$476	\$476	\$0	100.00%
4.07 DSA Inspection (IOR)					
UNCOMMITTED	\$0	\$0	\$0	\$0	
BPI INSPECTION SERVICE	\$44,690	\$44,690	\$40,074	\$0	89.67%
	\$44,690	\$44,690	\$40,074	\$0	89.67%
4.08 DSA Construction Phase Testing (LOR)					
UNCOMMITTED	\$0	\$0	\$0	\$0	
NINYO & MOORE	\$75,273	\$75,273	\$75,273	\$0	100.00%
	\$75,273	\$75,273	\$75,273	\$0	100.00%
Total 394-9520 Villa Park HS Parking and Drop Off (DSA 04-118521)	\$2,967,542	\$2,967,542	\$2,809,562	\$0	94.68%
394-9520 Villa Park HS Phase II (DSA 04-119694)					
1. Design Cost					
1.01 Architect					
UNCOMMITTED	\$264,701	\$0	\$0	\$0	
LPA INC	\$1,877,000	\$1,877,000	\$1,301,047	\$12,280	69.32%
	\$2,141,701	\$1,877,000	\$1,301,047	\$12,280	60.75%
2. Construction Cost					
2.01 Construction					
UNCOMMITTED	\$26,825,910	\$0	\$0	\$0	
	\$26,825,910	\$0	\$0	\$0	0.00%
2.02 OFCI and Other Construction					
UNCOMMITTED	\$374,500	\$0	\$0	\$0	
	\$374,500	\$0	\$0	\$0	0.00%



Measure S Bond Program
Financial Report for October 2022
Budget vs Actuals by School and Budget Category with Vendor Detail

QSS Data thru 10/31/2022

	Budget	Contracted to Date	Expended to Date	Quarterly Expense Oct '22 - Dec '22	% Expended
3. Program and Construction Management					
3.01 Program Management Fees					
	\$297,421	\$297,421	\$0	\$0	0.00%
UNCOMMITTED	\$134,450	\$0	\$0	\$0	
CUMMING CONSTRUCTION MGMT INC	\$429,619	\$429,619	\$188,247	\$56,050	43.82%
	\$861,490	\$727,040	\$188,247	\$56,050	21.85%
3.02 Construction Management Fees					
UNCOMMITTED	\$453,714	\$0	\$0	\$0	
CORDOBA CORPORATION	\$564,363	\$564,363	\$153,695	\$20,780	27.23%
	\$1,018,076	\$564,363	\$153,695	\$20,780	15.10%
4. Construction Support Costs					
4.01 Rental					
UNCOMMITTED	\$3,511	\$0	\$0	\$0	
ELITE MODULAR LEASING & SALES INC	\$246,489	\$246,489	\$0	\$0	0.00%
	\$250,000	\$246,489	\$0	\$0	0.00%
4.02 Title, Environmental, Stormwater Management					
UNCOMMITTED	\$12,203	\$0	\$0	\$0	
ENVIRONMENTAL AUDIT INC	\$36,880	\$36,880	\$4,766	\$0	12.92%
	\$49,083	\$36,880	\$4,766	\$0	9.71%
4.03 Commissioning					
UNCOMMITTED	\$5,271	\$0	\$0	\$0	
P2S ENGINEERING INC	\$32,729	\$32,729	\$7,700	\$0	23.53%
	\$38,000	\$32,729	\$7,700	\$0	20.26%
4.05 DSA Review Fees					
UNCOMMITTED	\$61,250	\$0	\$0	\$0	
DIVISION OF STATE ARCHITECT	\$188,750	\$188,750	\$188,750	\$0	100.00%
	\$250,000	\$188,750	\$188,750	\$0	75.50%
4.06 Postage, Printing & Advertising					
UNCOMMITTED	\$4,500	\$0	\$0	\$0	
AMERICAN REPROGRAPHICS CO LLC	\$12,000	\$12,000	\$3,960	\$1,809	33.00%
SOUTHERN CALIFORNIA NEWS GROUP	\$3,500	\$3,500	\$2,918	\$2,918	83.38%
ULINE INC	\$0	\$0	\$0	\$0	
	\$20,000	\$15,500	\$6,878	\$4,727	34.39%
4.07 DSA Inspection (IOR)					
UNCOMMITTED	\$194,880	\$0	\$0	\$0	
BPI INSPECTION SERVICE	\$471,240	\$471,240	\$0	\$0	0.00%
	\$666,120	\$471,240	\$0	\$0	0.00%
4.08 DSA Construction Phase Testing (LOR)					
UNCOMMITTED	\$666,120	\$0	\$0	\$0	
	\$666,120	\$0	\$0	\$0	0.00%



Measure S Bond Program
Financial Report for October 2022
Budget vs Actuals by School and Budget Category with Vendor Detail

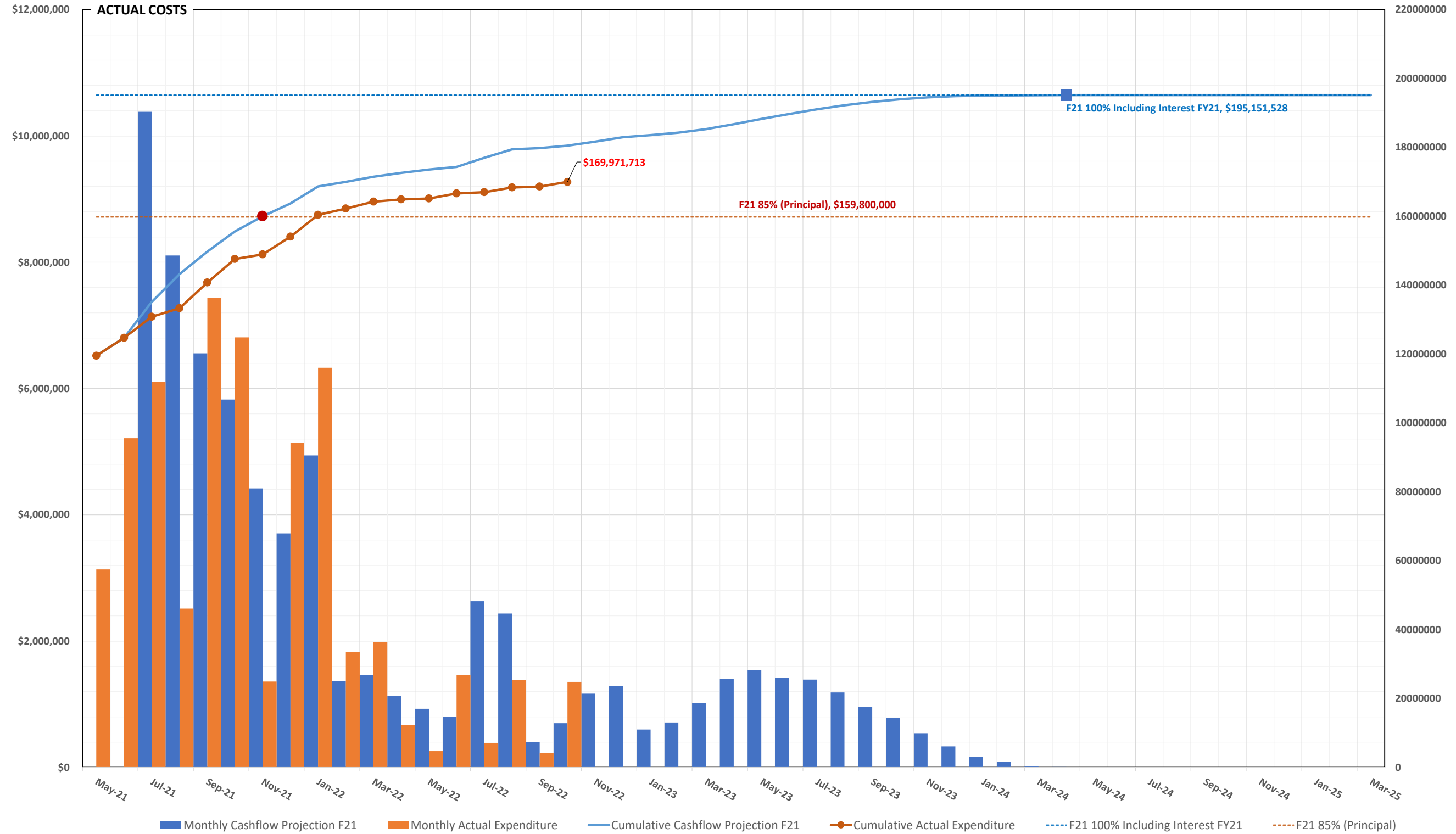
QSS Data thru 10/31/2022

	Budget	Contracted to Date	Expended to Date	Quarterly Expense Oct '22 - Dec '22	% Expended
4.09 Relocation					
UNCOMMITTED	\$8,750	\$0	\$0	\$0	
CLEAN EARTH ENVIRONMENTAL	\$20,000	\$20,000	\$0	\$0	0.00%
ULINE INC	\$1,250	\$1,250	\$0	\$0	0.00%
	\$30,000	\$21,250	\$0	\$0	0.00%
4.11 Preliminary Testing (Hazmat, Topo, Geo, etc)					
UNCOMMITTED	\$29,367	\$0	\$0	\$0	
ENVIRONMENTAL NETWORK CORPORATION	\$10,860	\$10,860	\$4,640	\$0	42.73%
NINYO & MOORE	\$53,223	\$53,223	\$53,223	\$0	100.00%
PSOMAS	\$26,550	\$26,550	\$26,550	\$0	100.00%
	\$120,000	\$90,633	\$84,413	\$0	70.34%
4.12 Utility Connection Fees (Local Permits)					
UNCOMMITTED	\$32,100	\$0	\$0	\$0	
	\$32,100	\$0	\$0	\$0	0.00%
4.13 FF&E (Laboratory Tables and Chairs, other)					
UNCOMMITTED	\$600,000	\$0	\$0	\$0	
	\$600,000	\$0	\$0	\$0	0.00%
4.15 Miscellaneous Fees					
UNCOMMITTED	\$94,381	\$0	\$0	\$0	
OUSD COST OF INTEREST DISTRIBUTION	\$619	\$619	\$619	\$0	100.00%
	\$95,000	\$619	\$619	\$0	0.65%
5. Contingency					
5.01 Construction Contingency					
UNCOMMITTED	\$2,980,656	\$0	\$0	\$0	
	\$2,980,656	\$0	\$0	\$0	0.00%
5.02 Project Contingency					
UNCOMMITTED	\$380,000	\$0	\$0	\$0	
	\$380,000	\$0	\$0	\$0	0.00%
Total 394-9520 Villa Park HS Phase II (DSA 04-119694)	\$37,398,757	\$4,272,493	\$1,936,116	\$93,837	5.18%
Villa Park High School	\$72,076,307	\$38,458,604	\$34,688,452	\$136,356	48.13%



3.2 Cash Flow Projections

MEASURE S BOND PROGRAM - Series A 2018 CASH FLOW PROJECTION (Phase I and II)
Actual Costs thru October 31, 2022, NOT INCLUDING ACCRUALS PENDING PAYMENT
Fund 21 Planned Costs Projected as of June 30, 2021

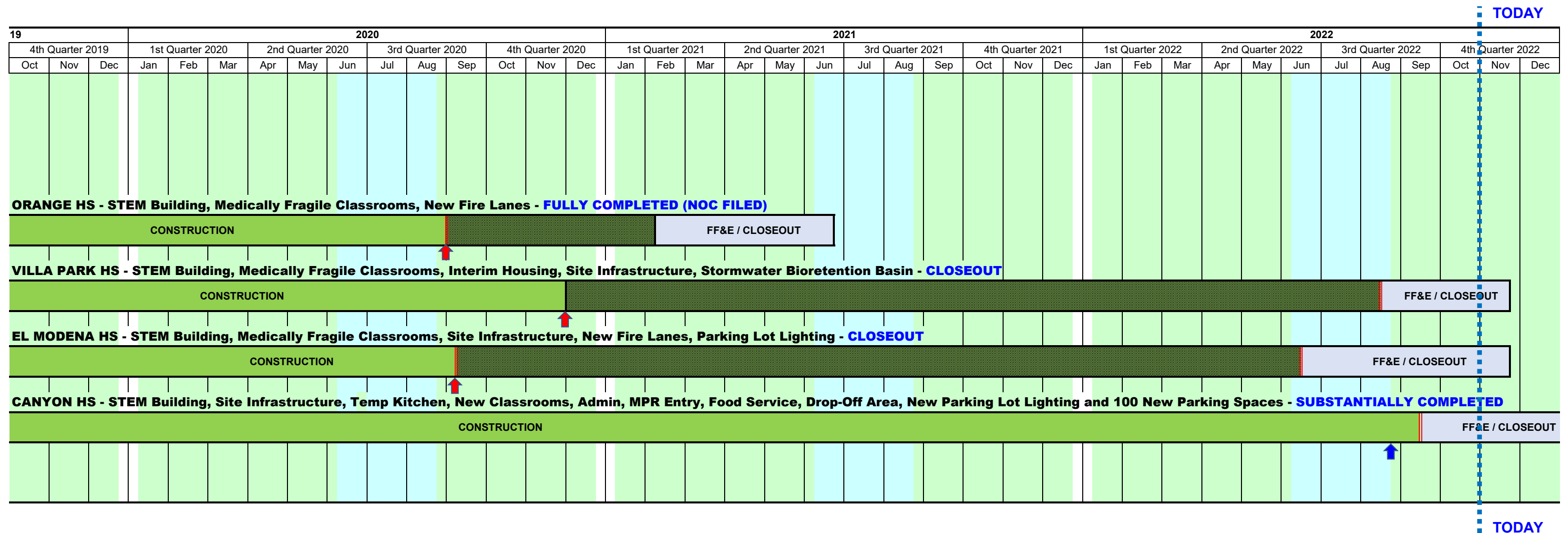


2016			2017												2018												2019									20		
4th Quarter 2016			1st Quarter 2017			2nd Quarter 2017			3rd Quarter 2017			4th Quarter 2017			1st Quarter 2018			2nd Quarter 2018			3rd Quarter 2018			4th Quarter 2018			1st Quarter 2019			2nd Quarter 2019			3rd Quarter 2019					
Oct	Nov	Dec	Jan	Feb	Mar	Apr	May	Jun	Jul	Aug	Sep	Oct	Nov	Dec	Jan	Feb	Mar	Apr	May	Jun	Jul	Aug	Sep	Oct	Nov	Dec	Jan	Feb	Mar	Apr	May	Jun	Jul	Aug	Sep			
			<div>BOND SALE SERIES A - \$188M</div>																																			
			ORANGE HS - Site Infrastructure, Move Relocatable Buildings, Bus Drop-Off, Restroom Renovation & Satellite Kitchen - COMPLETED																																			
			PROGRAM PHASE			DESIGN PHASE						DSA REVIEW & APPROVAL						BID & AWARD			INFRASTRUCTURE						SATELLITE KITCHEN CONSTRUCTION						FF&E/CLOSEOUT					
			ORANGE HS - STEM Building, Medically Fragile Classrooms, New Fire Lanes - SUBSTANTIALLY COMPLETED (OCCUPIED)																																			
			PROGRAM PHASE			DESIGN PHASE												DSA REVIEW & APPROVAL						BID & AWARD						CONSTRUCTION								
			VILLA PARK HS -STEM Building, Medically Fragile Classrooms, Interim Housing, Site Infrastructure, Stormwater Bioretention Basin																																			
			PROGRAM PHASE			DESIGN PHASE												DSA REVIEW & APPROVAL						BID & AWARD						CONSTRUCTION								
			EL MODENA HS - STEM Building, Medically Fragile Classrooms, Site Infrastructure, New Fire Lanes, Parking Lot Lighting																																			
			PROGRAM PHASE			DESIGN PHASE												DSA REVIEW & APPROVAL						BID & AWARD						CONSTRUCTION								
			CANYON HS - STEM Building, Site Infrastructure, Temporary Kitchen, New Classrooms, Administration, MPR Entry, Food Service, Drop-Off Circulation,																																			
PROGRAM PHASE			DESIGN PHASE															DSA REVIEW & APPROVAL						BID & AWARD														

Page 47



MEASURE S BOND PROGRAM - PHASE I: SCHEDULE SUMMARY



SUMMER BREAK



STEM Building Substantial Completion (Scheduled)



There is a date under legal negotiation (see monthly report) that may extend this substantial completion date (*the dashed section is the extension under review*).



There has been a Substantial Completion date change; if approved by the Board of Education (*see under specific project for the Change Order # referenced*).



MEASURE S BOND PROGRAM - PHASE II: SCHEDULE SUMMARY

2018							2019												2020																						
2018	3rd Quarter 2018			4th Quarter 2018			1st Quarter 2019			2nd Quarter 2019			3rd Quarter 2019			4th Quarter 2019			1st Quarter 2020			2nd Quarter 2020			3rd Quarter 2020			4th Quarter 2020													
Jun	Jul	Aug	Sep	Oct	Nov	Dec	Jan	Feb	Mar	Apr	May	Jun	Jul	Aug	Sep	Oct	Nov	Dec	Jan	Feb	Mar	Apr	May	Jun	Jul	Aug	Sep	Oct	Nov	Dec											
				ORANGE HS - Phase II: New two-story classroom/Admin bldg, Bldg 300 layout admin swing space, demo of existing Bldg 100/200.																																					
				PROGRAM PHASE			CONCEPTUAL DESIGN												DESIGN PHASE																						
				VILLA PARK HS - Phase II: New two-story, 18-classroom bldg, accessibility, and restroom upgrades to bldg 100/200, demo of bldg 500, and removal of 19 portable classrooms.																																					
				PROGRAM PHASE			CONCEPTUAL DESIGN												DESIGN PHASE																						
				EL MODENA HS - Phase II: Renovation of four (4) classroom bldgs (bldgs 200, 300, 400 and 500), library, bldg 800 (CTE), and expand Admin Bldg, new one-story classroom bldg and two bridges (2nd flr).																																					
				PROGRAM PHASE			CONCEPTUAL DESIGN												DESIGN PHASE																						
				CANYON HS - Phase II: Bldg (C) remove and replace HVAC systems, electrical systems, fire alarm, door & hardware, glazing, IT connectivity, insulate bldg, renovate restrooms, reconfigure lounge.																																					
				PROGRAM PHASE			CONCEPTUAL DESIGN			DESIGN PHASE																															
PHASE 2 PROJECTS (as of August 2019 Monthly Report)																																									
PROGRAM PHASE						CONCEPTUAL / DESIGN PHASE												DSA REVIEW & APPROVAL																							



SUMMER BREAK

Conceptual Design Board Approved 12/13/18

Conceptual Design Board Approved 5/9/19 for Canyon HS

Phase II Design & Budget Board Approved 7/25/19

Orange HS

Orange HS

El Modena HS

El Modena HS

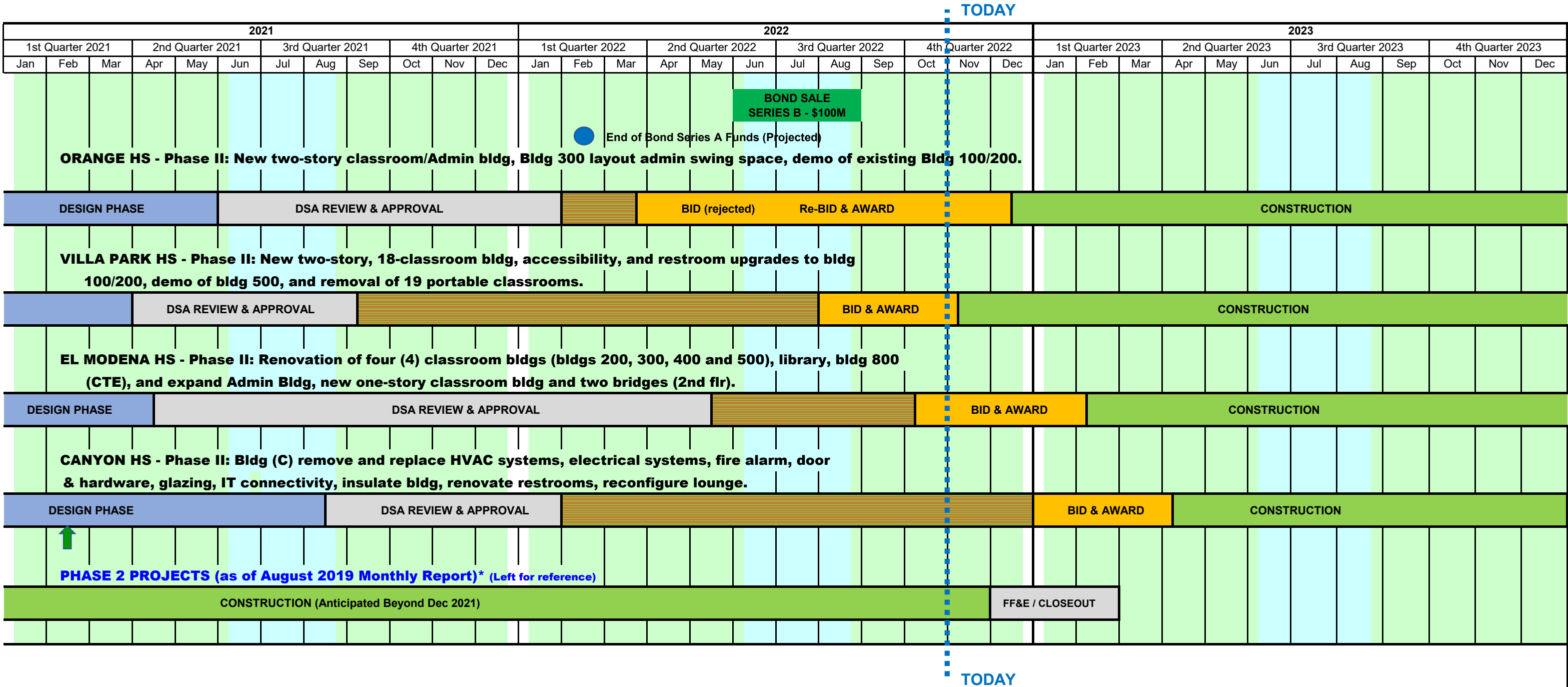
Villa Park HS

Villa Park HS

Canyon HS



MEASURE S BOND PROGRAM - PHASE II: SCHEDULE SUMMARY



SUMMER BREAK



EXTENDED CONSTRUCTION START
(for Phase II Bond Award)



Phase II Design Document & Construction Estimate Board Approval (Completed)

- Orange HS - November 19, 2020 Board Meeting
- El Modena HS - October 15, 2020 Board Meeting
- Villa Park HS - August 13, 2020 Board Meeting
- Canyon HS - February 11, 2021 Board Meeting

Board of Education

Andrea Yamasaki, President

Kris Erickson, Vice-President

Ana Page, Clerk

John Ortega

Kathryn A. Moffat

Angie Schlueter-Rumsey

Rick Ledesma

Gunn Marie Hansen, Ph.D.

Superintendent

David A. Rivera

Deputy Superintendent

Business Services

Scott Harvey

Senior Executive Director

Administrative Services



Facilities & Planning Department

Measure S Bond Program

726 W. Collins Avenue

Orange, CA 92867

T: (714) 628-4500