



# ORANGE UNIFIED SCHOOL DISTRICT

## Measure S Bond Program

### September 2022 Monthly Progress Report



**PERIOD COVERED:**  
September 1-30, 2022

**FISCAL YEAR**  
FY 2022-2023

**PROGRESS REPORT NO.**  
PR-063-2022-063

**PREPARED BY:**

**CUMMING**  
Building Value Through Expertise



## TABLE OF CONTENTS

### **1.0 Executive Summary**

1.1 Program Summary

1.2 Program Highlights/Key Milestones

1.3 Look Ahead (next 90 days)

### **2.0 Project Status Report**

Canyon HS – Science Center

El Modena HS – Science Center

Orange HS – Utility Infrastructure (Increment # 1)

Orange HS – Science Center (Increment # 2)

Villa Park HS – Interim Housing & Science Center

### **3.0 Financial Report**

3.1 Project Cost Estimate

- Budget vs Actuals with Vendor details per High School

3.2 Cash Flow Projections

### **4.0 Program Schedule Summary**

4.1 Phase I Schedule Summary

4.2 Phase II Schedule Summary



## 1.0 EXECUTIVE SUMMARY

### 1.1 Program Summary

**Division of State Architects (DSA) approval to establish Phase 1 design criteria completed as follows:**

- (Completed) September 22, 2020 - El Modena HS Phase 1 Quad (04-119124)
- (Completed) October 24, 2019 - Villa Park HS New Parking and Drop Off (04-118521).
- (Completed) June 25, 2019 - Orange HS Custom Tensile Fabric Shade Structures (04-118351)
- (Completed) May 2, 2019 - Canyon HS Interim Modular Kitchen (04-118418)
- (Completed) January 31, 2019 - Canyon HS Science Center (04-117300)
- (Completed) November 6, 2018 - El Modena HS Science Center (04-117098)
- (Completed) August 16, 2018 - Villa Park HS Science Center (04-117022)
- (Completed) July 12, 2018 - Orange HS Science Center (Increment # 2) (04-116859)
- (Completed) April 10, 2018 - Orange HS Increment # 1 (Satellite Kitchen) (04-116673.2)
- (Completed) March 1, 2018 - Orange HS Increment #1 (Infrastructure Upgrades, Move Relocatable Buildings, Bus Drop-Off, Restroom Renovation Project) (04-116673.1)
- (Completed) February 7, 2018 - Villa Park HS Interim Housing (DSA Application #04-116788)

**Phase 1 construction started (NTP) / completed (NOC), as follows:**

- Construction Start - June 15, 2018 – Orange HS Site Infrastructure (Increment #1) (04-116673)
  - (Completed) July 25, 2019 – Orange HS Site Infrastructure (Increment #1) (04-116673.1)
- Construction Start January 7, 2019 – Villa Park HS (Int Housing and Science Center) (04-117022)
  - (DSA Completed) March 17, 2022 – Interim Housing (04-116788)
  - (DSA Completed) March 21, 2022 – Parking Lot Drop-Off (04-118521)
- Construction Start February 18, 2019 – Orange HS Science Center (Increment #2) (04-116859)
  - (DSA Completed) April 8, 2020 – Custom Tensile Fabric Shade Structure (04-118351)
  - (Completed) June 24, 2021 – Orange HS Science Center (Increment #2) (04-116859)
- Construction Start April 2, 2019 – El Modena HS Science Center (04-117098)
- Construction Start June 12, 2019 – Canyon HS Interim Housing & Science Center (04-117300)
  - (DSA Completed) August 7, 2020 – Interim Modular Kitchen (04-118418)

**Division of State Architects (DSA) approval to establish Phase 2 design criteria as follows:**

- Submitted on March 3, 2021 – Villa Park HS Phase 2 (04-119694)
  - (Completed) September 10, 2021.
- Submitted April 23, 2021 – El Modena HS Phase 2 (04-120032)
  - (Completed) May 6, 2022.
- Submitted May 26, 2021 – Orange HS Phase 2 (04-120151)
  - (Completed) January 25, 2022.
- Submitted August 17, 2021 – Canyon HS Phase 2 (04-120410)
  - (Completed) January 14, 2022.



**Phase 2 construction started (NTP) / completed (NOC), as follows:**

- Construction Start - September 23, 2021 – Orange HS Bldg. 300 Admin Swing Space (S2122-001C)
  - (Completed) March 1, 2022 – Orange HS Bldg. 300 Admin Swing Space (S2122-001C)

## **1.2 Program Highlights/Key Milestones**

**California Environmental Quality Act (CEQA) Compliance ACHIEVED on Phase 1 (as required by law):**

- Villa Park HS Science Center – Notice of Exemption (Board approved on 9/20/18).
- Canyon HS Science Center – Notice of Exemption (Board approved on 7/26/18).
- Orange HS Science Center – Notice of Exemption (Board approved on 3/8/18).
- El Modena HS Science Center – Notice of Exemption (Board approved on 3/8/18).

**California Environmental Quality Act (CEQA) Compliance ACHIEVED on Phase 2 (as required by law):**

- Orange HS Phase 2 – Based on CEQA review, no new Notice of Exemption needed.
- Villa Park HS Phase 2 – Notice of Exemption (Board approved on 4/14/22).
- Canyon HS Phase 2 – Notice of Exemption (Board approved on 5/5/22).
- El Modena HS Phase 2 – Notice of Exemption (Board approved on 5/5/22).

**Phase 2 Measure S Bond Project Development Update:**

- As of September 30, 2022, at Canyon HS – Phase 2 (04-120410), Reviewing the demolition and site preparation of the modulares to be removed off site. Continuing to work with CannonDesign (Arch), Cordoba (CM), Program Management and District to finalize the specification format and put together the bid package
- As of September 30, 2022, at Orange HS - Phase 2 (04-120151), re-bid package No. S2223-002, Orange HS 2-Story Classroom Student Services Building, was advertised reflecting scope: Demolition of the existing Administration Building, 2-story Classroom Building and a 1-story Science Building and demolition of adjacent existing canopies. There are two mandatory pre-bid walks set with a sealed bid due date of: 10/20/22.
- As of September 30, 2022, at Villa Park HS - Phase 2 (04-119694), bid package No. S2223-001, reflecting scope: demolition of existing Building 500, New Type II-B, building 500, fully sprinklered, 2-Story, eighteen (18) general classroom building with staff lounge and meeting room, Accessibility upgrades to the existing Building 100/200, inclusive of accessibility upgrades to existing student restrooms only, removal of existing stairs and lift. Installation of new stairs and elevator, installation of new fences and gates to secure the campus perimeter at Building 100/200 breezeways, including replacing the storm drainage system. Bid package 1<sup>st</sup> publication on August 4, 2022, and sealed bids are due to close on 9/15/2022.
- As of September 30, 2022, at El Modena HS - Phase 2 (04-120032), Working with HED (Arch) to get design back within budget. The preparation to revised bid package and review for budget and





value engineering concerns are proceeding and we are preparing for a bid publication in December 2022.

### **Program Wide Cash Flow Projection / Bond Issuance**

- As of September 30, 2022, the CBO outlined the Series B Bond sale in June for the Board of Education during their June 2022 meeting, reflecting use of Series B Bond sale cash on accounts in June 2022.

### **Project Achievements:**

On September 8, 2022, Board approved **Inspector of Record** from **Knowland Construction Services**, proposal dated 7/29/2022, for the Measure S – Division of State Architect Project Inspector of Record consultant services for the **Orange HS Phase 2** project, reflecting a cost of; **\$466,752.00**. (reflecting base contract services of; \$359,040.00, and a Contingency Allowance cost of; \$107,712.00).

On September 8, 2022, Board approved **Inspector of Record**, from **BPI Inspection, Inc.**, proposal dated 7/29/2022, for the Measure S – Division of State Architect Project Inspector of Record consultant services for the **Villa Park HS Phase 2** project, reflecting a cost of; **\$471,240.00**, (reflecting base contract services of; \$364,560.00, and a Contingency Allowance cost of; \$107,520.00).

On September 8, 2022, Board approved of **Change Order # 23** for **Swinerton Builders** at **Canyon HS** in the amount of; **\$60,935.55 – 0 Calendar Days**, Additional Contract Time; Description: General Contractor costs based on Nine (9) PCO's: Two (2) Unforeseen Conditions, One (1) Owner Requested and Five (5) Design Related changes. (7.30%)

On September 8, 2022, Board approved an extension of **Inspector of Record** from **Knowland Construction Services** proposal dated 8/05/2022, to continue DSA inspection activities for the **Canyon HS Science Center** project, reflecting a cost of; **\$59,752.00**.

On September 8, 2022, Board approved **Change Order # 14** for **Angeles Contractor, Inc.** at **Villa Park HS** in the amount of; **<-\$177,205.18> – 0 Calendar Days**, Additional Contract Time; Description: General Contractor costs based on Seventeen (17) PCO's: Two (2) Unforeseen Conditions, Fifteen (15) Owner Requested and Zero (0) Design Related changes. (2.05%)

On September 8, 2022, Board approved **Change Order # 16** for **Angeles Contractor, Inc.** at **El Modena HS** in the amount of; **<-\$107,614.00> – 0 Calendar Days**, Additional Contract Time; Description: General Contractor costs based on Two (2) PCO's: Zero (0) Unforeseen Conditions, Two (2) Owner Requested and Zero (0) Design Related changes. (4.93%)

As of 09/30/22, processing **payment application # 38** (June), for ACI (EMHS) reflecting **99%** paid overall completion, reflecting **519 calendar days** elapsed.

As of 09/30/22, processing **payment application # 40** (June), for ACI (VPHS) reflecting **99%** paid overall completion, reflecting **683 calendar days** elapsed.



As of 09/30/22, processing [payment application # 38](#) (July) for Swinerton (CHS) reflecting [99%](#) paid overall completion, reflecting [1,107 calendar days](#) elapsed.

### 1.3 Look Ahead (next 90 days)

#### Board of Education Agenda

##### October 20<sup>th</sup>

1. Recommend Board approval of **Addendum # 2** (Service Amendment # 4R1) for **Lionakis** proposal dated 9/06/2022, to prepare for the re-bid activities for **Orange HS Phase 2** project, reflecting a cost of; **\$39,925.00**.
2. Recommend Board approval to accept completion of contract and authorize to file the appropriate **Notice of Completion (NOC)** for **\$1819-002 Villa Park High School Science Center**. The contract has been sent to Purchasing as completed and will be submitted for the require acceptance by the Board of Education prior to filing of appropriate notice of completion (NOC).
3. Recommend Board approval to accept completion of contract and authorize to file the appropriate **Notice of Completion (NOC)** for – **\$1819-005 El Modena High School IH & Science Center**. The contract has been sent to Purchasing as completed and will be submitted for the require acceptance by the Board of Education prior to filing of appropriate notice of completion (NOC).
4. Recommend Board approval of **Lab of Record**, from **American Engineering Laboratories, Inc.**, proposal dated 8/3/2022, for the Measure S – Laboratory of Record consultant services for the **Villa Park HS Phase 2** project, reflecting a cost of; **\$426,220.00**, (reflecting base contract services of; \$340,890.00, and a Contingency Allowance cost of; \$85,330.00).
5. Recommend Board approval of **Lab of Record**, from **American Engineering Laboratories, Inc.**, proposal dated 8/9/2022, for the Measure S – Laboratory of Record consultant services for the **Orange HS Phase 2** project, reflecting a cost of; **\$376,519.00**, (reflecting base contract services of; \$297,454.00, and a Contingency Allowance cost of; \$79,065.00).

#### Program Wide

- Orange HS Phase II –Revising the scope of work through Value Engineering and preparing a revised bid package for 1<sup>st</sup> publication in October 2022.
- Orange HS Bldg. 300 Admin Swing Space (Phase II) – Move Manager working with Building 300-Cooling via new ductwork to copier room from existing supply air from admin office room 305 is scheduled for October 8, 2022. Trophies and documents in the old admin office will need to be boxed and moved to a designated storage area as directed by principal. Meeting is scheduled for October 5, 2022. Also, accessibility upgrades at women’s staff toilet room are scheduled to start and completed during winter break.



- El Modena HS Science Center – Angeles Contractor (ACI) is completing substantial completion punch list items preparing for notice of completion.
- El Modena HS Phase II – HED (Architect of Record) is working with construction manager and District team to get design back within budget, needs to happen prior to proceeding to bid date.
- El Modena HS Phase II – Move Manager is conducting survey of existing Furniture, Fixtures and Equipment (FF&E) within all buildings planned for renovations to be confirmed for school surplus or disposal. Swing space, Signage, Phasing TBD.
- Villa Park HS Interim Housing & Science Center – Angeles Contractor (ACI) is completing substantial completion punch list items preparing for notice of completion.
- Villa Park HS Phase II – Purchasing Department preparing this project for Bid No. S2223-001 Villa Park HS Phase 2 New Classroom Bldg. & 100-200 Mod. The projected advertisement date is in August 2022.
- Villa Park HS Phase II – Move Manager working with CleanEarth HAZMAT contractor for materials removal/disposal in building 500 by October 12, 2022. Delivery of a 40-yard dumpster for miscellaneous non-hazardous items disposal is scheduled for October 3, 2022. Surplus materials will be removed by VPHS staff including loading dumpster. Student lockers (Approximately 145 units) attached to building 500 to be relocated to adjacent buildings. Sketch of new locker locations to be provided to New Dimension for pricing to remove and relocate and install to adjacent buildings.
- Canyon HS Science Center – The new high-speed kitchen has passed the final Health Department inspection on August 26<sup>th</sup>, the area is being prepared for training and take over by the District. The construction manager is putting together final punch list items for the full Science Center building and has established a projected substantial completion date of September 12, 2022.
- Canyon HS Phase II – CannonDesign (Architect of Record) working with District, Program Management and Cordoba (CM) to develop additional scope. CannonDesign and Purchasing Department finalizing the specification format and putting together the bid package.
- Canyon HS Phase II – Move Manager to work with CleanEarth HAZMAT contractor who is scheduled for removal/disposal of all hazardous materials in building C (old Science Building), October 13, 2022. Surplus materials will be removed by CHS staff prior to debris removal.



## 2.0 PROJECT STATUS REPORT (PHASE 1)



Canyon High School  
New STEM Building

CANYON HIGH SCHOOL



EL MODENA SCIENCE CENTER

Overall View

HED



Orange High School Science Center



ST VILLA PARK HIGH SCHOOL

LPA





## CANYON HIGH SCHOOL

## CANYON HS SCIENCE CENTER

- ✓ 12 Laboratory Rooms
- ✓ 12 General Classrooms
- ✓ Student Services
- ✓ New Food Services
- ✓ New Kitchen

- ✓ New Multi-Purpose Room Entry
- ✓ Parking Lot Improvements
- ✓ Infrastructure Upgrade and Improvements
- ✓ Landscape Improvements

**Project Update (Close Out):**

- As of 09/30/22, Swinerton finishing punch list items for the full Science Center building, preparing for substantial completion.
- On 09-08-22, Board approved of **Change Order # 23** for Swinerton Builders at Canyon HS in the amount of; **\$60,935.55** – 0 Calendar Days, Additional Contract Time; Description: General Contractor costs based on Nine (9) PCO's: Two (2) Unforeseen Conditions, One (1) Owner Requested and Five (5) Design Related changes. (7.30%)
- On 09/08/22, Board approved an extension of Inspector of Record from **Knowland Construction** Services proposal dated 8/05/2022, to continue DSA inspection activities for the Canyon HS Science Center project, reflecting a cost of; **\$59,752.00**.
- As of 09/30/2022, The OC Health Department final inspection report, record ID # SR0135346, was issued to Canyon HS. Awaiting the DSA sign-off for this acceptance.
- As of 09/30/22, A Certificate of Substantial Completion, dated 9/12/2022 has been circulated for this full project S1819-006 Canyon HS Science Center project (04-117300) & (04-118418 to include the Interim Kitchen), for final signatures.
- As of 09/30/22, processing payment application # 38 (July) reflecting **99%** paid overall completion, reflecting **1,107 contract days** elapsed.

See Construction Photo's below:



Left to right: Interior kitchen work completed with the full complement of kitchen equipment, including ceiling, floor, wall, and door finishes. The high-speed kitchen section below with monitor.



## EL MODENA HS SCIENCE CENTER

- ✓ 12 Laboratory Rooms
- ✓ 1 General Classrooms
- ✓ 2 Medically Fragile Classrooms

- ✓ Relocation of Campus MDF
- ✓ Technology & Utility Upgrade
- ✓ Landscape Improvements

### Project Update (Close Out):

- As of 09/30/22, Angeles working on completing punch list items while preparing to submit all final documents to close out.
- On 09/08/22, Board approved **Change Order # 16** for Angeles Contractor, Inc. at El Modena HS in the amount of; **<-\$107,614.00>** – 0 Calendar Days, Additional Contract Time; Description: General Contractor costs based on Two (2) PCO's: Zero (0) Unforeseen Conditions, Two (2) Owner Requested and Zero (0) Design Related changes. (4.93%)
- As of 09/30/22, A Notice of Project Completion (NOC), internal memo was distributed to notify Purchasing that this project S1819-005 El Modena HS Science Center project (04-117098), will be ready for close out at the October 20, 2022, Board of Education meeting.
- As of 09/30/22, The DSA 168 for the final project cost was signed and submitted to DSA for final review pending Certificate of Compliance. Following up with the Architect and Inspector of Record and General Contractor for the final DSA paperwork needed.
- As of 09/30/22, processing payment application # 38 (June) reflecting **100%** paid overall completion, reflecting **519 contract days** elapsed.

[See Construction Photo's below:](#)







## ORANGE HS SCIENCE CENTER

- ✓ 12 Laboratory Rooms
- ✓ 1 General Classrooms

- ✓ New Panther Pavilion Plaza
- ✓ 2 Medically Fragile Classrooms

### Project Update Increment # 2 – Science Center (**Completion**):

- As of 09/30/22, all issues have been finalized.

[See Completion Photo's below:](#)



Orange HS – Science Center STEM Building  
(Dusk with lights)





# VILLA PARK HIGH SCHOOL

## SCHOOL OF EXCELLENCE



### VILLA PARK HS SCIENCE CENTER

- ✓ 12 Laboratory Rooms
- ✓ 2 General Classrooms
- ✓ 2 Medically Fragile Classrooms

- ✓ Demolish existing building 300
- ✓ Install 10 New Portable Buildings

#### Project Update (Close Out):

- As of 09/30/22, Angeles working on completing punch list items while preparing for substantial completion.
- 09/08/22, Board approved **Change Order # 14** for **Angeles Contractor, Inc.** at **Villa Park HS** in the amount of; **<\$-177,205.18>**— 0 Calendar Days, Additional Contract Time; Description: General Contractor costs based on Seventeen (17) PCO's: Two (2) Unforeseen Conditions, Fifteen (15) Owner Requested and Zero (0) Design Related changes. (2.05%)
- As of 09/30/22, Working on the DSA 310-N Notification of Requirement for Certification for Construction of 1-Science Classroom Building (04-117022), to complete all the DSA forms needed.
- As of 09/30/22, A Notice of Project Completion (NOC), internal memo was distributed to notify Purchasing that this project S1819-002 Villa Park HS IH & Science Center project (04-116788) & (04-117022), will be ready for close out at the October 20, 2022, Board of Education meeting.
- As of 09/30/22, processing payment application # 40 (JUNE) reflecting **99%** paid overall completion, reflecting **683 contract days** elapsed.

See Construction Photo's below:





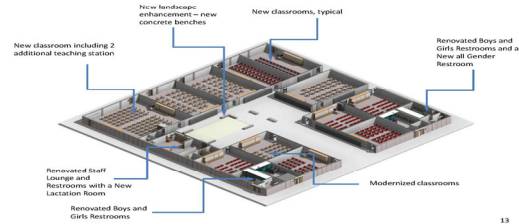


## 2.0 PROJECT STATUS REPORT (PHASE 2)



Canyon High School  
Science Building Renovation

CANYON HIGH SCHOOL



13





# CANYON HIGH SCHOOL

## CANYON HS BUILDING MODERNIZATION

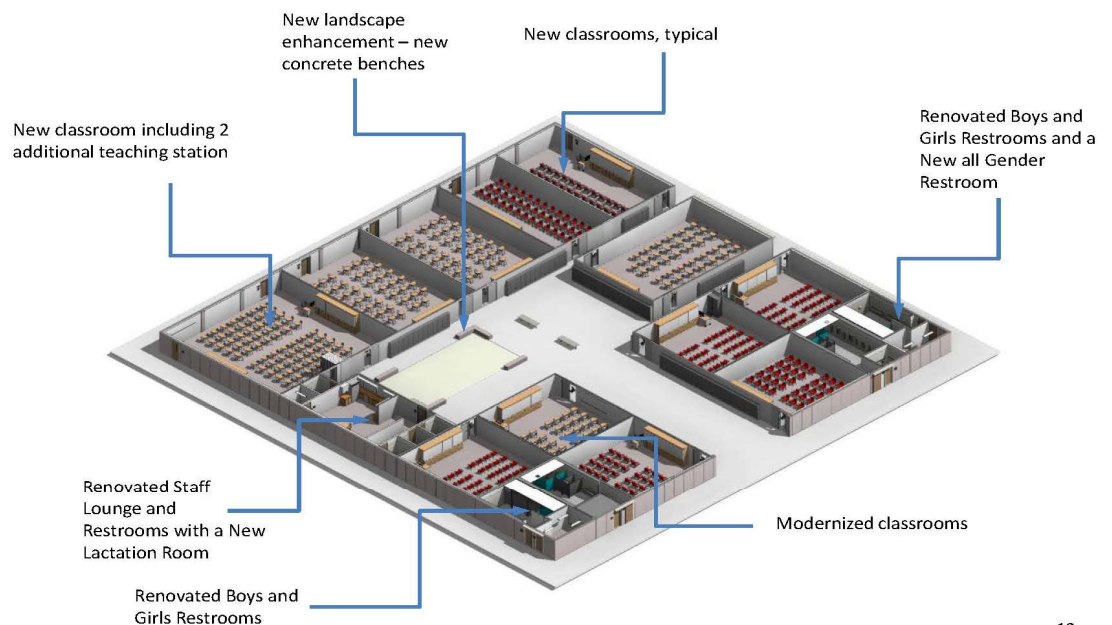
- |                              |                                  |
|------------------------------|----------------------------------|
| ✓ 10 Renovated Classrooms    | ✓ New Landscape                  |
| ✓ 2 Living Skills Classrooms | ✓ 100 Addition Parking Stalls    |
| ✓ Renovate Staff Lounge      | ✓ 19 Portable classrooms removed |
| ✓ Renovated Restrooms        | ✓ Site improvements              |
| ✓ New All Gender Restroom    |                                  |

### Project Update (Pre-Bid):

- As of 09/30/22, application (04-120410), originally accepted by DSA on 8/17/21, was design approved by DSA on 01/14/2022. Total DSA review duration was 150 days for this design.
- As of 09/30/22, Architect and team are reviewing the demolition and site preparation of the modulares to be removed off site. Continuing to work with CannonDesign (Arch), Cordoba (CM), Program Management and District to finalize the specification format and put together the bid package.
- As of 9/30/22, Move Manager to coordination with CleanEarth HAZMAT contractor for materials removal/disposal in building C. Contractor is scheduled to pick up and dispose hazardous materials next month. Proposal has been reviewed and approved. Purchase Order in process. Surplus materials will be removed by CHS staff prior to debris removal.

Construction Photo's will be shown below once started:

### Canyon High School Science Building Renovation



Left to right: Existing Science Building renovation outlined





## EL MODENA HS BUILDING MODERNIZATION

- |   |                                |
|---|--------------------------------|
| ✓ All Classrooms Renovated                    | ✓ Enhanced Student Quad        |
| ✓ 800 Building for Career Technical Education | ✓ Technology & Utility Upgrade |
| ✓ 2 New Elevators                             | ✓ Accessibility Upgrades       |
| ✓ Expand Administration Building              | ✓ Secure entire campus         |

### Project Update (Pre-Bid):

- As of 09/30/22, application (04-120032), accepted by DSA on 4/23/21, was design approved by DSA on 05/06/2022. Total DSA review duration was 378 days for this design.
- As of 09/30/22, Working with HED (Arch) to get design back within budget. The preparation to revised bid package and review for budget and value engineering concerns are proceeding and we are preparing for a bid publication in October 2022.
- As of 9/30/22, There are no Hazardous materials in Buildings 200-500 and 800. Move Manager will coordinate with school staff for the surplus materials that can be removed by CHS staff prior to debris removal.

Construction Photo's will be shown below once started:



Left to right: This is the HED (Architect) rendering of the expanded administrative entrance.



## ORANGE HS NEW & BUILDING MODERNIZATION

- |  |   |
|--|---|
| <ul style="list-style-type: none"> <li>✓ New 2-Story Student Service/Admin/Classroom Building</li> <li>✓ Enhanced School Entrance (off Schaffer Avenue)</li> <li>✓ 6 New General Classrooms</li> </ul> | <ul style="list-style-type: none"> <li>✓ New Panther Pavilion Plaza</li> <li>✓ Technology &amp; Utility Upgrade</li> <li>✓ Demo of Administration/Classroom Building</li> </ul> |
|--|---|

### Project Update (**Bidding**):

#### >>>Orange HS (S2122-001C) Building 300 Administration Swing Space – **Completed**

- As of 09/30/22, application (04-120151), originally accepted by DSA on 05/26/21, was design approved by DSA on 1/25/2022. Total DSA review duration was 244 days for this design.
- On 09/08/22, Board approved Inspector of Record from **Knowland Construction Services**, proposal dated 7/29/2022, for the Measure S – Division of State Architect Project Inspector of Record consultant services for the Orange HS Phase 2 project, reflecting a cost of; **\$466,752.00**. (reflecting base contract services of; \$359,040.00, and a Contingency Allowance cost of; \$107,712.00).
- As of 09/30/22, The revised bid package S2223-002 was prepared and a re-bid scope reflecting demolition of the existing Administration Building, 2-story Classroom Building and a 1-story Science Building and demolition of adjacent existing canopies, with site and utility upgrades around the new Building and on the Southwest corner of the Campus, publication was sent on 09/8/22. There are two mandatory pre-bid walks with a sealed bid due date of: 10/20/22.
- As of 09/30/22, Move Manager, has set the mobile storage units for Band room storage and re-configure space for the band room classes. Also, accessibility upgrades at women's staff toilet room has been approved to move forward. PO in progress.

Construction Photo's will be shown below once started:



Orange HS – This is the Lionakis (Architect) rendering of the “Enhanced School Entrance” off Schaffer Avenue (at dusk with lights)







# VILLA PARK HIGH SCHOOL

## SCHOOL OF EXCELLENCE

### VILLA PARK HS NEW & BUILDING MODERNIZATION

- |                                   |                                     |
|-----------------------------------|-------------------------------------|
| ✓ New 2-Story Classroom Building  | ✓ Demolish existing building 500    |
| ✓ 18 New General Classrooms       | ✓ New Stairs and Elevator           |
| ✓ New Staff Lounge & Meeting room | ✓ Utility & Accessibility Upgrades  |
| ✓ New Storm Drain system          | ✓ New Fences/Gates to Secure campus |

#### Project Update (**Bidding**):

- As of 09/30/22, application (04-119694), originally accepted by DSA on 03/03/21, was design approved by DSA on 09/10/2021. Total DSA review duration was 191 days for this design.
- On 09/08/22, Board approved Inspector of Record, from **BPI Inspection, Inc.**, proposal dated 7/29/2022, for the Measure S – Division of State Architect Project Inspector of Record consultant services for the Villa Park HS Phase 2 project, reflecting a cost of; **\$471,240.00**, (reflecting base contract services of; \$364,560.00, and a Contingency Allowance cost of; \$107,520.00).
- On 09/21/22, Bid No. S2223-001, there were three (3) sealed bids received. The apparent low bid was submitted by: **S.J. Amoroso Construction Co. at \$25,987,000** (including the allowance amount of \$500,000). The bid packages will be reviewed for completeness and a decision to move forward will be made.
- On 09/28/22, There was a letter sent to apparent low bidder for Bid No. S2223-001, S.J. Amoroso Construction Co., deeming their bid non-responsive and moving forward to the next low bid, **Pinner Construction Co. at \$26,659,000**.
- As of 09/30/22, Move Manager, has contract established with CleanEarth HAZMAT contractor for materials removal/disposal in building 500. Surplus materials will be removed by VPHS staff prior to debris removal.

Construction Photo's will be shown below once started:



Left to right: This is the LPA (Architect) rendering of the “New 2-Story Classroom Building”, which also shows the site enhancement outside of this new building.



### 3.0 FINANCIAL REPORT

#### 3.1 Project Cost Estimate

#### Measure S Bond Program Financial Report for September 2022

QSS Data thru 9/30/2022

	Budget	Contracted to Date	Expended to Date	Quarterly Expense Jul '22 - Sep '22	% Expended
<b>PROGRAM</b>					
Phase 1 - HS Science Center	\$166,737,936	\$165,193,046	\$160,574,069	\$1,517,104	96.30%
Phase 2	\$126,687,703	\$11,147,520	\$6,614,181	\$475,048	5.22%
<b>TOTAL</b>	<b>\$293,425,639</b>	<b>\$176,340,566</b>	<b>\$167,188,250</b>	<b>\$1,992,151</b>	<b>56.98%</b>
<b>Canyon High School</b>					
Phase 1 - HS Science Center	\$53,922,013	\$53,094,846	\$51,535,906	\$1,223,980	95.57%
Phase 2	\$21,302,570	\$1,504,028	\$779,107	\$25,148	3.66%
<b>TOTAL</b>	<b>\$75,224,583</b>	<b>\$54,598,873</b>	<b>\$52,315,013</b>	<b>\$1,249,128</b>	<b>69.55%</b>
<b>El Modena High School</b>					
Phase 1 - HS Science Center	\$35,988,158	\$35,780,160	\$34,248,013	\$173,531	95.16%
Phase 2	\$36,536,175	\$3,158,984	\$1,998,763	\$86,667	5.47%
<b>TOTAL</b>	<b>\$72,524,333</b>	<b>\$38,939,144</b>	<b>\$36,246,776</b>	<b>\$260,198</b>	<b>49.98%</b>
<b>Orange High School</b>					
Phase 1 - HS Science Center	\$42,213,165	\$42,203,163	\$42,143,281	\$14,951	99.83%
Phase 2	\$31,387,252	\$2,937,727	\$1,931,084	\$265,061	6.15%
<b>TOTAL</b>	<b>\$73,600,416</b>	<b>\$45,140,891</b>	<b>\$44,074,365</b>	<b>\$280,012</b>	<b>59.88%</b>
<b>Villa Park High School</b>					
Phase 1 - HS Science Center	\$34,614,601	\$34,114,877	\$32,646,868	\$104,642	94.32%
Phase 2	\$37,461,706	\$3,546,781	\$1,905,228	\$98,172	5.09%
<b>TOTAL</b>	<b>\$72,076,307</b>	<b>\$37,661,658</b>	<b>\$34,552,097</b>	<b>\$202,814</b>	<b>47.94%</b>



**Measure S Bond Program**  
**Financial Report for September 2022**  
**Budget vs Actuals by School and Budget Category with Vendor Detail**

QSS Data thru 9/30/2022

	Budget	Contracted to Date	Expended to Date	Quarterly Expense Jul '22 - Sep '22	% Expended
<b>Canyon High School</b>					
<b>390-9520 Canyon HS Science Center (DSA 04-117300)</b>					
<b>1. Design Cost</b>					
<b>1.01 Architect</b>					
UNCOMMITTED	\$49,601	\$0	\$0	\$0	
GKKWORKS   CANNON DESIGN	\$3,133,137	\$3,133,137	\$3,106,143	\$53,299	99.14%
LIONAKIS	\$14,058	\$14,058	\$14,058	\$0	100.00%
	<b>\$3,196,796</b>	<b>\$3,147,195</b>	<b>\$3,120,201</b>	<b>\$53,299</b>	<b>97.60%</b>
<b>2. Construction Cost</b>					
<b>2.01 Construction</b>					
UNCOMMITTED	\$500,000	\$0	\$0	\$0	
SWINERTON BUILDERS	\$40,149,255	\$40,149,255	\$39,054,536	\$945,921	97.27%
	<b>\$40,649,255</b>	<b>\$40,149,255</b>	<b>\$39,054,536</b>	<b>\$945,921</b>	<b>96.08%</b>
<b>2.02 OFCI &amp; Other Construction</b>					
UNCOMMITTED	\$1	\$0	\$0	\$0	
ACCO ENGINEERED SYSTEMS INC	\$236,785	\$236,785	\$236,785	\$0	100.00%
AMERICAN REPROGRAPHICS CO LLC	\$1,026	\$1,026	\$0	\$0	0.00%
ANIXTER	\$5,092	\$5,092	\$5,092	\$5,092	100.00%
CDW GOVERNMENT INC	\$82,283	\$82,283	\$82,283	\$0	100.00%
CITY OF ANAHEIM - ELECTRICAL ENGINEERING DIV	\$91,340	\$91,340	\$91,340	\$0	100.00%
DEVELOPMENT GROUP INC	\$100,594	\$100,594	\$95,769	\$1,123	95.20%
FLINN SCIENTIFIC INC	\$9,067	\$9,067	\$9,067	\$0	100.00%
INTER-PACIFIC INC	\$15,007	\$15,007	\$15,007	\$2,138	100.00%
IRVINE PIPE & SUPPLY	\$2,504	\$2,504	\$2,504	\$2,504	100.00%
SIERRA SCHOOL EQUIPMENT COMPANY	\$3,795	\$3,795	\$0	\$0	0.00%
THOMPSON ENGINEERING	\$22,792	\$22,792	\$22,792	\$22,792	100.00%
TURTLE STORAGE dba AMERICAN BICYCLE CO	\$7,597	\$7,597	\$7,597	\$0	100.00%
VERNES PLUMBING	\$9,780	\$9,780	\$0	\$0	0.00%
VWR INTERNATIONAL LLC	\$16,691	\$16,691	\$16,691	\$0	100.00%
WW GRAINGER INC	\$1,039	\$1,039	\$1,039	\$0	100.00%
	<b>\$605,392</b>	<b>\$605,391</b>	<b>\$585,965</b>	<b>\$33,650</b>	<b>96.79%</b>
<b>3. Program and Construction Management</b>					
<b>3.01 Program Management Fees</b>					
UNCOMMITTED	\$0	\$0	\$0	\$0	
CUMMING CONSTRUCTION MGMT INC	\$1,427,755	\$1,427,755	\$1,345,738	\$21,788	94.26%
	<b>\$1,427,755</b>	<b>\$1,427,755</b>	<b>\$1,345,738</b>	<b>\$21,788</b>	<b>94.26%</b>
<b>3.02 Construction Management Fees</b>					
UNCOMMITTED	\$0	\$0	\$0	\$0	



**Measure S Bond Program**  
**Financial Report for September 2022**  
**Budget vs Actuals by School and Budget Category with Vendor Detail**

QSS Data thru 9/30/2022

	Budget	Contracted to Date	Expended to Date	Quarterly Expense Jul '22 - Sep '22	% Expended
CORDOBA CORPORATION	\$87,479	\$87,479	\$87,479	\$0	100.00%
GAFCON INC	\$3,165,144	\$3,165,144	\$2,999,473	\$113,439	94.77%
	<b>\$3,252,623</b>	<b>\$3,252,623</b>	<b>\$3,086,952</b>	<b>\$113,439</b>	<b>94.91%</b>
<b>4. Construction Support Costs</b>					
<b>4.02 Title, Environmental, Stormwater Management</b>					
UNCOMMITTED	\$0	\$0	\$0	\$0	
CHICAGO TITLE COMPANY	\$750	\$750	\$750	\$0	100.00%
CITY OF ANAHEIM	\$2,524	\$2,524	\$2,524	\$0	100.00%
CITY OF ANAHEIM - WATER	\$3,082	\$3,082	\$3,082	\$0	100.00%
COUNTY OF ORANGE - ENVIRONMENTAL HEALTH	\$1,615	\$1,615	\$1,615	\$0	100.00%
ENVIRONMENTAL AUDIT INC	\$21,375	\$21,375	\$21,375	\$0	100.00%
STATE WATER RESOURCES CONTROL BOARD (SWRCB)	\$756	\$756	\$756	\$0	100.00%
	<b>\$30,102</b>	<b>\$30,102</b>	<b>\$30,102</b>	<b>\$0</b>	<b>100.00%</b>
<b>4.03 Commissioning</b>					
UNCOMMITTED	\$9,940	\$0	\$0	\$0	
P2S ENGINEERING INC	\$62,503	\$62,503	\$54,682	\$3,675	87.49%
	<b>\$72,443</b>	<b>\$62,503</b>	<b>\$54,682</b>	<b>\$3,675</b>	<b>75.48%</b>
<b>4.05 DSA Review Fees</b>					
UNCOMMITTED	\$70,456	\$0	\$0	\$0	
DIVISION OF STATE ARCHITECT	\$504,370	\$504,370	\$504,370	\$0	100.00%
	<b>\$574,826</b>	<b>\$504,370</b>	<b>\$504,370</b>	<b>\$0</b>	<b>87.74%</b>
<b>4.06 Postage, Printing &amp; Advertising</b>					
UNCOMMITTED	\$0	\$0	\$0	\$0	
AMERICAN REPROGRAPHICS CO LLC	\$10,950	\$10,950	\$10,950	\$0	100.00%
SOUTHERN CALIFORNIA NEWS GROUP	\$2,605	\$2,605	\$2,605	\$0	100.00%
	<b>\$13,555</b>	<b>\$13,555</b>	<b>\$13,555</b>	<b>\$0</b>	<b>100.00%</b>
<b>4.07 DSA Inspection (IOR)</b>					
UNCOMMITTED	\$63,961	\$0	\$0	\$0	
KNOWLAND CONSTRUCTION SERVICES	\$463,408	\$463,408	\$448,624	\$28,952	96.81%
	<b>\$527,369</b>	<b>\$463,408</b>	<b>\$448,624</b>	<b>\$28,952</b>	<b>85.07%</b>
<b>4.08 DSA Construction Phase Testing (LOR)</b>					
UNCOMMITTED	\$83,148	\$0	\$0	\$0	
AMERICAN ENGINEERING LABORATORIES INC	\$574,806	\$574,806	\$524,019	\$5,885	91.16%
	<b>\$657,954</b>	<b>\$574,806</b>	<b>\$524,019</b>	<b>\$5,885</b>	<b>79.64%</b>
<b>4.09 Relocation</b>					
UNCOMMITTED	\$6,540	\$0	\$0	\$0	
BELTMANN GROUP, INC	\$14,169	\$14,169	\$14,169	\$0	100.00%
NATIONAL CONSTRUCTION RENTALS	\$400	\$400	\$400	\$0	100.00%
REDBIRD FLIGHT SIMULATIONS	\$3,900	\$3,900	\$3,900	\$0	100.00%
ULINE INC	\$1,284	\$1,284	\$1,284	\$0	100.00%



**Measure S Bond Program**  
**Financial Report for September 2022**  
**Budget vs Actuals by School and Budget Category with Vendor Detail**

QSS Data thru 9/30/2022

	Budget	Contracted to Date	Expended to Date	Quarterly Expense Jul '22 - Sep '22	% Expended
	<b>\$26,293</b>	<b>\$19,753</b>	<b>\$19,753</b>	<b>\$0</b>	<b>75.13%</b>
<b>4.11 Preliminary Testing (Hazmat, Topo, Geo, etc)</b>					
UNCOMMITTED	\$0	\$0	\$0	\$0	
C BELOW SUBSURFACE IMAGING (Subsurface Investigation)	\$8,445	\$8,445	\$8,445	\$0	100.00%
CALIFORNIA GEOLOGICAL SURVEY (Geology and Seismology Review)	\$3,600	\$3,600	\$3,600	\$0	100.00%
ENVIRONMENTAL NETWORK CORPORATION	\$30,138	\$30,138	\$27,583	\$7,390	91.52%
HARRINGTON GEOTECHNICAL ENGINEERING INC (Geotechnical Soils Investigation)	\$13,500	\$13,500	\$13,500	\$0	100.00%
PROVENCHER, GEORGE (dba PROVO ENGINEERING)	\$720	\$720	\$720	\$0	100.00%
RMA GROUP (dba SITESCAN)	\$26,103	\$26,103	\$26,103	\$0	100.00%
XICOTENCATL ENRIQUE SALAZAR	\$20,100	\$20,100	\$20,100	\$0	100.00%
	<b>\$102,605</b>	<b>\$102,605</b>	<b>\$100,050</b>	<b>\$7,390</b>	<b>97.51%</b>
<b>4.12 Utility Connection Fees (Local Permits)</b>					
UNCOMMITTED	\$0	\$0	\$0	\$0	
AT&T	\$5,302	\$5,302	\$5,302	\$0	100.00%
CITY OF ANAHEIM - ELECTRICAL ENGINEERING DIV	\$1,831	\$1,831	\$1,831	\$0	100.00%
CROWN CASTLE INTERNATIONAL	\$6,455	\$6,455	\$6,455	\$0	100.00%
SOUTHERN CALIFORNIA GAS CO	\$2,445	\$2,445	\$2,445	\$0	100.00%
	<b>\$16,034</b>	<b>\$16,034</b>	<b>\$16,034</b>	<b>\$0</b>	<b>100.00%</b>
<b>4.13 FF&amp;E (Laboratory Tables and Chairs, other)</b>					
UNCOMMITTED	\$1	\$0	\$0	\$0	
AMS.NET	\$14,485	\$14,485	\$14,485	\$0	100.00%
ARROW RESTAURANT EQUIPMENT	\$11,559	\$11,559	\$11,559	\$0	100.00%
CAROLINA BIOLOGICAL SUPPLY	\$18,896	\$18,896	\$1,869	\$0	9.89%
FISHER SCIENCE EDUCATION	\$36,200	\$36,200	\$36,200	\$0	100.00%
FLINN SCIENTIFIC INC	\$8,028	\$8,028	\$8,028	\$0	100.00%
GORM	\$15,376	\$15,376	\$15,376	\$8,674	100.00%
HILLYARD INC	\$10,616	\$10,616	\$10,616	\$706	100.00%
SIERRA SCHOOL EQUIPMENT COMPANY	\$890,052	\$890,052	\$862,965	\$8,205	96.96%
VWR INTERNATIONAL LLC	\$9,486	\$9,486	\$9,486	\$0	100.00%
VW GRAINGER INC	\$1,881	\$1,881	\$1,881	\$0	100.00%
	<b>\$1,016,579</b>	<b>\$1,016,578</b>	<b>\$972,464</b>	<b>\$17,586</b>	<b>95.66%</b>
<b>4.15 Miscellaneous Fees</b>					
UNCOMMITTED	\$0	\$0	\$0	\$0	
OUSD COST OF INTEREST DISTRIBUTION	\$93,941	\$93,941	\$93,941	\$0	100.00%
	<b>\$93,941</b>	<b>\$93,941</b>	<b>\$93,941</b>	<b>\$0</b>	<b>100.00%</b>
<b>5. Contingency</b>					
<b>5.01 Construction Contingency</b>					
<b>5.02 Project Contingency</b>					
UNCOMMITTED	\$26,221	\$0	\$0	\$0	



**Measure S Bond Program**  
**Financial Report for September 2022**  
**Budget vs Actuals by School and Budget Category with Vendor Detail**

QSS Data thru 9/30/2022

	Budget	Contracted to Date	Expended to Date	Quarterly Expense Jul '22 - Sep '22	% Expended
	\$26,221	\$0	\$0	\$0	0.00%
<b>Total 390-9520 Canyon HS Science Center (DSA 04-117300)</b>	<b>\$52,289,744</b>	<b>\$51,479,874</b>	<b>\$49,970,987</b>	<b>\$1,223,980</b>	<b>95.57%</b>
<b>390-0000 Canyon HS IP Surveillance Camera and Systems</b>					
<b>4. Construction Support Costs</b>					
<b>4.13 FF&amp;E (Laboratory Tables and Chairs, other)</b>					
UNCOMMITTED	\$0	\$0	\$0	\$0	
CDW GOVERNMENT INC	\$29,337	\$29,337	\$29,337	\$0	100.00%
DIGITAL NETWORKS GROUP INC (F/I IP Camera Software)	\$7,093	\$7,093	\$7,093	\$0	100.00%
INTER-PACIFIC INC	\$18,163	\$18,163	\$18,163	\$0	100.00%
	<b>\$54,593</b>	<b>\$54,593</b>	<b>\$54,593</b>	<b>\$0</b>	<b>100.00%</b>
<b>Total 390-0000 Canyon HS IP Surveillance Camera and Systems</b>	<b>\$54,593</b>	<b>\$54,593</b>	<b>\$54,593</b>	<b>\$0</b>	<b>100.00%</b>
<b>390-9520 Canyon HS Interim Kitchen (DSA 04-118418)</b>					
<b>1. Design Cost</b>					
<b>1.01 Architect</b>					
UNCOMMITTED	\$0	\$0	\$0	\$0	
GKKWORKS   CANNON DESIGN	\$119,620	\$119,620	\$119,620	\$0	100%
	<b>\$119,620</b>	<b>\$119,620</b>	<b>\$119,620</b>	<b>\$0</b>	<b>100%</b>
<b>2. Construction Cost</b>					
<b>2.01 Construction</b>					
UNCOMMITTED	\$0	\$0	\$0	\$0	
SWINERTON BUILDERS	\$1,053,557	\$1,053,557	\$1,048,571	\$0	99.53%
	<b>\$1,053,557</b>	<b>\$1,053,557</b>	<b>\$1,048,571</b>	<b>\$0</b>	<b>99.53%</b>
<b>2.02 OFCI and Other Construction</b>					
UNCOMMITTED	\$0	\$0	\$0	\$0	
E.R.E.S. ENTERPRISES INC DBA ECONOMY RESTAURANT EQUIP	\$49,721	\$49,721	\$49,721	\$0	100.00%
THE DICKLER CORPORATION DBA CHEFS TOYS	\$109,449	\$109,449	\$109,449	\$0	100.00%
	<b>\$159,170</b>	<b>\$159,170</b>	<b>\$159,170</b>	<b>\$0</b>	<b>100.00%</b>
<b>4. Construction Support Costs</b>					
<b>4.01 Rental</b>					
UNCOMMITTED	\$0	\$0	\$0	\$0	
ELITE MODULAR LEASING & SALES INC	\$191,995	\$191,995	\$144,929	\$0	75.49%
	<b>\$191,995</b>	<b>\$191,995</b>	<b>\$144,929</b>	<b>\$0</b>	<b>75.49%</b>
<b>4.05 DSA Review Fees</b>					
UNCOMMITTED	\$0	\$0	\$0	\$0	
DIVISION OF STATE ARCHITECT	\$15,812	\$15,812	\$15,812	\$0	100.00%





**Measure S Bond Program**  
**Financial Report for September 2022**  
**Budget vs Actuals by School and Budget Category with Vendor Detail**

QSS Data thru 9/30/2022

	Budget	Contracted to Date	Expended to Date	Quarterly Expense Jul '22 - Sep '22	% Expended
	<b>\$15,812</b>	<b>\$15,812</b>	<b>\$15,812</b>	<b>\$0</b>	<b>100.00%</b>
<b>4.07 DSA Inspection (IOR)</b>					
UNCOMMITTED	\$9,416	\$0	\$0	\$0	
KNOWLAND CONSTRUCTION SERVICES	\$61,688	\$61,688	\$61,688	\$0	100.00%
	<b>\$71,104</b>	<b>\$61,688</b>	<b>\$61,688</b>	<b>\$0</b>	<b>86.76%</b>
<b>4.08 DSA Construction Phase Testing (LOR)</b>					
UNCOMMITTED	\$7,881	\$0	\$0	\$0	
AMERICAN ENGINEERING LABORATORIES INC	\$9,219	\$9,219	\$9,219	\$0	100.00%
	<b>\$17,100</b>	<b>\$9,219</b>	<b>\$9,219</b>	<b>\$0</b>	<b>53.91%</b>
<b>4.11 Preliminary Testing (Hazmat, Topo, Geo, etc)</b>					
UNCOMMITTED	\$0	\$0	\$0	\$0	
ENVIRONMENTAL NETWORK CORPORATION	\$3,910	\$3,910	\$3,910	\$0	100.00%
	<b>\$3,910</b>	<b>\$3,910</b>	<b>\$3,910</b>	<b>\$0</b>	<b>100.00%</b>
<b>Total 390-9520 Canyon HS Interim Kitchen (DSA 04-118418)</b>	<b>\$1,632,269</b>	<b>\$1,614,972</b>	<b>\$1,564,920</b>	<b>\$0</b>	<b>95.87%</b>
<b>390-9520 Canyon HS Phase II (DSA 04-120410)</b>					
<b>1. Design Cost</b>					
<b>1.01 Architect</b>					
UNCOMMITTED	\$86,858	\$0	\$0	\$0	
GKKWORKS   CANNON DESIGN	\$686,493	\$686,493	\$481,101	\$0	70.08%
	<b>\$773,351</b>	<b>\$686,493</b>	<b>\$481,101</b>	<b>\$0</b>	<b>62.21%</b>
<b>2. Construction Cost</b>					
<b>2.01 Construction</b>					
UNCOMMITTED	\$8,856,321	\$0	\$0	\$0	
	<b>\$8,856,321</b>	<b>\$0</b>	<b>\$0</b>	<b>\$0</b>	<b>0.00%</b>
<b>2.02 OFCI and Other Construction</b>					
UNCOMMITTED	\$150,000	\$0	\$0	\$0	
	<b>\$150,000</b>	<b>\$0</b>	<b>\$0</b>	<b>\$0</b>	<b>0.00%</b>
<b>3. Program and Construction Management</b>					
<b>3.01 Program Management Fees</b>					
UNCOMMITTED	\$162,161	\$0	\$0	\$0	
CUMMING CONSTRUCTION MGMT INC	\$254,689	\$254,689	\$67,362	\$14,828	26.45%
	<b>\$416,850</b>	<b>\$254,689</b>	<b>\$67,362</b>	<b>\$14,828</b>	<b>16.16%</b>
<b>3.02 Construction Management Fees</b>					
UNCOMMITTED	\$320,708	\$0	\$0	\$0	
CORDOBA CORPORATION	\$384,243	\$384,243	\$94,405	\$9,037	24.57%
	<b>\$704,952</b>	<b>\$384,243</b>	<b>\$94,405</b>	<b>\$9,037</b>	<b>13.39%</b>



**Measure S Bond Program**  
**Financial Report for September 2022**  
**Budget vs Actuals by School and Budget Category with Vendor Detail**

QSS Data thru 9/30/2022

	Budget	Contracted to Date	Expended to Date	Quarterly Expense Jul '22 - Sep '22	% Expended
<b>4. Construction Support Costs</b>					
<b>4.02 Title, Environmental, Stormwater Management</b>					
UNCOMMITTED	\$17,411	\$0	\$0	\$0	
ENVIRONMENTAL AUDIT INC	\$7,590	\$7,590	\$4,151	\$1,283	54.69%
	<b>\$25,001</b>	<b>\$7,590</b>	<b>\$4,151</b>	<b>\$1,283</b>	<b>16.60%</b>
<b>4.03 Commissioning</b>					
UNCOMMITTED	\$11,521	\$0	\$0	\$0	
P2S ENGINEERING INC	\$18,479	\$18,479	\$3,600	\$0	19.48%
	<b>\$30,000</b>	<b>\$18,479</b>	<b>\$3,600</b>	<b>\$0</b>	<b>12.00%</b>
<b>4.05 DSA Review Fees</b>					
UNCOMMITTED	\$50,000	\$0	\$0	\$0	
DIVISION OF STATE ARCHITECT	\$57,640	\$57,640	\$57,640	\$0	100.00%
	<b>\$107,640</b>	<b>\$57,640</b>	<b>\$57,640</b>	<b>\$0</b>	<b>53.55%</b>
<b>4.06 Postage, Printing &amp; Advertising</b>					
UNCOMMITTED	\$4,500	\$0	\$0	\$0	
AMERICAN REPROGRAPHICS CO LLC	\$12,000	\$12,000	\$0	\$0	0.00%
SOUTHERN CALIFORNIA NEWS GROUP	\$3,500	\$3,500	\$0	\$0	0.00%
	<b>\$20,000</b>	<b>\$15,500</b>	<b>\$0</b>	<b>\$0</b>	<b>0.00%</b>
<b>4.07 DSA Inspection (IOR)</b>					
UNCOMMITTED	\$250,000	\$0	\$0	\$0	
	<b>\$250,000</b>	<b>\$0</b>	<b>\$0</b>	<b>\$0</b>	<b>0.00%</b>
<b>4.08 DSA Construction Phase Testing (LOR)</b>					
UNCOMMITTED	\$250,000	\$0	\$0	\$0	
	<b>\$250,000</b>	<b>\$0</b>	<b>\$0</b>	<b>\$0</b>	<b>0.00%</b>
<b>4.09 Relocation</b>					
UNCOMMITTED	\$33,750	\$0	\$0	\$0	
ULINE INC	\$1,250	\$1,250	\$0	\$0	0.00%
	<b>\$35,000</b>	<b>\$1,250</b>	<b>\$0</b>	<b>\$0</b>	<b>0.00%</b>
<b>4.11 Preliminary Testing (Hazmat, Topo, Geo, etc)</b>					
UNCOMMITTED	\$5,000	\$0	\$0	\$0	
ENVIRONMENTAL NETWORK CORPORATION	\$19,515	\$19,515	\$12,220	\$0	62.62%
XICOTENCATL ENRIQUE SALAZAR	\$3,825	\$3,825	\$3,825	\$0	100.00%
	<b>\$28,340</b>	<b>\$23,340</b>	<b>\$16,045</b>	<b>\$0</b>	<b>56.62%</b>
<b>4.13 FF&amp;E (Laboratory Tables and Chairs, other)</b>					
UNCOMMITTED	\$200,000	\$0	\$0	\$0	
	<b>\$200,000</b>	<b>\$0</b>	<b>\$0</b>	<b>\$0</b>	<b>0.00%</b>
<b>4.15 Miscellaneous Fees</b>					
UNCOMMITTED	\$94,789	\$0	\$0	\$0	
OUSD COST OF INTEREST DISTRIBUTION	\$211	\$211	\$211	\$211	100.00%
	<b>\$95,000</b>	<b>\$211</b>	<b>\$211</b>	<b>\$211</b>	<b>0.22%</b>



**Measure S Bond Program**  
**Financial Report for September 2022**  
**Budget vs Actuals by School and Budget Category with Vendor Detail**

QSS Data thru 9/30/2022

	Budget	Contracted to Date	Expended to Date	Quarterly Expense Jul '22 - Sep '22	% Expended
<b>5. Contingency</b>					
<b>5.01 Construction Contingency</b>					
UNCOMMITTED	\$885,632	\$0	\$0	\$0	
	<b>\$885,632</b>	<b>\$0</b>	<b>\$0</b>	<b>\$0</b>	<b>0.00%</b>
<b>5.02 Project Contingency</b>					
UNCOMMITTED	\$8,419,892	\$0	\$0	\$0	
	<b>\$8,419,892</b>	<b>\$0</b>	<b>\$0</b>	<b>\$0</b>	<b>0.00%</b>
<b>Total 390-9520 Canyon HS Phase II (DSA 04-120410)</b>	<b>\$21,247,978</b>	<b>\$1,449,435</b>	<b>\$724,514</b>	<b>\$25,148</b>	<b>3.41%</b>
<b>Canyon High School</b>	<b>\$75,224,583</b>	<b>\$54,598,873</b>	<b>\$52,315,013</b>	<b>\$1,249,128</b>	<b>69.55%</b>
<b>El Modena High School</b>					
<b>391-0000 El Modena HS IP Surveillance Camera and Systems</b>					
<b>4. Construction Support Costs</b>					
<b>4.13 FF&amp;E (Laboratory Tables and Chairs, other)</b>					
UNCOMMITTED	\$0	\$0	\$0	\$0	
CDW GOVERNMENT INC	\$39,388	\$39,388	\$39,388	\$0	100.00%
DIGITAL NETWORKS GROUP INC (F/I IP Camera Software)	\$11,719	\$11,719	\$11,719	\$0	100.00%
INTER-PACIFIC INC	\$30,073	\$30,073	\$30,073	\$0	100.00%
	<b>\$81,179</b>	<b>\$81,179</b>	<b>\$81,179</b>	<b>\$0</b>	<b>100.00%</b>
<b>Total 391-0000 El Modena HS IP Surveillance Camera and Systems</b>	<b>\$81,179</b>	<b>\$81,179</b>	<b>\$81,179</b>	<b>\$0</b>	<b>100.00%</b>
<b>391-9520 El Modena HS Science Center (DSA 04-117098)</b>					
<b>1. Design Cost</b>					
<b>1.01 Architect</b>					
UNCOMMITTED	\$9,143	\$0	\$0	\$0	
HARLEY ELLIS DEVEREAUX	\$1,968,018	\$1,968,018	\$1,944,450	\$0	98.80%
LIONAKIS	\$14,059	\$14,059	\$14,059	\$0	100.00%
	<b>\$1,991,220</b>	<b>\$1,982,077</b>	<b>\$1,958,509</b>	<b>\$0</b>	<b>98.36%</b>
<b>2. Construction Cost</b>					
<b>2.01 Construction</b>					
UNCOMMITTED	\$135,321	\$0	\$0	\$0	
ANGELES CONTRACTOR, INC	\$27,089,450	\$27,089,450	\$25,755,046	\$0	95.07%
	<b>\$27,224,772</b>	<b>\$27,089,450</b>	<b>\$25,755,046</b>	<b>\$0</b>	<b>94.60%</b>
<b>2.02 OFCI and Other Construction</b>					
UNCOMMITTED	\$1,026	\$0	\$0	\$0	
ACCO ENGINEERED SYSTEMS INC	\$355,544	\$355,544	\$355,544	\$0	100.00%
AMERICAN REPROGRAPHICS CO LLC	\$0	\$0	\$0	\$0	



**Measure S Bond Program**  
**Financial Report for September 2022**  
**Budget vs Actuals by School and Budget Category with Vendor Detail**

QSS Data thru 9/30/2022

	Budget	Contracted to Date	Expended to Date	Quarterly Expense Jul '22 - Sep '22	% Expended
ANIXTER	\$5,092	\$5,092	\$5,092	\$5,092	100.00%
ARROW RESTAURANT EQUIPMENT	\$14,213	\$14,213	\$14,213	\$0	100.00%
CAROLINA BIOLOGICAL SUPPLY	\$25,611	\$25,611	\$25,611	\$5,559	100.00%
DEVELOPMENT GROUP INC	\$54,520	\$54,520	\$54,520	\$0	100.00%
FAIR PLAY SCOREBOARDS	\$17,694	\$17,694	\$17,694	\$0	100.00%
FISHER SCIENCE EDUCATION	\$25,951	\$25,951	\$25,951	\$0	100.00%
FLINN SCIENTIFIC INC	\$12,970	\$12,970	\$12,970	\$0	100.00%
GIANNELLI ELECTRIC INC	\$19,380	\$19,380	\$0	\$0	0.00%
PROFESSIONAL TURF SPECIALTIES	\$23,460	\$23,460	\$23,460	\$0	100.00%
WW GRAINGER INC	\$4,081	\$4,081	\$4,081	\$0	100.00%
	<b>\$559,544</b>	<b>\$558,518</b>	<b>\$539,138</b>	<b>\$10,651</b>	<b>96.35%</b>

**3. Program and Construction Management**

**3.01 Program Management Fees**

UNCOMMITTED	\$1	\$0	\$0	\$0	
CUMMING CONSTRUCTION MGMT INC	\$1,530,706	\$1,530,706	\$1,487,510	\$96,100	97.18%
	<b>\$1,530,706</b>	<b>\$1,530,706</b>	<b>\$1,487,510</b>	<b>\$96,100</b>	<b>97.18%</b>

**3.02 Construction Management Fees**

UNCOMMITTED	\$0	\$0	\$0	\$0	
ARCADIS U.S. INC	\$2,251,362	\$2,251,362	\$2,251,362	\$0	100.00%
CORDOBA CORPORATION	\$90,336	\$90,336	\$90,336	\$0	100.00%
	<b>\$2,341,698</b>	<b>\$2,341,698</b>	<b>\$2,341,698</b>	<b>\$0</b>	<b>100.00%</b>

**4. Construction Support Costs**

**4.02 Title, Environmental, Stormwater Management**

UNCOMMITTED	\$0	\$0	\$0	\$0	
CHICAGO TITLE COMPANY	\$1,500	\$1,500	\$1,500	\$0	100.00%
CITY OF ORANGE (PUBLIC WORKS)	\$71	\$71	\$71	\$0	100.00%
CITY OF ORANGE (WATER DIVISION)	\$10,942	\$10,942	\$10,942	\$0	100.00%
ENVIRONMENTAL AUDIT INC	\$8,548	\$8,548	\$8,548	\$0	100.00%
OUSD COST OF INTEREST DISTRIBUTION	\$0	\$0	\$0	\$0	
	<b>\$21,060</b>	<b>\$21,060</b>	<b>\$21,060</b>	<b>\$0</b>	<b>100.00%</b>

**4.03 Commissioning**

UNCOMMITTED	\$0	\$0	\$0	\$0	
P2S ENGINEERING INC	\$30,459	\$30,459	\$29,169	\$0	95.76%
	<b>\$30,460</b>	<b>\$30,459</b>	<b>\$29,169</b>	<b>\$0</b>	<b>95.76%</b>

**4.05 DSA Review Fees**

UNCOMMITTED	\$39,946	\$0	\$0	\$0	
DIVISION OF STATE ARCHITECT	\$306,338	\$306,338	\$306,338	\$0	100.00%
	<b>\$346,284</b>	<b>\$306,338</b>	<b>\$306,338</b>	<b>\$0</b>	<b>88.46%</b>

**4.06 Postage, Printing & Advertising**



**Measure S Bond Program**  
**Financial Report for September 2022**  
**Budget vs Actuals by School and Budget Category with Vendor Detail**

QSS Data thru 9/30/2022

	Budget	Contracted to Date	Expended to Date	Quarterly Expense Jul '22 - Sep '22	% Expended
UNCOMMITTED	\$0	\$0	\$0	\$0	
AMERICAN REPROGRAPHICS CO LLC	\$19,155	\$19,155	\$19,155	\$0	100.00%
SOUTHERN CALIFORNIA NEWS GROUP	\$2,024	\$2,024	\$2,024	\$0	100.00%
	<b>\$21,179</b>	<b>\$21,179</b>	<b>\$21,179</b>	<b>\$0</b>	<b>100.00%</b>
<b>4.07 DSA Inspection (IOR)</b>					
UNCOMMITTED	\$22,561	\$0	\$0	\$0	
BPI INSPECTION SERVICE	\$339,474	\$339,474	\$320,224	\$0	94.33%
	<b>\$362,035</b>	<b>\$339,474</b>	<b>\$320,224</b>	<b>\$0</b>	<b>88.45%</b>
<b>4.08 DSA Construction Phase Testing (LOR)</b>					
UNCOMMITTED	\$0	\$0	\$0	\$0	
KOURY ENGINEERING & TESTING INC (Geotechnical Engineering)	\$627,718	\$627,718	\$619,825	\$0	98.74%
	<b>\$627,718</b>	<b>\$627,718</b>	<b>\$619,825</b>	<b>\$0</b>	<b>98.74%</b>
<b>4.09 Relocation</b>					
UNCOMMITTED	\$0	\$0	\$0	\$0	
BELTMANN GROUP, INC	\$5,130	\$5,130	\$5,129	\$0	99.98%
ULINE INC	\$1,586	\$1,586	\$1,586	\$0	100.00%
	<b>\$6,715</b>	<b>\$6,715</b>	<b>\$6,715</b>	<b>\$0</b>	<b>99.99%</b>
<b>4.11 Preliminary Testing (Hazmat, Topo, Geo, etc)</b>					
UNCOMMITTED	\$0	\$0	\$0	\$0	
ALLEGIAN FIRE PROTECTION INC	\$525	\$525	\$525	\$0	100.00%
CALIFORNIA GEOLOGICAL SURVEY (Geology and Seismology Review)	\$3,600	\$3,600	\$3,600	\$0	100.00%
ENVIRONMENTAL NETWORK CORPORATION	\$14,132	\$14,132	\$14,132	\$0	100.00%
HARLEY ELLIS DEVEREAUX	\$14,908	\$14,908	\$14,908	\$0	100.00%
NINYO & MOORE	\$29,771	\$29,771	\$29,771	\$0	100.00%
PCA ARBORISTS & CONSULTANTS INC	\$1,569	\$1,569	\$1,569	\$0	100.00%
THE CONVERSE PROFESSIONAL GROUP (Soils Investigation)	\$30,640	\$30,640	\$30,640	\$0	100.00%
	<b>\$95,145</b>	<b>\$95,145</b>	<b>\$95,145</b>	<b>\$0</b>	<b>100.00%</b>
<b>4.12 Utility Connection Fees (Local Permits)</b>					
UNCOMMITTED	\$0	\$0	\$0	\$0	
DIVISION OF STATE ARCHITECT	\$0	\$0	\$0	\$0	
SOUTHERN CALIFORNIA EDISON	\$3,665	\$3,665	\$3,665	\$0	100.00%
STATE WATER RESOURCES CONTROL BOARD (SWRCB)	\$1,593	\$1,593	\$1,593	\$0	100.00%
	<b>\$5,258</b>	<b>\$5,258</b>	<b>\$5,258</b>	<b>\$0</b>	<b>100.00%</b>
<b>4.13 FF&amp;E (Laboratory Tables and Chairs, other)</b>					
UNCOMMITTED	\$0	\$0	\$0	\$0	
AMS.NET	\$3,754	\$3,754	\$3,754	\$0	100.00%
CDW GOVERNMENT INC	\$64,325	\$64,325	\$64,325	\$0	100.00%
FISHER SCIENCE EDUCATION	\$5,827	\$5,827	\$5,827	\$0	100.00%
FLINN SCIENTIFIC INC	\$2,081	\$2,081	\$2,081	\$0	100.00%
GORM	\$10,695	\$10,695	\$10,695	\$4,519	100.00%



**Measure S Bond Program**  
**Financial Report for September 2022**  
**Budget vs Actuals by School and Budget Category with Vendor Detail**

QSS Data thru 9/30/2022

	Budget	Contracted to Date	Expended to Date	Quarterly Expense Jul '22 - Sep '22	% Expended
HILLYARD INC	\$9,910	\$9,910	\$9,910	\$9,910	100.00%
INTER-PACIFIC INC	\$9,256	\$9,256	\$9,256	\$0	100.00%
SIERRA SCHOOL EQUIPMENT COMPANY	\$519,971	\$519,971	\$516,146	\$3,450	99.26%
TURTLE STORAGE dba AMERICAN BICYCLE CO	\$6,314	\$6,314	\$6,314	\$0	100.00%
VWR INTERNATIONAL LLC	\$47,922	\$47,922	\$47,922	\$0	100.00%
	<b>\$680,054</b>	<b>\$680,054</b>	<b>\$676,229</b>	<b>\$17,879</b>	<b>99.44%</b>
<b>4.15 Miscellaneous Fees</b>					
UNCOMMITTED	\$0	\$0	\$0	\$0	
OUSD COST OF INTEREST DISTRIBUTION	\$55,233	\$55,233	\$55,233	\$32,683	100.00%
	<b>\$55,233</b>	<b>\$55,233</b>	<b>\$55,233</b>	<b>\$32,683</b>	<b>100.00%</b>
<b>Total 391-9520 El Modena HS Science Center (DSA 04-117098)</b>	<b>\$35,899,082</b>	<b>\$35,691,084</b>	<b>\$34,238,277</b>	<b>\$173,531</b>	<b>95.37%</b>
<b>391-9520 El Modena HS Phase II (DSA 04-120032)</b>					
<b>1. Design Cost</b>					
<b>1.01 Architect</b>					
UNCOMMITTED	\$222,382	\$0	\$0	\$0	
HARLEY ELLIS DEVEREAUX	\$1,918,220	\$1,918,220	\$1,371,622	\$8,081	71.50%
	<b>\$2,140,602</b>	<b>\$1,918,220</b>	<b>\$1,371,622</b>	<b>\$8,081</b>	<b>64.08%</b>
<b>2. Construction Cost</b>					
<b>2.01 Construction</b>					
UNCOMMITTED	\$26,037,471	\$0	\$0	\$0	
	<b>\$26,037,471</b>	<b>\$0</b>	<b>\$0</b>	<b>\$0</b>	<b>0.00%</b>
<b>2.02 OFCI and Other Construction</b>					
UNCOMMITTED	\$250,000	\$0	\$0	\$0	
	<b>\$250,000</b>	<b>\$0</b>	<b>\$0</b>	<b>\$0</b>	<b>0.00%</b>
<b>3. Program and Construction Management</b>					
<b>3.01 Program Management Fees</b>					
UNCOMMITTED	\$457,440	\$0	\$0	\$0	
CUMMING CONSTRUCTION MGMT INC	\$320,680	\$320,680	\$134,104	\$29,904	41.82%
	<b>\$778,120</b>	<b>\$320,680</b>	<b>\$134,104</b>	<b>\$29,904</b>	<b>17.23%</b>
<b>3.02 Construction Management Fees</b>					
UNCOMMITTED	\$589,695	\$0	\$0	\$0	
CORDOBA CORPORATION	\$503,894	\$503,894	\$146,944	\$48,231	29.16%
	<b>\$1,093,589</b>	<b>\$503,894</b>	<b>\$146,944</b>	<b>\$48,231</b>	<b>13.44%</b>
<b>4. Construction Support Costs</b>					
<b>4.01 Rental</b>					
UNCOMMITTED	\$250,000	\$0	\$0	\$0	





**Measure S Bond Program**  
**Financial Report for September 2022**  
**Budget vs Actuals by School and Budget Category with Vendor Detail**

QSS Data thru 9/30/2022

	Budget	Contracted to Date	Expended to Date	Quarterly Expense Jul '22 - Sep '22	% Expended
	<b>\$250,000</b>	<b>\$0</b>	<b>\$0</b>	<b>\$0</b>	<b>0.00%</b>
<b>4.02 Title, Environmental, Stormwater Management</b>					
UNCOMMITTED	\$52,410	\$0	\$0	\$0	
ENVIRONMENTAL AUDIT INC	\$7,590	\$7,590	\$3,178	\$451	41.87%
	<b>\$60,000</b>	<b>\$7,590</b>	<b>\$3,178</b>	<b>\$451</b>	<b>5.30%</b>
<b>4.03 Commissioning</b>					
UNCOMMITTED	\$7,060	\$0	\$0	\$0	
P2S ENGINEERING INC	\$52,940	\$52,940	\$11,100	\$0	20.97%
	<b>\$60,000</b>	<b>\$52,940</b>	<b>\$11,100</b>	<b>\$0</b>	<b>18.50%</b>
<b>4.05 DSA Review Fees</b>					
UNCOMMITTED	\$137,250	\$0	\$0	\$0	
DIVISION OF STATE ARCHITECT	\$212,750	\$212,750	\$212,750	\$0	100.00%
	<b>\$350,000</b>	<b>\$212,750</b>	<b>\$212,750</b>	<b>\$0</b>	<b>60.79%</b>
<b>4.06 Postage, Printing &amp; Advertising</b>					
UNCOMMITTED	\$4,500	\$0	\$0	\$0	
AMERICAN REPROGRAPHICS CO LLC	\$12,000	\$12,000	\$0	\$0	0.00%
SOUTHERN CALIFORNIA NEWS GROUP	\$3,500	\$3,500	\$0	\$0	0.00%
	<b>\$20,000</b>	<b>\$15,500</b>	<b>\$0</b>	<b>\$0</b>	<b>0.00%</b>
<b>4.07 DSA Inspection (IOR)</b>					
UNCOMMITTED	\$662,530	\$0	\$0	\$0	
	<b>\$662,530</b>	<b>\$0</b>	<b>\$0</b>	<b>\$0</b>	<b>0.00%</b>
<b>4.08 DSA Construction Phase Testing (LOR)</b>					
UNCOMMITTED	\$662,530	\$0	\$0	\$0	
	<b>\$662,530</b>	<b>\$0</b>	<b>\$0</b>	<b>\$0</b>	<b>0.00%</b>
<b>4.09 Relocation</b>					
UNCOMMITTED	\$18,750	\$0	\$0	\$0	
BELTMANN GROUP, INC	\$0	\$0	\$0	\$0	
ULINE INC	\$1,250	\$1,250	\$0	\$0	0.00%
	<b>\$20,000</b>	<b>\$1,250</b>	<b>\$0</b>	<b>\$0</b>	<b>0.00%</b>
<b>4.11 Preliminary Testing (Hazmat, Topo, Geo, etc)</b>					
UNCOMMITTED	\$15,611	\$0	\$0	\$0	
ARMSTRONG & BROOKS CONSULTING ENG	\$4,940	\$4,940	\$4,940	\$0	100.00%
GROUP DELTA CONSULTANTS INC	\$17,100	\$17,100	\$10,004	\$0	58.50%
KOURY ENGINEERING & TESTING INC (Geotechnical Engineering)	\$22,350	\$22,350	\$22,350	\$0	100.00%
	<b>\$60,001</b>	<b>\$44,390</b>	<b>\$37,294</b>	<b>\$0</b>	<b>62.16%</b>
<b>4.12 Utility Connection Fees (Local Permits)</b>					
UNCOMMITTED	\$32,100	\$0	\$0	\$0	
	<b>\$32,100</b>	<b>\$0</b>	<b>\$0</b>	<b>\$0</b>	<b>0.00%</b>
<b>4.13 FF&amp;E (Laboratory Tables and Chairs, other)</b>					
UNCOMMITTED	\$600,000	\$0	\$0	\$0	



**Measure S Bond Program**  
**Financial Report for September 2022**  
**Budget vs Actuals by School and Budget Category with Vendor Detail**

QSS Data thru 9/30/2022

	Budget	Contracted to Date	Expended to Date	Quarterly Expense Jul '22 - Sep '22	% Expended
<b>4.15 Miscellaneous Fees</b>	<b>\$600,000</b>	<b>\$0</b>	<b>\$0</b>	<b>\$0</b>	<b>0.00%</b>
UNCOMMITTED	\$84,409	\$0	\$0	\$0	
OUSD COST OF INTEREST DISTRIBUTION	\$591	\$591	\$591	\$591	100.00%
	<b>\$85,000</b>	<b>\$591</b>	<b>\$591</b>	<b>\$591</b>	<b>0.70%</b>
<b>5. Contingency</b>					
<b>5.01 Construction Contingency</b>					
UNCOMMITTED	\$2,893,052	\$0	\$0	\$0	
	<b>\$2,893,052</b>	<b>\$0</b>	<b>\$0</b>	<b>\$0</b>	<b>0.00%</b>
<b>5.02 Project Contingency</b>					
UNCOMMITTED	\$400,000	\$0	\$0	\$0	
	<b>\$400,000</b>	<b>\$0</b>	<b>\$0</b>	<b>\$0</b>	<b>0.00%</b>
<b>Total 391-9520 El Modena HS Phase II (DSA 04-120032)</b>	<b>\$36,454,996</b>	<b>\$3,077,805</b>	<b>\$1,917,584</b>	<b>\$86,667</b>	<b>5.26%</b>
<b>391-9520 El Modena HS Quad Shade Structures (DSA 04-119124)</b>					
<b>1. Design Cost</b>					
<b>1.01 Architect</b>					
UNCOMMITTED	\$0	\$0	\$0	\$0	
HARLEY ELLIS DEVEREAUX	\$79,340	\$79,340	\$0	\$0	0.00%
	<b>\$79,340</b>	<b>\$79,340</b>	<b>\$0</b>	<b>\$0</b>	<b>0.00%</b>
<b>4. Construction Support Costs</b>					
<b>4.05 DSA Review Fees</b>					
UNCOMMITTED	\$0	\$0	\$0	\$0	
DIVISION OF STATE ARCHITECT	\$9,650	\$9,650	\$9,650	\$0	100.00%
	<b>\$9,650</b>	<b>\$9,650</b>	<b>\$9,650</b>	<b>\$0</b>	<b>100.00%</b>
<b>4.06 Postage, Printing &amp; Advertising</b>					
UNCOMMITTED	\$0	\$0	\$0	\$0	
AMERICAN REPROGRAPHICS CO LLC	\$86	\$86	\$86	\$0	100.00%
	<b>\$86</b>	<b>\$86</b>	<b>\$86</b>	<b>\$0</b>	<b>100.00%</b>
<b>Total 391-9520 El Modena HS Quad Shade Structures (DSA 04-119124)</b>	<b>\$89,076</b>	<b>\$89,076</b>	<b>\$9,736</b>	<b>\$0</b>	<b>10.93%</b>
<b>El Modena High School</b>	<b>\$72,524,333</b>	<b>\$38,939,144</b>	<b>\$36,246,776</b>	<b>\$260,198</b>	<b>49.98%</b>
<b>Orange High School</b>					
<b>392-0000 Orange HS IP Surveillance Camera and Systems</b>					
<b>4. Construction Support Costs</b>					
<b>4.13 FF&amp;E (Laboratory Tables and Chairs, other)</b>					



**Measure S Bond Program**  
**Financial Report for September 2022**  
**Budget vs Actuals by School and Budget Category with Vendor Detail**

QSS Data thru 9/30/2022

	Budget	Contracted to Date	Expended to Date	Quarterly Expense Jul '22 - Sep '22	% Expended
UNCOMMITTED	\$0	\$0	\$0	\$0	
CDW GOVERNMENT INC	\$53,662	\$53,662	\$53,662	\$0	100.00%
DIGITAL NETWORKS GROUP INC (F/I IP Camera Software)	\$13,569	\$13,569	\$13,569	\$0	100.00%
INTER-PACIFIC INC	\$34,837	\$34,837	\$34,837	\$0	100.00%
	<b>\$102,068</b>	<b>\$102,068</b>	<b>\$102,068</b>	<b>\$0</b>	<b>100.00%</b>
<b>Total 392-0000 Orange HS IP Surveillance Camera and Systems</b>	<b>\$102,068</b>	<b>\$102,068</b>	<b>\$102,068</b>	<b>\$0</b>	<b>100.00%</b>
<b>392-9520 Orange HS Science Bldg (DSA 04-116859)</b>					
<b>1. Design Cost</b>					
<b>1.01 Architect</b>					
UNCOMMITTED	\$0	\$0	\$0	\$0	
LIONAKIS	\$1,823,594	\$1,823,594	\$1,823,594	\$0	100.00%
	<b>\$1,823,594</b>	<b>\$1,823,594</b>	<b>\$1,823,594</b>	<b>\$0</b>	<b>100.00%</b>
<b>2. Construction Cost</b>					
<b>2.01 Construction</b>					
UNCOMMITTED	\$0	\$0	\$0	\$0	
GIANNELLI ELECTRIC INC	\$14,878	\$14,878	\$14,878	\$0	100.00%
INTEGRATED DEMOLITION AND REMEDIATION (Abatement and Demolition)	\$44,800	\$44,800	\$44,800	\$0	100.00%
J & A FENCE (Custodial Storage Fencing)	\$0	\$0	\$0	\$0	
KYA SERVICES LLC (Install Carpet)	\$0	\$0	\$0	\$0	
OLESH, KEITH (Termite Services)	\$0	\$0	\$0	\$0	
PINNER CONSTRUCTION	\$27,190,987	\$27,190,987	\$27,190,987	\$0	100.00%
SOUTHERN CALIFORNIA NEWS GROUP	\$0	\$0	\$0	\$0	
TIME & ALARM SYSTEMS	\$3,100	\$3,100	\$3,100	\$0	100.00%
UNIVERSAL ASPHALT CO (Remove and Patch Asphalt)	\$6,830	\$6,830	\$6,830	\$0	100.00%
	<b>\$27,260,595</b>	<b>\$27,260,595</b>	<b>\$27,260,595</b>	<b>\$0</b>	<b>100.00%</b>
<b>2.02 OFCI and Other Construction</b>					
UNCOMMITTED	\$0	\$0	\$0	\$0	
ACCO ENGINEERED SYSTEMS INC	\$62,883	\$62,883	\$62,883	\$0	100.00%
AMERICAN REPROGRAPHICS CO LLC	\$8,736	\$8,736	\$7,710	\$0	88.26%
ARROW RESTAURANT EQUIPMENT	\$13,432	\$13,432	\$13,432	\$0	100.00%
BLUE RIBBON TROPHY	\$1,067	\$1,067	\$1,067	\$0	100.00%
CAROLINA BIOLOGICAL SUPPLY	\$5,362	\$5,362	\$5,362	\$0	100.00%
CITY OF ORANGE (PUBLIC WORKS)	\$2,000	\$2,000	\$2,000	\$0	100.00%
DAHLBERG, KENT & AMY dba NEW DIMENSION	\$63,655	\$63,655	\$8,366	\$8,366	13.14%
DEVELOPMENT GROUP INC	\$37,866	\$37,866	\$37,866	\$0	100.00%
FISHER SCIENCE EDUCATION	\$24,863	\$24,863	\$24,863	\$0	100.00%
FLINN SCIENTIFIC INC	\$10,263	\$10,263	\$10,263	\$0	100.00%



**Measure S Bond Program**  
**Financial Report for September 2022**  
**Budget vs Actuals by School and Budget Category with Vendor Detail**

QSS Data thru 9/30/2022

	Budget	Contracted to Date	Expended to Date	Quarterly Expense Jul '22 - Sep '22	% Expended
GIANNELLI ELECTRIC INC	\$24,684	\$24,684	\$24,684	\$0	100.00%
GRUETT TREE CO INC (Removal of Trees)	\$7,625	\$7,625	\$7,625	\$0	100.00%
INTER-PACIFIC INC	\$6,585	\$6,585	\$6,585	\$6,585	100.00%
J & A FENCE (Custodial Storage Fencing)	\$6,885	\$6,885	\$6,885	\$0	100.00%
KYA SERVICES LLC (Install Carpet)	\$0	\$0	\$0	\$0	
OLESH, KEITH (Termite Services)	\$1,500	\$1,500	\$1,500	\$0	100.00%
SOUTHERN CALIFORNIA NEWS GROUP	\$0	\$0	\$0	\$0	
TRIMARK RAYGAL LLC	\$0	\$0	\$0	\$0	
VORTEX INDUSTRIES, INC.	\$6,804	\$6,804	\$6,804	\$0	100.00%
WW GRAINGER INC	\$2,292	\$2,292	\$2,292	\$0	100.00%
	<b>\$286,501</b>	<b>\$286,501</b>	<b>\$230,186</b>	<b>\$14,951</b>	<b>80.34%</b>
<b>3. Program and Construction Management</b>					
<b>3.01 Program Management Fees</b>					
UNCOMMITTED	\$0	\$0	\$0	\$0	
CUMMING CONSTRUCTION MGMT INC	\$979,395	\$979,395	\$979,395	\$0	100.00%
	<b>\$979,395</b>	<b>\$979,395</b>	<b>\$979,395</b>	<b>\$0</b>	<b>100.00%</b>
<b>3.02 Construction Management Fees</b>					
UNCOMMITTED	\$0	\$0	\$0	\$0	
BALFOUR BEATTY CONSTRUCTION	\$1,755,159	\$1,755,159	\$1,755,159	\$0	100.00%
CORDOBA CORPORATION	\$86,434	\$86,434	\$86,434	\$0	100.00%
	<b>\$1,841,593</b>	<b>\$1,841,593</b>	<b>\$1,841,593</b>	<b>\$0</b>	<b>100.00%</b>
<b>4. Construction Support Costs</b>					
<b>4.02 Title, Environmental, Stormwater Management</b>					
UNCOMMITTED	\$0	\$0	\$0	\$0	
CHICAGO TITLE COMPANY	\$1,500	\$1,500	\$1,500	\$0	100.00%
PLACEWORKS INC	\$52,231	\$52,231	\$52,231	\$0	100.00%
STATE WATER RESOURCES CONTROL BOARD (SWRCB)	\$726	\$726	\$726	\$0	100.00%
	<b>\$54,457</b>	<b>\$54,457</b>	<b>\$54,457</b>	<b>\$0</b>	<b>100.00%</b>
<b>4.03 Commissioning</b>					
UNCOMMITTED	\$0	\$0	\$0	\$0	
P2S ENGINEERING INC	\$30,663	\$30,663	\$30,663	\$0	100.00%
	<b>\$30,663</b>	<b>\$30,663</b>	<b>\$30,663</b>	<b>\$0</b>	<b>100.00%</b>
<b>4.05 DSA Review Fees</b>					
UNCOMMITTED	\$0	\$0	\$0	\$0	
DIVISION OF STATE ARCHITECT	\$342,871	\$342,871	\$342,871	\$0	100.00%
OUSD REVOLVING CASH	\$500	\$500	\$500	\$0	100.00%
	<b>\$343,371</b>	<b>\$343,371</b>	<b>\$343,371</b>	<b>\$0</b>	<b>100.00%</b>
<b>4.06 Postage, Printing &amp; Advertising</b>					
UNCOMMITTED	\$0	\$0	\$0	\$0	



**Measure S Bond Program**  
**Financial Report for September 2022**  
**Budget vs Actuals by School and Budget Category with Vendor Detail**

QSS Data thru 9/30/2022

	Budget	Contracted to Date	Expended to Date	Quarterly Expense Jul '22 - Sep '22	% Expended
AMERICAN REPROGRAPHICS CO LLC	\$8,734	\$8,734	\$8,734	\$0	100.00%
SOUTHERN CALIFORNIA NEWS GROUP	\$8,518	\$8,518	\$8,518	\$0	100.00%
	<b>\$17,252</b>	<b>\$17,252</b>	<b>\$17,252</b>	<b>\$0</b>	<b>100.00%</b>
<b>4.07 DSA Inspection (IOR)</b>					
UNCOMMITTED	\$0	\$0	\$0	\$0	
KNOWLAND CONSTRUCTION SERVICES	\$286,404	\$286,404	\$286,404	\$0	100.00%
	<b>\$286,404</b>	<b>\$286,404</b>	<b>\$286,404</b>	<b>\$0</b>	<b>100.00%</b>
<b>4.08 DSA Construction Phase Testing (LOR)</b>					
UNCOMMITTED	\$0	\$0	\$0	\$0	
NINYO & MOORE	\$227,848	\$227,848	\$227,848	\$0	100.00%
	<b>\$227,848</b>	<b>\$227,848</b>	<b>\$227,848</b>	<b>\$0</b>	<b>100.00%</b>
<b>4.09 Relocation</b>					
UNCOMMITTED	\$0	\$0	\$0	\$0	
BELTMANN GROUP, INC	\$4,876	\$4,876	\$4,876	\$0	100.00%
ULINE INC	\$3,065	\$3,065	\$3,065	\$0	100.00%
	<b>\$7,941</b>	<b>\$7,941</b>	<b>\$7,941</b>	<b>\$0</b>	<b>100.00%</b>
<b>4.11 Preliminary Testing (Hazmat, Topo, Geo, etc)</b>					
UNCOMMITTED	\$0	\$0	\$0	\$0	
CALIFORNIA GEOLOGICAL SURVEY (Geology and Seismology Review)	\$3,600	\$3,600	\$3,600	\$0	100.00%
ENVIRONMENTAL NETWORK CORPORATION	\$2,590	\$2,590	\$2,590	\$0	100.00%
KOURY ENGINEERING & TESTING INC (Geotechnical Engineering)	\$13,300	\$13,300	\$13,300	\$0	100.00%
PENCO ENGINEERING INC (Topographical Survey Services)	\$41,070	\$41,070	\$41,070	\$0	100.00%
RMA GROUP (dba SITESCAN)	\$49,533	\$49,533	\$49,533	\$0	100.00%
	<b>\$110,093</b>	<b>\$110,093</b>	<b>\$110,093</b>	<b>\$0</b>	<b>100.00%</b>
<b>4.12 Utility Connection Fees (Local Permits)</b>					
UNCOMMITTED	\$0	\$0	\$0	\$0	
CITY OF ORANGE (PUBLIC WORKS)	\$2,500	\$2,500	\$2,500	\$0	100.00%
SOUTHERN CALIFORNIA EDISON	\$6,912	\$6,912	\$6,912	\$0	100.00%
SOUTHERN CALIFORNIA GAS CO	\$2,124	\$2,124	\$2,124	\$0	100.00%
STATE WATER RESOURCES CONTROL BOARD (SWRCB)	\$553	\$553	\$553	\$0	100.00%
	<b>\$12,089</b>	<b>\$12,089</b>	<b>\$12,089</b>	<b>\$0</b>	<b>100.00%</b>
<b>4.13 FF&amp;E (Laboratory Tables and Chairs, other)</b>					
UNCOMMITTED	\$1	\$0	\$0	\$0	
CDW GOVERNMENT INC	\$59,658	\$59,658	\$59,658	\$0	100.00%
CONEXWEST	\$9,419	\$9,419	\$9,419	\$0	100.00%
CP PRODUCTS INC	\$4,834	\$4,834	\$4,834	\$0	100.00%
DEVELOPMENT GROUP INC	\$0	\$0	\$0	\$0	
FISHER SCIENCE EDUCATION	\$0	\$0	\$0	\$0	
GORM	\$12,352	\$12,352	\$12,352	\$0	100.00%
HILLYARD INC	\$32,572	\$32,572	\$32,572	\$0	100.00%



**Measure S Bond Program**  
**Financial Report for September 2022**  
**Budget vs Actuals by School and Budget Category with Vendor Detail**

QSS Data thru 9/30/2022

	Budget	Contracted to Date	Expended to Date	Quarterly Expense Jul '22 - Sep '22	% Expended
INTER-PACIFIC INC	\$7,904	\$7,904	\$7,904	\$0	100.00%
PSI DBA WATER VISIONS INC	\$8,527	\$8,527	\$8,527	\$0	100.00%
SIERRA SCHOOL EQUIPMENT COMPANY	\$467,817	\$467,817	\$464,248	\$0	99.24%
TURTLE STORAGE dba AMERICAN BICYCLE CO	\$6,537	\$6,537	\$6,537	\$0	100.00%
VORTEX INDUSTRIES, INC.	\$0	\$0	\$0	\$0	
VWR INTERNATIONAL LLC	\$34,314	\$34,314	\$34,314	\$0	100.00%
	<b>\$643,935</b>	<b>\$643,934</b>	<b>\$640,366</b>	<b>\$0</b>	<b>99.45%</b>
<b>4.15 Miscellaneous Fees</b>					
UNCOMMITTED	\$0	\$0	\$0	\$0	
OUSD COST OF INTEREST DISTRIBUTION	\$46,720	\$46,720	\$46,720	\$46,720	100.00%
	<b>\$46,720</b>	<b>\$46,720</b>	<b>\$46,720</b>	<b>\$46,720</b>	<b>100.00%</b>
<b>5. Contingency</b>					
<b>5.02 Project Contingency</b>					
UNCOMMITTED	\$10,000	\$0	\$0	\$0	
	<b>\$10,000</b>	<b>\$0</b>	<b>\$0</b>	<b>\$0</b>	<b>0.00%</b>
<b>Total 392-9520 Orange HS Science Bldg (DSA 04-116859)</b>	<b>\$33,982,451</b>	<b>\$33,972,450</b>	<b>\$33,912,567</b>	<b>\$14,951</b>	<b>99.79%</b>
<b>392-9520 Orange HS Shade Structure (DSA 04-118351)</b>					
<b>1. Design Cost</b>					
<b>1.01 Architect</b>					
UNCOMMITTED	\$0	\$0	\$0	\$0	
LIONAKIS	\$17,317	\$17,317	\$17,317	\$0	100.00%
	<b>\$17,317</b>	<b>\$17,317</b>	<b>\$17,317</b>	<b>\$0</b>	<b>100.00%</b>
<b>2. Construction Cost</b>					
<b>2.01 Construction</b>					
UNCOMMITTED	\$0	\$0	\$0	\$0	
PINNER CONSTRUCTION	\$113,500	\$113,500	\$113,500	\$0	100.00%
	<b>\$113,500</b>	<b>\$113,500</b>	<b>\$113,500</b>	<b>\$0</b>	<b>100.00%</b>
<b>3. Program and Construction Management</b>					
<b>3.01 Program Management Fees</b>					
UNCOMMITTED	\$0	\$0	\$0	\$0	
CUMMING CONSTRUCTION MGMT INC	\$1,838	\$1,838	\$1,838	\$0	100.00%
	<b>\$1,838</b>	<b>\$1,838</b>	<b>\$1,838</b>	<b>\$0</b>	<b>100.00%</b>
<b>3.02 Construction Management Fees</b>					
UNCOMMITTED	\$0	\$0	\$0	\$0	
BALFOUR BEATTY CONSTRUCTION	\$5,956	\$5,956	\$5,956	\$0	100.00%
	<b>\$5,956</b>	<b>\$5,956</b>	<b>\$5,956</b>	<b>\$0</b>	<b>100.00%</b>





**Measure S Bond Program**  
**Financial Report for September 2022**  
**Budget vs Actuals by School and Budget Category with Vendor Detail**

QSS Data thru 9/30/2022

	Budget	Contracted to Date	Expended to Date	Quarterly Expense Jul '22 - Sep '22	% Expended
<b>4. Construction Support Costs</b>					
<b>4.05 DSA Review Fees</b>					
UNCOMMITTED	\$0	\$0	\$0	\$0	
DIVISION OF STATE ARCHITECT	\$1,873	\$1,873	\$1,873	\$0	100.00%
	<b>\$1,873</b>	<b>\$1,873</b>	<b>\$1,873</b>	<b>\$0</b>	<b>100.00%</b>
<b>4.07 DSA Inspection (IOR)</b>					
UNCOMMITTED	\$0	\$0	\$0	\$0	
KNOWLAND CONSTRUCTION SERVICES	\$1,740	\$1,740	\$1,740	\$0	100.00%
	<b>\$1,740</b>	<b>\$1,740</b>	<b>\$1,740</b>	<b>\$0</b>	<b>100.00%</b>
<b>4.08 DSA Construction Phase Testing (LOR)</b>					
UNCOMMITTED	\$0	\$0	\$0	\$0	
NINYO & MOORE	\$7,408	\$7,408	\$7,408	\$0	100.00%
	<b>\$7,408</b>	<b>\$7,408</b>	<b>\$7,408</b>	<b>\$0</b>	<b>100.00%</b>
<b>Total 392-9520 Orange HS Shade Structure (DSA 04-118351)</b>	<b>\$149,631</b>	<b>\$149,631</b>	<b>\$149,631</b>	<b>\$0</b>	<b>100.00%</b>
<b>392-9520 Orange HS Site Improvements (DSA 04-116673)</b>					
<b>1. Design Cost</b>					
<b>1.01 Architect</b>					
UNCOMMITTED	\$0	\$0	\$0	\$0	
LIONAKIS	\$446,286	\$446,286	\$446,286	\$0	100.00%
SILVER CREEK INDUSTRIES INC (Engineering for Warming Kitchen Relocatable Building)	\$29,682	\$29,682	\$29,682	\$0	100.00%
	<b>\$475,968</b>	<b>\$475,968</b>	<b>\$475,968</b>	<b>\$0</b>	<b>100.00%</b>
<b>2. Construction Cost</b>					
<b>2.01 Construction</b>					
UNCOMMITTED	\$0	\$0	\$0	\$0	
KYA SERVICES LLC (Install Carpet)	\$9,564	\$9,564	\$9,564	\$0	100.00%
SWINERTON BUILDERS	\$6,556,428	\$6,556,428	\$6,556,428	\$0	100.00%
TRIMARK RAYGAL LLC	\$89,860	\$89,860	\$89,860	\$0	100.00%
	<b>\$6,655,852</b>	<b>\$6,655,852</b>	<b>\$6,655,852</b>	<b>\$0</b>	<b>100.00%</b>
<b>2.02 OFCI and Other Construction</b>					
UNCOMMITTED	\$0	\$0	\$0	\$0	
ACCO ENGINEERED SYSTEMS INC	\$209,074	\$209,074	\$209,074	\$0	100.00%
	<b>\$209,074</b>	<b>\$209,074</b>	<b>\$209,074</b>	<b>\$0</b>	<b>100.00%</b>
<b>3. Program and Construction Management</b>					
<b>3.01 Program Management Fees</b>					
UNCOMMITTED	\$0	\$0	\$0	\$0	
BALFOUR BEATTY CONSTRUCTION	\$0	\$0	\$0	\$0	



**Measure S Bond Program**  
**Financial Report for September 2022**  
**Budget vs Actuals by School and Budget Category with Vendor Detail**

QSS Data thru 9/30/2022

	Budget	Contracted to Date	Expended to Date	Quarterly Expense Jul '22 - Sep '22	% Expended
CUMMING CONSTRUCTION MGMT INC	\$115,479	\$115,479	\$115,479	\$0	100.00%
	<b>\$115,479</b>	<b>\$115,479</b>	<b>\$115,479</b>	<b>\$0</b>	<b>100.00%</b>
<b>3.02 Construction Management Fees</b>					
UNCOMMITTED	\$0	\$0	\$0	\$0	
BALFOUR BEATTY CONSTRUCTION	\$296,554	\$296,554	\$296,554	\$0	100.00%
	<b>\$296,554</b>	<b>\$296,554</b>	<b>\$296,554</b>	<b>\$0</b>	<b>100.00%</b>
<b>4. Construction Support Costs</b>					
<b>4.02 Title, Environmental, Stormwater Management</b>					
UNCOMMITTED	\$0	\$0	\$0	\$0	
ORANGE COUNTY HEALTH CARE AGENCY	\$1,470	\$1,470	\$1,470	\$0	100.00%
	<b>\$1,470</b>	<b>\$1,470</b>	<b>\$1,470</b>	<b>\$0</b>	<b>100.00%</b>
<b>4.03 Commissioning</b>					
UNCOMMITTED	\$0	\$0	\$0	\$0	
P2S ENGINEERING INC	\$4,667	\$4,667	\$4,667	\$0	100.00%
	<b>\$4,667</b>	<b>\$4,667</b>	<b>\$4,667</b>	<b>\$0</b>	<b>100.00%</b>
<b>4.05 DSA Review Fees</b>					
UNCOMMITTED	\$0	\$0	\$0	\$0	
DIVISION OF STATE ARCHITECT	\$94,585	\$94,585	\$94,585	\$0	100.00%
	<b>\$94,585</b>	<b>\$94,585</b>	<b>\$94,585</b>	<b>\$0</b>	<b>100.00%</b>
<b>4.06 Postage, Printing &amp; Advertising</b>					
UNCOMMITTED	\$0	\$0	\$0	\$0	
AMERICAN REPROGRAPHICS CO LLC	\$7,630	\$7,630	\$7,630	\$0	100.00%
SOUTHERN CALIFORNIA NEWS GROUP	\$1,264	\$1,264	\$1,264	\$0	100.00%
	<b>\$8,894</b>	<b>\$8,894</b>	<b>\$8,894</b>	<b>\$0</b>	<b>100.00%</b>
<b>4.07 DSA Inspection (IOR)</b>					
UNCOMMITTED	\$0	\$0	\$0	\$0	
KNOWLAND CONSTRUCTION SERVICES	\$96,985	\$96,985	\$96,985	\$0	100.00%
	<b>\$96,985</b>	<b>\$96,985</b>	<b>\$96,985</b>	<b>\$0</b>	<b>100.00%</b>
<b>4.08 DSA Construction Phase Testing (LOR)</b>					
UNCOMMITTED	\$0	\$0	\$0	\$0	
NINYO & MOORE	\$112,544	\$112,544	\$112,544	\$0	100.00%
	<b>\$112,544</b>	<b>\$112,544</b>	<b>\$112,544</b>	<b>\$0</b>	<b>100.00%</b>
<b>4.11 Preliminary Testing (Hazmat, Topo, Geo, etc)</b>					
UNCOMMITTED	\$0	\$0	\$0	\$0	
ENVIRONMENTAL NETWORK CORPORATION	\$9,012	\$9,012	\$9,012	\$0	100.00%
	<b>\$9,012</b>	<b>\$9,012</b>	<b>\$9,012</b>	<b>\$0</b>	<b>100.00%</b>
<b>Total 392-9520 Orange HS Site Improvements (DSA 04-116673)</b>	<b>\$8,081,083</b>	<b>\$8,081,083</b>	<b>\$8,081,083</b>	<b>\$0</b>	<b>100.00%</b>

392-9520 Orange HS Phase II (DSA 04-120151)



**Measure S Bond Program**  
**Financial Report for September 2022**  
**Budget vs Actuals by School and Budget Category with Vendor Detail**

QSS Data thru 9/30/2022

	Budget	Contracted to Date	Expended to Date	Quarterly Expense Jul '22 - Sep '22	% Expended
<b>1. Design Cost</b>					
<b>1.01 Architect</b>					
UNCOMMITTED	\$236,374	\$0	\$0	\$0	
LIONAKIS	\$1,407,545	\$1,407,545	\$1,137,635	\$131,361	80.82%
	<b>\$1,643,919</b>	<b>\$1,407,545</b>	<b>\$1,137,635</b>	<b>\$131,361</b>	<b>69.20%</b>
<b>2. Construction Cost</b>					
<b>2.01 Construction</b>					
UNCOMMITTED	\$22,179,355	\$0	\$0	\$0	
	<b>\$22,179,355</b>	<b>\$0</b>	<b>\$0</b>	<b>\$0</b>	<b>0.00%</b>
<b>2.02 OFCI and Other Construction - Swing Space</b>					
UNCOMMITTED	\$374,500	\$0	\$0	\$0	
DAHLBERG, KENT & AMY dba NEW DIMENSION	\$106,773	\$106,773	\$99,066	\$4,953	92.78%
GIANNELLI ELECTRIC INC	\$15,816	\$15,816	\$6,648	\$832	42.03%
	<b>\$497,090</b>	<b>\$122,589</b>	<b>\$105,714</b>	<b>\$5,785</b>	<b>21.27%</b>
<b>3. Program and Construction Management</b>					
<b>3.01 Program Management Fees</b>					
UNCOMMITTED	\$321,632	\$0	\$0	\$0	
CUMMING CONSTRUCTION MGMT INC	\$400,909	\$400,909	\$172,319	\$57,166	42.98%
	<b>\$722,541</b>	<b>\$400,909</b>	<b>\$172,319</b>	<b>\$57,166</b>	<b>23.85%</b>
<b>3.02 Construction Management Fees</b>					
UNCOMMITTED	\$559,137	\$0	\$0	\$0	
CORDOBA CORPORATION	\$556,512	\$556,512	\$142,347	\$44,965	25.58%
	<b>\$1,115,649</b>	<b>\$556,512</b>	<b>\$142,347</b>	<b>\$44,965</b>	<b>12.76%</b>
<b>4. Construction Support Costs</b>					
<b>4.01 Rentals</b>					
UNCOMMITTED	\$5,301	\$0	\$0	\$0	
MOBILE MINI	\$17,699	\$17,699	\$4,877	\$4,877	27.55%
	<b>\$23,000</b>	<b>\$17,699</b>	<b>\$4,877</b>	<b>\$4,877</b>	<b>21.20%</b>
<b>4.02 Title, Environmental, Stormwater Management</b>					
UNCOMMITTED	\$51,611	\$0	\$0	\$0	
CITY OF ORANGE (PUBLIC WORKS)	\$3,000	\$3,000	\$3,000	\$0	100.00%
CITY OF ORANGE (WATER DIVISION)	\$2,000	\$2,000	\$2,000	\$0	100.00%
ENVIRONMENTAL AUDIT INC	\$7,590	\$7,590	\$2,388	\$0	31.46%
	<b>\$64,201</b>	<b>\$12,590</b>	<b>\$7,388</b>	<b>\$0</b>	<b>11.51%</b>
<b>4.03 Commissioning</b>					
UNCOMMITTED	\$22,549	\$0	\$0	\$0	
P2S ENGINEERING INC	\$20,251	\$20,251	\$4,100	\$0	20.25%
	<b>\$42,800</b>	<b>\$20,251</b>	<b>\$4,100</b>	<b>\$0</b>	<b>9.58%</b>



**Measure S Bond Program**  
**Financial Report for September 2022**  
**Budget vs Actuals by School and Budget Category with Vendor Detail**

QSS Data thru 9/30/2022

	Budget	Contracted to Date	Expended to Date	Quarterly Expense Jul '22 - Sep '22	% Expended
<b>4.05 DSA Review Fees</b>					
UNCOMMITTED	\$113,950	\$0	\$0	\$0	
DIVISION OF STATE ARCHITECT	\$153,550	\$153,550	\$153,550	\$0	100.00%
	<b>\$267,500</b>	<b>\$153,550</b>	<b>\$153,550</b>	<b>\$0</b>	<b>57.40%</b>
<b>4.06 Postage, Printing &amp; Advertising</b>					
UNCOMMITTED	\$7,049	\$0	\$0	\$0	
AMERICAN REPROGRAPHICS CO LLC	\$18,579	\$18,579	\$10,376	\$3,797	55.85%
SOUTHERN CALIFORNIA NEWS GROUP	\$7,372	\$7,372	\$3,872	\$0	52.53%
	<b>\$33,001</b>	<b>\$25,952</b>	<b>\$14,248</b>	<b>\$3,797</b>	<b>43.18%</b>
<b>4.07 DSA Inspection (IOR)</b>					
UNCOMMITTED	\$480,000	\$0	\$0	\$0	
	<b>\$480,000</b>	<b>\$0</b>	<b>\$0</b>	<b>\$0</b>	<b>0.00%</b>
<b>4.08 DSA Construction Phase Testing (LOR)</b>					
UNCOMMITTED	\$483,000	\$0	\$0	\$0	
	<b>\$483,000</b>	<b>\$0</b>	<b>\$0</b>	<b>\$0</b>	<b>0.00%</b>
<b>4.09 Relocation</b>					
UNCOMMITTED	\$10,333	\$0	\$0	\$0	
BELTMANN GROUP, INC	\$18,856	\$18,856	\$12,428	\$5,909	65.91%
CDW GOVERNMENT INC	\$1,762	\$1,762	\$1,762	\$0	100.00%
KONICA MINOLTA BUSINESS SOLUTIONS	\$800	\$800	\$800	\$800	100.00%
ULINE INC	\$1,250	\$1,250	\$408	\$408	32.65%
	<b>\$33,000</b>	<b>\$22,667</b>	<b>\$15,398</b>	<b>\$7,117</b>	<b>46.66%</b>
<b>4.11 Preliminary Testing (Hazmat, Topo, Geo, etc)</b>					
UNCOMMITTED	\$13,665	\$0	\$0	\$0	
CANNON CORPORATION	\$50,000	\$50,000	\$35,076	\$0	70.15%
ENVIRONMENTAL NETWORK CORPORATION	\$15,380	\$15,380	\$6,350	\$0	41.29%
NINYO & MOORE	\$20,955	\$20,955	\$20,955	\$0	100.00%
	<b>\$100,000</b>	<b>\$86,335</b>	<b>\$62,381</b>	<b>\$0</b>	<b>62.38%</b>
<b>4.12 Utility Connection Fees (Local Permits)</b>					
UNCOMMITTED	\$32,100	\$0	\$0	\$0	
	<b>\$32,100</b>	<b>\$0</b>	<b>\$0</b>	<b>\$0</b>	<b>0.00%</b>
<b>4.13 FF&amp;E (Laboratory Tables and Chairs, other)</b>					
UNCOMMITTED	\$600,025	\$0	\$0	\$0	
ULINE INC	\$8,631	\$8,631	\$8,631	\$8,631	100.00%
	<b>\$608,656</b>	<b>\$8,631</b>	<b>\$8,631</b>	<b>\$8,631</b>	<b>1.42%</b>
<b>4.15 Miscellaneous Fees</b>					
UNCOMMITTED	\$94,571	\$0	\$0	\$0	
OUSD COST OF INTEREST DISTRIBUTION	\$429	\$429	\$429	\$429	100.00%
	<b>\$95,000</b>	<b>\$429</b>	<b>\$429</b>	<b>\$429</b>	<b>0.45%</b>

**5. Contingency**



**Measure S Bond Program**  
**Financial Report for September 2022**  
**Budget vs Actuals by School and Budget Category with Vendor Detail**

QSS Data thru 9/30/2022

	Budget	Contracted to Date	Expended to Date	Quarterly Expense Jul '22 - Sep '22	% Expended
<b>5.01 Construction Contingency</b>					
UNCOMMITTED	\$2,464,372	\$0	\$0	\$0	
	<b>\$2,464,372</b>	<b>\$0</b>	<b>\$0</b>	<b>\$0</b>	<b>0.00%</b>
<b>5.02 Project Contingency</b>					
UNCOMMITTED	\$400,000	\$0	\$0	\$0	
	<b>\$400,000</b>	<b>\$0</b>	<b>\$0</b>	<b>\$0</b>	<b>0.00%</b>
<b>Total 392-9520 Orange HS Phase II (DSA 04-120151)</b>	<b>\$31,285,184</b>	<b>\$2,835,659</b>	<b>\$1,829,016</b>	<b>\$265,061</b>	<b>5.85%</b>
<b>Orange High School</b>	<b>\$73,600,416</b>	<b>\$45,140,891</b>	<b>\$44,074,365</b>	<b>\$280,012</b>	<b>59.88%</b>
<b>Villa Park High School</b>					
<b>394-0000 Villa Park HS IP Surveillance Camera and Systems</b>					
<b>4. Construction Support Costs</b>					
<b>4.13 FF&amp;E (Laboratory Tables and Chairs, other)</b>					
UNCOMMITTED	\$0	\$0	\$0	\$0	
CDW GOVERNMENT INC	\$32,182	\$32,182	\$32,182	\$0	100.00%
DIGITAL NETWORKS GROUP INC (F/I IP Camera Software)	\$8,635	\$8,635	\$8,635	\$0	100.00%
INTER-PACIFIC INC	\$22,133	\$22,133	\$22,133	\$0	100.00%
	<b>\$62,949</b>	<b>\$62,949</b>	<b>\$62,949</b>	<b>\$0</b>	<b>100.00%</b>
<b>Total 394-0000 Villa Park HS IP Surveillance Camera and Systems</b>	<b>\$62,949</b>	<b>\$62,949</b>	<b>\$62,949</b>	<b>\$0</b>	<b>100.00%</b>
<b>394-9520 Villa Park HS Science Center (DSA 04-117022)</b>					
<b>1. Design Cost</b>					
<b>1.01 Architect</b>					
UNCOMMITTED	\$4,502	\$0	\$0	\$0	
DKS ASSOCIATES	\$80,657	\$80,657	\$80,657	\$0	100.00%
LIONAKIS	\$14,059	\$14,059	\$14,059	\$0	100.00%
LPA INC	\$2,381,136	\$2,381,136	\$2,187,503	\$0	91.87%
	<b>\$2,480,354</b>	<b>\$2,475,852</b>	<b>\$2,282,219</b>	<b>\$0</b>	<b>92.01%</b>
<b>2. Construction Cost</b>					
<b>2.01 Construction</b>					
UNCOMMITTED	\$377,206	\$0	\$0	\$0	
ANGELES CONTRACTOR, INC	\$20,715,102	\$20,715,102	\$19,865,514	\$0	95.90%
	<b>\$21,092,307</b>	<b>\$20,715,102</b>	<b>\$19,865,514</b>	<b>\$0</b>	<b>94.18%</b>
<b>2.02 OFCI and Other Construction</b>					
UNCOMMITTED	\$44,002	\$0	\$0	\$0	
ACCO ENGINEERED SYSTEMS INC	\$150,829	\$150,829	\$150,829	\$0	100.00%
AMERICAN REPROGRAPHICS CO LLC	\$0	\$0	\$0	\$0	



**Measure S Bond Program**  
**Financial Report for September 2022**  
**Budget vs Actuals by School and Budget Category with Vendor Detail**

QSS Data thru 9/30/2022

	Budget	Contracted to Date	Expended to Date	Quarterly Expense Jul '22 - Sep '22	% Expended
ANIXTER	\$7,312	\$7,312	\$5,092	\$5,092	69.64%
ARROW RESTAURANT EQUIPMENT	\$13,869	\$13,869	\$13,869	\$0	100.00%
CAROLINA BIOLOGICAL SUPPLY	\$25,611	\$25,611	\$25,611	\$0	100.00%
CDW GOVERNMENT INC	\$1,780	\$1,780	\$1,780	\$1,780	100.00%
DAHLBERG, KENT & AMY dba NEW DIMENSION	\$25,722	\$25,722	\$0	\$0	0.00%
DEVELOPMENT GROUP INC	\$52,937	\$52,937	\$52,937	\$0	100.00%
FISHER SCIENCE EDUCATION	\$25,951	\$25,951	\$25,951	\$0	100.00%
FLINN SCIENTIFIC INC	\$12,364	\$12,364	\$12,364	\$0	100.00%
TIME & ALARM SYSTEMS	\$10,886	\$10,886	\$0	\$0	0.00%
VISTA PAINT	\$644	\$644	\$644	\$644	100.00%
WW GRAINGER INC	\$4,617	\$4,617	\$4,617	\$0	100.00%
	<b>\$376,523</b>	<b>\$332,521</b>	<b>\$293,694</b>	<b>\$7,516</b>	<b>78.00%</b>

**3. Program and Construction Management**

**3.01 Program Management Fees**

UNCOMMITTED	\$0	\$0	\$0	\$0	
CORDOBA CORPORATION	\$0	\$0	\$0	\$0	
CUMMING CONSTRUCTION MGMT INC	\$1,002,124	\$1,002,124	\$936,634	\$12,639	93.46%
	<b>\$1,002,124</b>	<b>\$1,002,124</b>	<b>\$936,634</b>	<b>\$12,639</b>	<b>93.46%</b>

**3.02 Construction Management Fees**

UNCOMMITTED	\$0	\$0	\$0	\$0	
CORDOBA CORPORATION	\$2,470,528	\$2,470,528	\$2,409,103	\$31,568	97.51%
	<b>\$2,470,528</b>	<b>\$2,470,528</b>	<b>\$2,409,103</b>	<b>\$31,568</b>	<b>97.51%</b>

**4. Construction Support Costs**

**4.02 Title, Environmental, Stormwater Management**

UNCOMMITTED	\$0	\$0	\$0	\$0	
CHICAGO TITLE COMPANY	\$750	\$750	\$750	\$0	100.00%
PLACEWORKS INC	\$73,237	\$73,237	\$73,237	\$0	100.00%
STATE WATER RESOURCES CONTROL BOARD (SWRCB)	\$484	\$484	\$484	\$0	100.00%
	<b>\$74,471</b>	<b>\$74,471</b>	<b>\$74,471</b>	<b>\$0</b>	<b>100.00%</b>

**4.03 Commissioning**

UNCOMMITTED	\$8,542	\$0	\$0	\$0	
CEPA OPERATIONS	\$1,840	\$1,840	\$0	\$0	0.00%
P2S ENGINEERING INC	\$30,975	\$30,975	\$28,164	\$0	90.92%
	<b>\$41,357</b>	<b>\$32,815</b>	<b>\$28,164</b>	<b>\$0</b>	<b>68.10%</b>

**4.05 DSA Review Fees**

UNCOMMITTED	\$46,724	\$0	\$0	\$0	
DIVISION OF STATE ARCHITECT	\$289,250	\$289,250	\$289,250	\$0	100.00%
	<b>\$335,974</b>	<b>\$289,250</b>	<b>\$289,250</b>	<b>\$0</b>	<b>86.09%</b>

**4.06 Postage, Printing & Advertising**





**Measure S Bond Program**  
**Financial Report for September 2022**  
**Budget vs Actuals by School and Budget Category with Vendor Detail**

QSS Data thru 9/30/2022

	Budget	Contracted to Date	Expended to Date	Quarterly Expense Jul '22 - Sep '22	% Expended
UNCOMMITTED	\$0	\$0	\$0	\$0	
AMERICAN REPROGRAPHICS CO LLC	\$12,670	\$12,670	\$12,670	\$0	100.00%
SOUTHERN CALIFORNIA NEWS GROUP	\$1,768	\$1,768	\$1,768	\$0	100.00%
	<b>\$14,438</b>	<b>\$14,438</b>	<b>\$14,438</b>	<b>\$0</b>	<b>100.00%</b>
<b>4.07 DSA Inspection (IOR)</b>					
UNCOMMITTED	\$0	\$0	\$0	\$0	
BPI INSPECTION SERVICE	\$329,229	\$329,229	\$310,855	\$0	94.42%
	<b>\$329,229</b>	<b>\$329,229</b>	<b>\$310,855</b>	<b>\$0</b>	<b>94.42%</b>
<b>4.08 DSA Construction Phase Testing (LOR)</b>					
UNCOMMITTED	\$0	\$0	\$0	\$0	
NINYO & MOORE	\$568,109	\$568,109	\$568,109	\$0	100.00%
	<b>\$568,109</b>	<b>\$568,109</b>	<b>\$568,109</b>	<b>\$0</b>	<b>100.00%</b>
<b>4.09 Relocation</b>					
UNCOMMITTED	\$0	\$0	\$0	\$0	
BELTMANN GROUP, INC	\$4,748	\$4,748	\$4,748	\$0	100.00%
ULINE INC	\$1,365	\$1,365	\$1,365	\$0	100.00%
	<b>\$6,113</b>	<b>\$6,113</b>	<b>\$6,113</b>	<b>\$0</b>	<b>100.00%</b>
<b>4.11 Preliminary Testing (Hazmat, Topo, Geo, etc)</b>					
UNCOMMITTED	\$0	\$0	\$0	\$0	
CALIFORNIA GEOLOGICAL SURVEY (Geology and Seismology Review)	\$3,600	\$3,600	\$3,600	\$0	100.00%
ENVIRONMENTAL NETWORK CORPORATION	\$19,085	\$19,085	\$19,085	\$0	100.00%
LEIGHTON CONSULTING INC (Geotechnical Engineering)	\$16,549	\$16,549	\$16,549	\$0	100.00%
PSOMAS	\$21,034	\$21,034	\$21,034	\$0	100.00%
RMA GROUP (dba SITESCAN)	\$44,890	\$44,890	\$44,890	\$0	100.00%
SPECTRUM FIRE PROTECTION (Fire Hydrant Flow Test)	\$1,000	\$1,000	\$1,000	\$0	100.00%
	<b>\$106,158</b>	<b>\$106,158</b>	<b>\$106,158</b>	<b>\$0</b>	<b>100.00%</b>
<b>4.12 Utility Connection Fees (Local Permits)</b>					
UNCOMMITTED	\$0	\$0	\$0	\$0	
SOUTHERN CALIFORNIA EDISON	\$400	\$400	\$400	\$0	100.00%
STATE WATER RESOURCES CONTROL BOARD (SWRCB)	\$2,299	\$2,299	\$2,299	\$0	100.00%
	<b>\$2,699</b>	<b>\$2,699</b>	<b>\$2,699</b>	<b>\$0</b>	<b>100.00%</b>
<b>4.13 FF&amp;E (Laboratory Tables and Chairs, other)</b>					
UNCOMMITTED	\$18,722	\$0	\$0	\$0	
AMS.NET	\$3,754	\$3,754	\$3,754	\$0	100.00%
CDW GOVERNMENT INC	\$60,305	\$60,305	\$60,305	\$0	100.00%
CULVER-NEWLIN INC	\$12,359	\$12,359	\$12,359	\$0	100.00%
FISHER SCIENCE EDUCATION	\$6,574	\$6,574	\$6,574	\$6,574	100.00%
FLINN SCIENTIFIC INC	\$4,162	\$4,162	\$4,162	\$0	100.00%
GORM	\$10,205	\$10,205	\$10,205	\$10,205	100.00%
HILLYARD INC	\$9,910	\$9,910	\$9,910	\$0	100.00%



**Measure S Bond Program**  
**Financial Report for September 2022**  
**Budget vs Actuals by School and Budget Category with Vendor Detail**

QSS Data thru 9/30/2022

	Budget	Contracted to Date	Expended to Date	Quarterly Expense Jul '22 - Sep '22	% Expended
INTER-PACIFIC INC	\$7,325	\$7,325	\$7,325	\$0	100.00%
PERFORMANCE HEALTH SUPPLY (DBA MEDCO)	\$2,065	\$2,065	\$2,065	\$0	100.00%
SIERRA SCHOOL EQUIPMENT COMPANY	\$506,325	\$506,325	\$502,500	\$0	99.24%
TIME & ALARM SYSTEMS	\$13,512	\$13,512	\$6,896	\$6,896	51.03%
TURTLE STORAGE dba AMERICAN BICYCLE CO	\$6,871	\$6,871	\$6,871	\$0	100.00%
VWR INTERNATIONAL LLC	\$47,922	\$47,922	\$47,922	\$0	100.00%
	<b>\$710,010</b>	<b>\$691,288</b>	<b>\$680,847</b>	<b>\$23,675</b>	<b>95.89%</b>
<b>4.15 Miscellaneous Fees</b>					
UNCOMMITTED	\$26	\$0	\$0	\$0	
OUSD COST OF INTEREST DISTRIBUTION	\$51,009	\$51,009	\$51,009	\$51,008	100.00%
	<b>\$51,035</b>	<b>\$51,009</b>	<b>\$51,009</b>	<b>\$51,008</b>	<b>99.95%</b>
<b>Total 394-9520 Villa Park HS Science Center (DSA 04-117022)</b>	<b>\$29,661,430</b>	<b>\$29,161,706</b>	<b>\$27,919,278</b>	<b>\$104,642</b>	<b>94.13%</b>
<b>394-9520 Villa Park HS Interim Housing (DSA 04-116788)</b>					
<b>1. Design Cost</b>					
<b>1.01 Architect</b>					
UNCOMMITTED	\$0	\$0	\$0	\$0	
LPA INC	\$70,000	\$70,000	\$70,000	\$0	100.00%
	<b>\$70,000</b>	<b>\$70,000</b>	<b>\$70,000</b>	<b>\$0</b>	<b>100.00%</b>
<b>2. Construction Cost</b>					
<b>2.01 Construction</b>					
UNCOMMITTED	\$0	\$0	\$0	\$0	
ANGELES CONTRACTOR, INC	\$1,074,556	\$1,074,556	\$1,074,556	\$0	100.00%
	<b>\$1,074,556</b>	<b>\$1,074,556</b>	<b>\$1,074,556</b>	<b>\$0</b>	<b>100.00%</b>
<b>2.02 OFCI and Other Construction</b>					
UNCOMMITTED	\$0	\$0	\$0	\$0	
ACCO ENGINEERED SYSTEMS INC	\$36,527	\$36,527	\$36,527	\$0	100.00%
	<b>\$36,527</b>	<b>\$36,527</b>	<b>\$36,527</b>	<b>\$0</b>	<b>100.00%</b>
<b>4. Construction Support Costs</b>					
<b>4.01 Rental</b>					
UNCOMMITTED	\$0	\$0	\$0	\$0	
ELITE MODULAR LEASING & SALES INC	\$690,571	\$690,571	\$622,971	\$0	90.21%
	<b>\$690,571</b>	<b>\$690,571</b>	<b>\$622,971</b>	<b>\$0</b>	<b>90.21%</b>
<b>4.05 DSA Review Fees</b>					
UNCOMMITTED	\$0	\$0	\$0	\$0	
DIVISION OF STATE ARCHITECT	\$24,163	\$24,163	\$24,163	\$0	100.00%
	<b>\$24,163</b>	<b>\$24,163</b>	<b>\$24,163</b>	<b>\$0</b>	<b>100.00%</b>
<b>4.07 DSA Inspection (IOR)</b>					



**Measure S Bond Program**  
**Financial Report for September 2022**  
**Budget vs Actuals by School and Budget Category with Vendor Detail**

QSS Data thru 9/30/2022

	Budget	Contracted to Date	Expended to Date	Quarterly Expense Jul '22 - Sep '22	% Expended
UNCOMMITTED	\$0	\$0	\$0	\$0	
BPI INSPECTION SERVICE	\$43,265	\$43,265	\$43,265	\$0	100.00%
	<b>\$43,265</b>	<b>\$43,265</b>	<b>\$43,265</b>	<b>\$0</b>	<b>100.00%</b>
<b>4.08 DSA Construction Phase Testing (LOR)</b>					
UNCOMMITTED	\$0	\$0	\$0	\$0	
NINYO & MOORE	\$41,908	\$41,908	\$41,908	\$0	100.00%
	<b>\$41,908</b>	<b>\$41,908</b>	<b>\$41,908</b>	<b>\$0</b>	<b>100.00%</b>
<b>4.09 Relocation</b>					
UNCOMMITTED	\$0	\$0	\$0	\$0	
BELTMANN GROUP, INC	\$4,640	\$4,640	\$4,640	\$0	100.00%
	<b>\$4,640</b>	<b>\$4,640</b>	<b>\$4,640</b>	<b>\$0</b>	<b>100.00%</b>
<b>Total 394-9520 Villa Park HS Interim Housing (DSA 04-116788)</b>	<b>\$1,985,629</b>	<b>\$1,985,629</b>	<b>\$1,918,029</b>	<b>\$0</b>	<b>96.60%</b>
<b>394-9520 Villa Park HS Parking and Drop Off (DSA 04-118521)</b>					
<b>1. Design Cost</b>					
<b>1.01 Architect</b>					
UNCOMMITTED	\$0	\$0	\$0	\$0	
LPA INC	\$107,305	\$107,305	\$59,506	\$0	55.45%
	<b>\$107,305</b>	<b>\$107,305</b>	<b>\$59,506</b>	<b>\$0</b>	<b>55.45%</b>
<b>2. Construction Cost</b>					
<b>2.01 Construction</b>					
UNCOMMITTED	\$0	\$0	\$0	\$0	
ANGELES CONTRACTOR, INC	\$2,700,000	\$2,700,000	\$2,594,435	\$0	96.09%
	<b>\$2,700,000</b>	<b>\$2,700,000</b>	<b>\$2,594,435</b>	<b>\$0</b>	<b>96.09%</b>
<b>2.02 OFCI and Other Construction</b>					
UNCOMMITTED	\$0	\$0	\$0	\$0	
WW GRAINGER INC	\$1,536	\$1,536	\$1,536	\$0	100.00%
	<b>\$1,536</b>	<b>\$1,536</b>	<b>\$1,536</b>	<b>\$0</b>	<b>100.00%</b>
<b>4. Construction Support Costs</b>					
<b>4.05 DSA Review Fees</b>					
UNCOMMITTED	\$0	\$0	\$0	\$0	
DIVISION OF STATE ARCHITECT	\$38,262	\$38,262	\$38,262	\$0	100.00%
	<b>\$38,262</b>	<b>\$38,262</b>	<b>\$38,262</b>	<b>\$0</b>	<b>100.00%</b>
<b>4.06 Postage, Printing &amp; Advertising</b>					
UNCOMMITTED	\$0	\$0	\$0	\$0	
AMERICAN REPROGRAPHICS CO LLC	\$476	\$476	\$476	\$0	100.00%
	<b>\$476</b>	<b>\$476</b>	<b>\$476</b>	<b>\$0</b>	<b>100.00%</b>
<b>4.07 DSA Inspection (IOR)</b>					



**Measure S Bond Program**  
**Financial Report for September 2022**  
**Budget vs Actuals by School and Budget Category with Vendor Detail**

QSS Data thru 9/30/2022

	Budget	Contracted to Date	Expended to Date	Quarterly Expense Jul '22 - Sep '22	% Expended
UNCOMMITTED	\$0	\$0	\$0	\$0	
BPI INSPECTION SERVICE	\$44,690	\$44,690	\$40,074	\$0	89.67%
	<b>\$44,690</b>	<b>\$44,690</b>	<b>\$40,074</b>	<b>\$0</b>	<b>89.67%</b>
<b>4.08 DSA Construction Phase Testing (LOR)</b>					
UNCOMMITTED	\$0	\$0	\$0	\$0	
NINYO & MOORE	\$75,273	\$75,273	\$75,273	\$0	100.00%
	<b>\$75,273</b>	<b>\$75,273</b>	<b>\$75,273</b>	<b>\$0</b>	<b>100.00%</b>
<b>Total 394-9520 Villa Park HS Parking and Drop Off (DSA 04-118521)</b>	<b>\$2,967,542</b>	<b>\$2,967,542</b>	<b>\$2,809,562</b>	<b>\$0</b>	<b>94.68%</b>
<b>394-9520 Villa Park HS Phase II (DSA 04-119694)</b>					
<b>1. Design Cost</b>					
<b>1.01 Architect</b>					
UNCOMMITTED	\$264,701	\$0	\$0	\$0	
LPA INC	\$1,877,000	\$1,877,000	\$1,288,767	\$40,404	68.66%
	<b>\$2,141,701</b>	<b>\$1,877,000</b>	<b>\$1,288,767</b>	<b>\$40,404</b>	<b>60.17%</b>
<b>2. Construction Cost</b>					
<b>2.01 Construction</b>					
UNCOMMITTED	\$26,825,910	\$0	\$0	\$0	
	<b>\$26,825,910</b>	<b>\$0</b>	<b>\$0</b>	<b>\$0</b>	<b>0.00%</b>
<b>2.02 OFCI and Other Construction</b>					
UNCOMMITTED	\$374,500	\$0	\$0	\$0	
	<b>\$374,500</b>	<b>\$0</b>	<b>\$0</b>	<b>\$0</b>	<b>0.00%</b>
<b>3. Program and Construction Management</b>					
<b>3.01 Program Management Fees</b>					
	\$297,421	\$297,421	\$0	\$0	0.00%
UNCOMMITTED	\$431,872	\$0	\$0	\$0	
CUMMING CONSTRUCTION MGMT INC	\$132,197	\$132,197	\$132,197	\$31,352	100.00%
	<b>\$861,490</b>	<b>\$429,619</b>	<b>\$132,197</b>	<b>\$31,352</b>	<b>15.35%</b>
<b>3.02 Construction Management Fees</b>					
UNCOMMITTED	\$453,714	\$0	\$0	\$0	
CORDOBA CORPORATION	\$564,363	\$564,363	\$132,916	\$18,018	23.55%
	<b>\$1,018,076</b>	<b>\$564,363</b>	<b>\$132,916</b>	<b>\$18,018</b>	<b>13.06%</b>
<b>4. Construction Support Costs</b>					
<b>4.01 Rental</b>					
UNCOMMITTED	\$3,511	\$0	\$0	\$0	
ELITE MODULAR LEASING & SALES INC	\$246,489	\$246,489	\$0	\$0	0.00%
	<b>\$250,000</b>	<b>\$246,489</b>	<b>\$0</b>	<b>\$0</b>	<b>0.00%</b>



**Measure S Bond Program**  
**Financial Report for September 2022**  
**Budget vs Actuals by School and Budget Category with Vendor Detail**

QSS Data thru 9/30/2022

	Budget	Contracted to Date	Expended to Date	Quarterly Expense Jul '22 - Sep '22	% Expended
<b>4.02 Title, Environmental, Stormwater Management</b>					
UNCOMMITTED	\$12,203	\$0	\$0	\$0	
ENVIRONMENTAL AUDIT INC	\$36,880	\$36,880	\$4,766	\$648	12.92%
	<b>\$49,083</b>	<b>\$36,880</b>	<b>\$4,766</b>	<b>\$648</b>	<b>9.71%</b>
<b>4.03 Commissioning</b>					
UNCOMMITTED	\$5,271	\$0	\$0	\$0	
P2S ENGINEERING INC	\$32,729	\$32,729	\$7,700	\$0	23.53%
	<b>\$38,000</b>	<b>\$32,729</b>	<b>\$7,700</b>	<b>\$0</b>	<b>20.26%</b>
<b>4.05 DSA Review Fees</b>					
UNCOMMITTED	\$61,250	\$0	\$0	\$0	
DIVISION OF STATE ARCHITECT	\$188,750	\$188,750	\$188,750	\$0	100.00%
	<b>\$250,000</b>	<b>\$188,750</b>	<b>\$188,750</b>	<b>\$0</b>	<b>75.50%</b>
<b>4.06 Postage, Printing &amp; Advertising</b>					
UNCOMMITTED	\$4,500	\$0	\$0	\$0	
AMERICAN REPROGRAPHICS CO LLC	\$12,000	\$12,000	\$2,151	\$2,151	17.92%
SOUTHERN CALIFORNIA NEWS GROUP	\$3,500	\$3,500	\$0	\$0	0.00%
ULINE INC	\$0	\$0	\$0	\$0	
	<b>\$20,000</b>	<b>\$15,500</b>	<b>\$2,151</b>	<b>\$2,151</b>	<b>10.75%</b>
<b>4.07 DSA Inspection (IOR)</b>					
UNCOMMITTED	\$666,120	\$0	\$0	\$0	
	<b>\$666,120</b>	<b>\$0</b>	<b>\$0</b>	<b>\$0</b>	<b>0.00%</b>
<b>4.08 DSA Construction Phase Testing (LOR)</b>					
UNCOMMITTED	\$666,120	\$0	\$0	\$0	
	<b>\$666,120</b>	<b>\$0</b>	<b>\$0</b>	<b>\$0</b>	<b>0.00%</b>
<b>4.09 Relocation</b>					
UNCOMMITTED	\$28,750	\$0	\$0	\$0	
ULINE INC	\$1,250	\$1,250	\$0	\$0	0.00%
	<b>\$30,000</b>	<b>\$1,250</b>	<b>\$0</b>	<b>\$0</b>	<b>0.00%</b>
<b>4.11 Preliminary Testing (Hazmat, Topo, Geo, etc)</b>					
UNCOMMITTED	\$29,367	\$0	\$0	\$0	
ENVIRONMENTAL NETWORK CORPORATION	\$10,860	\$10,860	\$4,640	\$0	42.73%
NINYO & MOORE	\$53,223	\$53,223	\$53,223	\$0	100.00%
PSOMAS	\$26,550	\$26,550	\$26,550	\$0	100.00%
	<b>\$120,000</b>	<b>\$90,633</b>	<b>\$84,413</b>	<b>\$0</b>	<b>70.34%</b>
<b>4.12 Utility Connection Fees (Local Permits)</b>					
UNCOMMITTED	\$32,100	\$0	\$0	\$0	
	<b>\$32,100</b>	<b>\$0</b>	<b>\$0</b>	<b>\$0</b>	<b>0.00%</b>
<b>4.13 FF&amp;E (Laboratory Tables and Chairs, other)</b>					
UNCOMMITTED	\$600,000	\$0	\$0	\$0	
	<b>\$600,000</b>	<b>\$0</b>	<b>\$0</b>	<b>\$0</b>	<b>0.00%</b>
<b>4.15 Miscellaneous Fees</b>					



**Measure S Bond Program**  
**Financial Report for September 2022**  
**Budget vs Actuals by School and Budget Category with Vendor Detail**

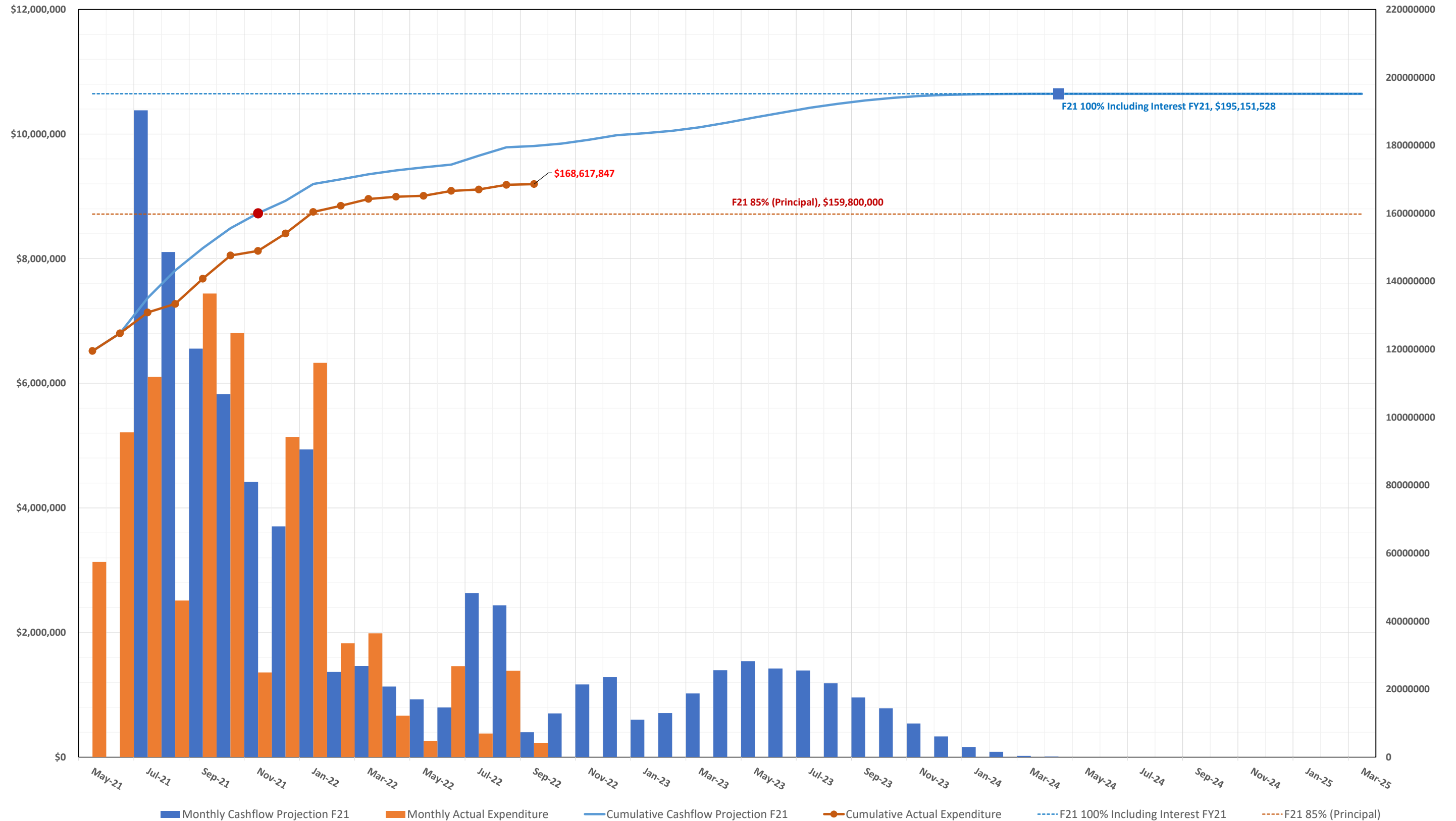
QSS Data thru 9/30/2022

	Budget	Contracted to Date	Expended to Date	Quarterly Expense Jul '22 - Sep '22	% Expended
UNCOMMITTED	\$94,381	\$0	\$0	\$0	
OUSD COST OF INTEREST DISTRIBUTION	\$619	\$619	\$619	\$619	100.00%
	<b>\$95,000</b>	<b>\$619</b>	<b>\$619</b>	<b>\$619</b>	<b>0.65%</b>
<b>5. Contingency</b>					
<b>5.01 Construction Contingency</b>					
UNCOMMITTED	\$2,980,656	\$0	\$0	\$0	
	<b>\$2,980,656</b>	<b>\$0</b>	<b>\$0</b>	<b>\$0</b>	<b>0.00%</b>
<b>5.02 Project Contingency</b>					
UNCOMMITTED	\$380,000	\$0	\$0	\$0	
	<b>\$380,000</b>	<b>\$0</b>	<b>\$0</b>	<b>\$0</b>	<b>0.00%</b>
<b>Total 394-9520 Villa Park HS Phase II (DSA 04-119694)</b>	<b>\$37,398,757</b>	<b>\$3,483,832</b>	<b>\$1,842,279</b>	<b>\$98,172</b>	<b>4.93%</b>
<b>Villa Park High School</b>	<b>\$72,076,307</b>	<b>\$37,661,658</b>	<b>\$34,552,097</b>	<b>\$202,814</b>	<b>47.94%</b>



### 3.2 Cash Flow Projections

MEASURE S BOND PROGRAM - Series A 2018 CASH FLOW PROJECTION (Phase I and II)  
Actual Costs thru September 30, 2022, *NOT INCLUDING ACCRUALS PENDING PAYMENT*  
Fund 21 Planned Costs Projected as of June 30, 2021

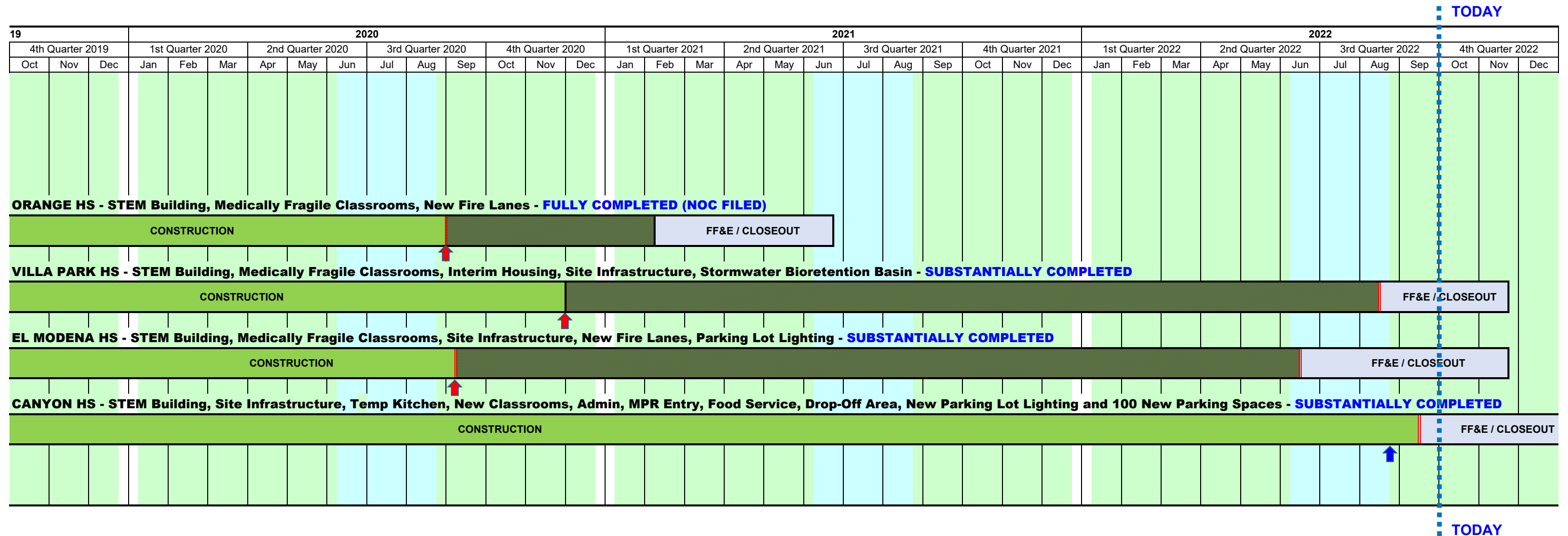


2016			2017												2018									2019									20				
4th Quarter 2016			1st Quarter 2017			2nd Quarter 2017			3rd Quarter 2017			4th Quarter 2017			1st Quarter 2018			2nd Quarter 2018			3rd Quarter 2018			4th Quarter 2018			1st Quarter 2019			2nd Quarter 2019			3rd Quarter 2019				
Oct	Nov	Dec	Jan	Feb	Mar	Apr	May	Jun	Jul	Aug	Sep	Oct	Nov	Dec	Jan	Feb	Mar	Apr	May	Jun	Jul	Aug	Sep	Oct	Nov	Dec	Jan	Feb	Mar	Apr	May	Jun	Jul	Aug	Sep		
			<b>BOND SALE SERIES A - \$188M</b>																																		
			<b>ORANGE HS - Site Infrastructure, Move Relocatable Buildings, Bus Drop-Off, Restroom Renovation &amp; Satellite Kitchen - COMPLETED</b>																																		
			PROGRAM PHASE			DESIGN PHASE						DSA REVIEW & APPROVAL						BID & AWARD			INFRASTRUCTURE						SATELLITE KITCHEN CONSTRUCTION						FF&E/CLOSEOUT				
			<b>ORANGE HS - STEM Building, Medically Fragile Classrooms, New Fire Lanes - SUBSTANTIALLY COMPLETED (OCCUPIED)</b>																																		
			PROGRAM PHASE			DESIGN PHASE									DSA REVIEW & APPROVAL						BID & AWARD						CONSTRUCTION										
			<b>VILLA PARK HS -STEM Building, Medically Fragile Classrooms, Interim Housing, Site Infrastructure, Stormwater Bioretention Basin</b>																																		
			PROGRAM PHASE			DESIGN PHASE									DSA REVIEW & APPROVAL						BID & AWARD						CONSTRUCTION										
			<b>EL MODENA HS -STEM Building, Medically Fragile Classrooms, Site Infrastructure, New Fire Lanes, Parking Lot Lighting</b>																																		
			PROGRAM PHASE			DESIGN PHASE									DSA REVIEW & APPROVAL						BID & AWARD						CONSTRUCTION										
			<b>CANYON HS - STEM Building, Site Infrastructure, Temporary Kitchen, New Classrooms, Administration, MPR Entry, Food Service, Drop-Off Circulation,</b>																																		
PROGRAM PHASE			DESIGN PHASE															DSA REVIEW & APPROVAL						BID & AWARD													

Page 47



## MEASURE S BOND PROGRAM - PHASE I: SCHEDULE SUMMARY



SUMMER BREAK



STEM Building Substantial Completion (Scheduled)




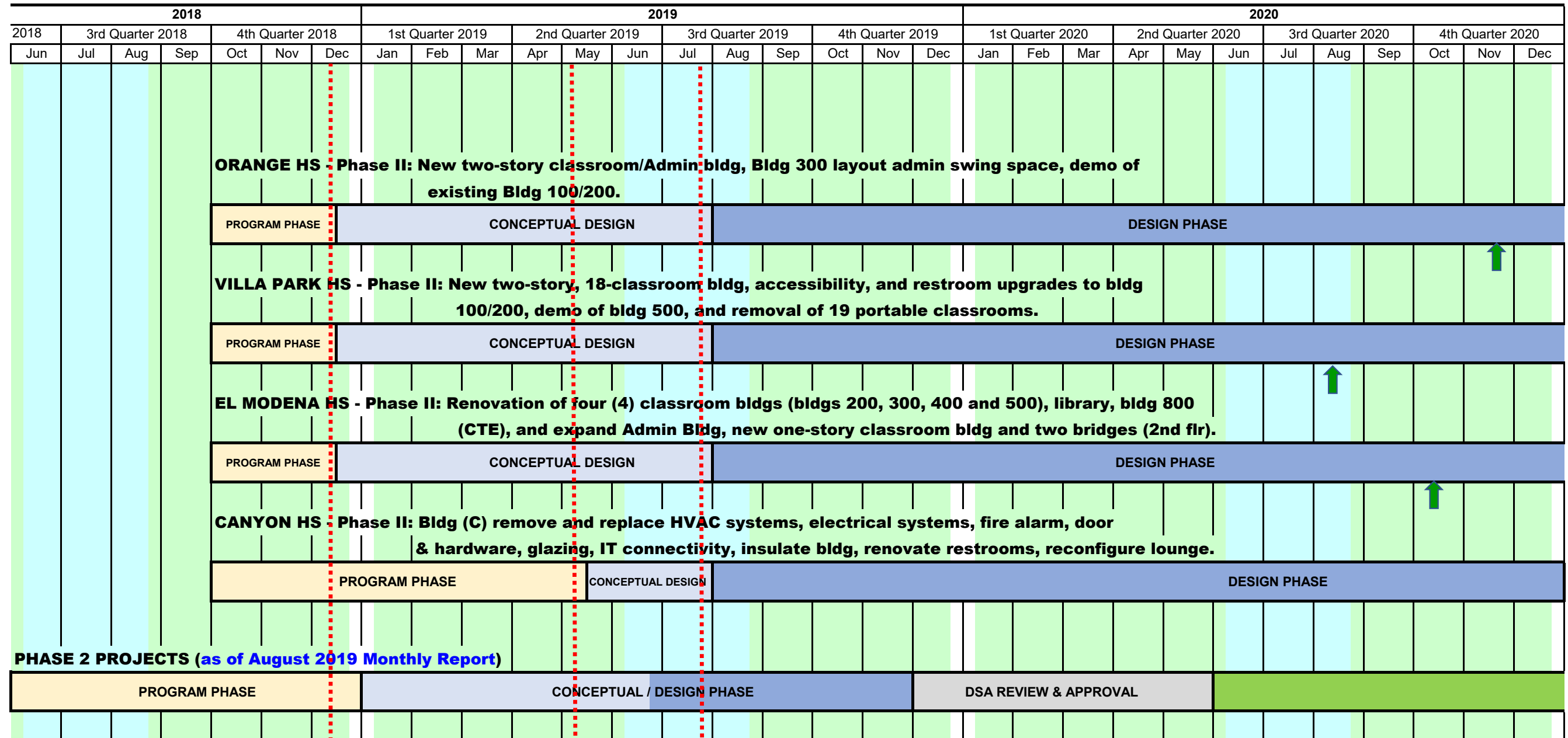
There is a date under legal negotiation (see monthly report) that may extend this substantial completion date (*the dashed section is the extension under review*).



There has been a Substantial Completion date change; if approved by the Board of Education (*see under specific project for the Change Order # referenced*).



# MEASURE S BOND PROGRAM - PHASE II: SCHEDULE SUMMARY



SUMMER BREAK

Conceptual Design Board Approved 12/13/18

Conceptual Design Board Approved 5/9/19 for Canyon HS

Phase II Design & Budget Board Approved 7/25/19

Orange HS

Orange HS

El Modena HS

El Modena HS

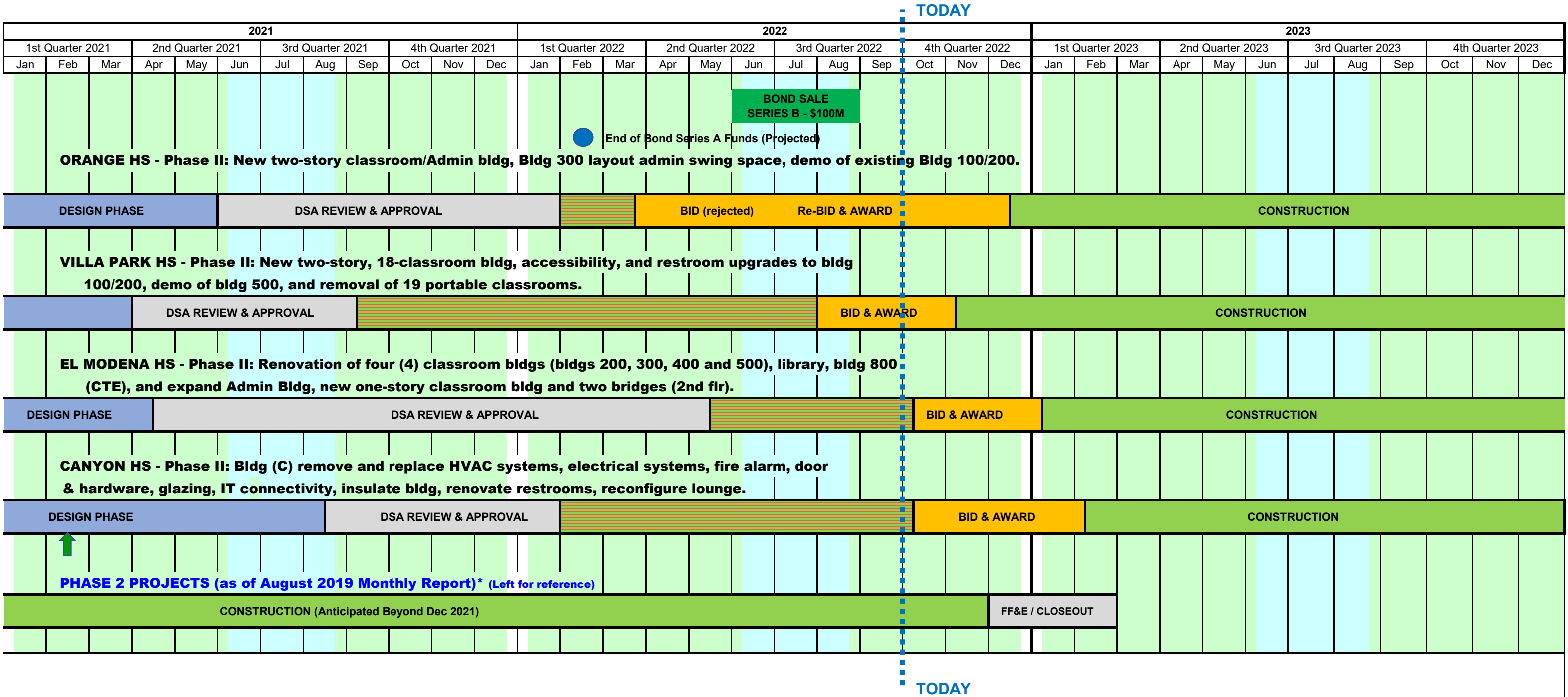
Villa Park HS

Villa Park HS

Canyon HS



MEASURE S BOND PROGRAM - PHASE II: SCHEDULE SUMMARY



SUMMER BREAK



EXTENDED CONSTRUCTION START  
(for Phase II Bond Award)



Phase II Design Document & Construction Estimate Board Approval (Completed)

Orange HS - November 19, 2020 Board Meeting

El Modena HS - October 15, 2020 Board Meeting

Villa Park HS - August 13, 2020 Board Meeting

Canyon HS - February 11, 2021 Board Meeting



**Board of Education**

Andrea Yamasaki, President

Kris Erickson, Vice-President

Ana Page, Clerk

John Ortega

Kathryn A. Moffat

Angie Schlueter-Rumsey

Rick Ledesma

Gunn Marie Hansen, Ph.D.

**Superintendent**

David A. Rivera

**Deputy Superintendent**

**Business Services**

Scott Harvey

**Senior Executive Director**

**Administrative Services**



Facilities & Planning Department

Measure S Bond Program

726 W. Collins Avenue

Orange, CA 92867

T: (714) 628-4500