



ORANGE UNIFIED SCHOOL DISTRICT

Measure S Bond Program

July 2022 Monthly Progress Report



PERIOD COVERED:

July 1-31, 2022

FISCAL YEAR

FY 2022-2023

PROGRESS REPORT NO.

PR-061-2022-061

PREPARED BY:

CUMMING
Building Value Through Expertise



TABLE OF CONTENTS

1.0 Executive Summary

1.1 Program Summary

1.2 Program Highlights/Key Milestones

1.3 Look Ahead (next 90 days)

2.0 Project Status Report

Canyon HS – Science Center

El Modena HS – Science Center

Orange HS – Utility Infrastructure (Increment # 1)

Orange HS – Science Center (Increment # 2)

Villa Park HS – Interim Housing & Science Center

3.0 Financial Report

3.1 Project Cost Estimate

- Budget vs Actuals with Vendor details per High School

3.2 Cash Flow Projections

4.0 Program Schedule Summary

4.1 Phase I Schedule Summary

4.2 Phase II Schedule Summary



1.0 EXECUTIVE SUMMARY

1.1 Program Summary

Division of State Architects (DSA) approval to establish Phase 1 design criteria completed as follows:

- (Completed) September 22, 2020 - El Modena HS Phase 1 Quad (04-119124)
- (Completed) October 24, 2019 - Villa Park HS New Parking and Drop Off (04-118521).
- (Completed) June 25, 2019 - Orange HS Custom Tensile Fabric Shade Structures (04-118351)
- (Completed) May 2, 2019 - Canyon HS Interim Modular Kitchen (04-118418)
- (Completed) January 31, 2019 - Canyon HS Science Center (04-117300)
- (Completed) November 6, 2018 - El Modena HS Science Center (04-117098)
- (Completed) August 16, 2018 - Villa Park HS Science Center (04-117022)
- (Completed) July 12, 2018 - Orange HS Science Center (Increment # 2) (04-116859)
- (Completed) April 10, 2018 - Orange HS Increment # 1 (Satellite Kitchen) (04-116673.2)
- (Completed) March 1, 2018 - Orange HS Increment #1 (Infrastructure Upgrades, Move Relocatable Buildings, Bus Drop-Off, Restroom Renovation Project) (04-116673.1)
- (Completed) February 7, 2018 - Villa Park HS Interim Housing (DSA Application #04-116788)

Phase 1 construction started (NTP) / completed, as follows:

- Construction Start - June 15, 2018 – Orange HS Site Infrastructure (Increment #1)
 - (Completed) June 28, 2019 – Orange HS Site Infrastructure (Increment #1) (04-116673.1)
- Construction Start January 7, 2019 – Villa Park HS (Interim Housing and Science Center)
 - (Completed) March 1, 2022 – Parking Lot Drop-Off (04-118521)
 - (Completed) March 17, 2022 – Interim Housing (04-116788)
- Construction Start February 18, 2019 – Orange HS Science Center (Increment #2)
 - (Completed) April 8, 2020 – Custom Tensile Fabric Shade Structure (04-118351)
 - (Completed) February 11, 2021 – Orange HS Science Center (04-116859)
- Construction Start April 2, 2019 – El Modena HS Science Center
- Construction Start June 12, 2019 – Canyon HS Interim Housing & Science Center
 - (Completed) August 7, 2020 – Interim Modular Kitchen (04-118418)

Division of State Architects (DSA) approval to establish Phase 2 design criteria as follows:

- Submitted on March 3, 2021 – Villa Park HS Phase 2 (04-119694)
 - (Completed) September 10, 2021.
- Submitted April 23, 2021 – El Modena HS Phase 2 (04-120032)
 - (Completed) May 6, 2022.
- Submitted May 26, 2021 – Orange HS Phase 2 (04-120151)
 - (Completed) January 25, 2022.
- Submitted August 17, 2021 – Canyon HS Phase 2 (04-120410)
 - (Completed) January 14, 2022.



Phase 2 construction started (NTP) / completed, as follows:

- Construction Start - September 23, 2021 – Orange HS Bldg. 300 Admin Swing Space (S2122-001C)
 - (Completed) March 1, 2022 – Orange HS Bldg. 300 Admin Swing Space (S2122-001C)

1.2 Program Highlights/Key Milestones

California Environmental Quality Act (CEQA) Compliance ACHIEVED on Phase 1 (as required by law):

- Villa Park HS Science Center – Notice of Exemption (Board approved on 9/20/18).
- Canyon HS Science Center – Notice of Exemption (Board approved on 7/26/18).
- Orange HS Science Center – Notice of Exemption (Board approved on 3/8/18).
- El Modena HS Science Center – Notice of Exemption (Board approved on 3/8/18).

California Environmental Quality Act (CEQA) Compliance ACHIEVED on Phase 2 (as required by law):

- Orange HS Phase 2 – Based on CEQA review, no new Notice of Exemption needed.
- Villa Park HS Phase 2 – Notice of Exemption (Board approved on 4/14/22).
- Canyon HS Phase 2 – Notice of Exemption (Board approved on 5/5/22).
- El Modena HS Phase 2 – Notice of Exemption (Board approved on 5/5/22).

Phase 2 Measure S Bond Project Development Update:

- As of July 31, 2022, at Canyon HS – Phase 2 (04-120410), Reviewing the demolition and site preparation of the modulares to be removed off site. Continuing to work with CannonDesign (Arch), Cordoba (CM), Program Management and District to finalize the specification format and put together the bid package
- As of July 31, 2022, at Orange HS - Phase 2 (04-120151), preparing re-bid package for Bid No. S2223-002, Orange HS 2-Story Classroom Student Services Building. Preparing bid package for 1st publication in September 2022.
- As of July 31, 2022, at Villa Park HS - Phase 2 (04-119694), preparing bid package for Bid No. S2223-001, Demolition of existing Building 500, New Type II-B, building 500, fully sprinklered, 2-Story, eighteen (18) general classroom building with staff lounge and meeting room, Accessibility upgrades to the existing Building 100/200, inclusive of accessibility upgrades to existing student restrooms only. Removal of existing stairs and lift. Installation of new stairs and elevator. Installation of new fences and gates to secure the Campus perimeter at Building 100/200 breezeways. Replace the storm drainage system. Bid package 1st publication on August 4, 2022.
- As of July 31, 2022, at El Modena HS - Phase 2 (04-120032), Reviewing the revised budget and working with the Architect for re-design to the budget for this project.

Program Wide Cash Flow Projection / Bond Issuance



- As of 07/31/22, the cash flow assessment outlining Phase I project completions, and Phase 2 bid and construction award projections, using the sale of the Series B Bond for Phase 2 projects.
- As of 07/31/22, the CBO outlines the Bond sale in June for the Board of Education, reflecting use of bond sale cash on accounts in June 2022.
 - Series B bids received May 10, 2022
 - Nine (9) bidders participated
 - JP Morgan was winning bidder @ 4.13%
 - Funds transferred to District on June 2, 2022.

Project Achievements:

On 07/21/22 Board approved David Rivera as the new Deputy Superintendent for the Orange Unified School District. All the signature documents for his signature will be change as of today.

On 07/21/22 Board approved **Change Order # 15** for **ANGELES** at **El Modena HS** in the amount of; **\$180,871.10 – 0 Calendar Days**, Additional Contract Time; Description: General Contractor costs based on Fourteen (14) PCO's: Six (6) Unforeseen Conditions, Three (3) Owner Requested and Five (5) Design Related changes.

On 07/21/22 Board approved **Work Authorization # 8 (FY22/23)** along with a contract **Amendment # 8** to **GAFCON** for FY22/23 construction management services from July 01, 2022 to November 30, 2022, needed at Canyon HS Science Center project, in the amount of **\$165,671** (which includes \$1,250 in reimbursable expense).

On 07/21/22 Board approved **Work Authorization # 8 (FY22/23)** along with a contract **Amendment # 8** to **CORDOBA** for FY22/23 construction management services from July 01, 2022 to September 30, 2022, needed at Villa Park HS Science Center project, in the amount of **\$61,425** (which includes \$0 in reimbursable expense).

As of 07/31/22, processing **payment application # 37** (May), for ACI (EMHS) reflecting **99%** paid overall completion, reflecting **514 calendar days** elapsed.

As of 07/31/22, processing **payment application # 39** (May), for ACI (VPHS) reflecting **99%** paid overall completion, reflecting **683 calendar days** elapsed.

As of 07/31/22, processing **payment application # 37** (June) for Swinerton (CHS) reflecting **97%** paid overall completion, reflecting **1,085 calendar days** elapsed.

1.3 Look Ahead (next 90 days)

Board of Education Agenda

August 18th



1. Recommend Board approval of **Elite Modular Leasing & Sales, Inc.** pursuant to Savanna School District competitive Bid 2021 District-Wide Contract for Purchase, Lease, Relocate, Dismantling, and Removal of Division of the State Architect (DSA) Approved portable building, Project SSPU, #40-04/2020-21, awarded to Elite Modular Leasing & Sales, Inc. on February 9, 2021, with extensions valid through February 8, 2023. The District is in need of a **one-year lease extension for one (1) relocatable building at Canyon High School (7/1/22-6/30/23)**. The relocatable unit will provide interim kitchen use for the school unit the Measure S STEM building project (Phase I) is completed. Due to on-going delays, additional time is needed on the lease agreement through the end of construction in 2022. Elite Modular Leasing & Sales has proposed a one-year lease extension in the amount of **\$30,131.00**. Staff has reviewed this pricing and has deemed the proposal to be reasonable and in alignment with the other modular utilized under the Savanna piggyback bid.
2. Recommend Board approval of **Elite Modular Leasing & Sales, Inc.** pursuant to Savanna School District competitive Bid 2021 District-Wide Contract for Purchase, Lease, Relocate, Dismantling, and Removal of Division of the State Architect (DSA) Approved portable building, Project SSPU, #40-04/2020-21, awarded to Elite Modular Leasing & Sales, Inc. on February 9, 2021, with extensions valid through February 8, 2023. The District is in need of a **two-year lease extension for nine (9) relocatable buildings and one (1) restroom relocatable building at Villa Park High School (2/23-1/25)**. The relocatable unit will provide classroom and restroom space for the Measure S STEM building project (Phase I) is until completed and through the start of the Phase 2 construction in 2022, until the end. Elite Modular Leasing & Sales has proposed a two-year lease extension in the amount of \$123,244.44 per year, for a **total of \$246,488.88**. Staff has reviewed this pricing and has deemed the proposal to be reasonable and in alignment with the other modular utilized under the Savanna piggyback bid.

Program Wide

- Orange HS Phase II –Revising the scope of work through Value Engineering and preparing a revised bid package for 1st publication in September 2022.
- Orange HS Bldg. 300 Admin Swing Space (Phase II) – Move Manager working with Orange HS principal and staff on the move into the administrative use of the interim swing space required during the construction of the new administration building (phase 2). Assist with any removal of surplus items and/or hazardous material items from the classrooms and campus.
- El Modena HS Science Center – Angeles Contractor (ACI) is completing substantial completion punch list items preparing for notice of completion.
- El Modena HS Phase II – HED (Architect of Record) received DSA approval of design, however, the construction estimate shows greater than 25% scope creep. Reviewing the Cordoba construction cost estimate received, which is over the construction estimate given to the Architect for design and the budget for this project. A revision to get design back within budget, needs to happen prior to proceeding



-
- Villa Park HS Interim Housing & Science Center – Angeles Contractor (ACI) is completing substantial completion punch list items preparing for notice of completion.
 - Villa Park HS Phase II – Purchasing Department preparing this project for Bid No. S2223-001 Villa Park HS Phase 2 New Classroom Bldg. & 100-200 Mod. The projected advertisement date is in August 2022.
 - Canyon HS Science Center – Swinerton Builders is finishing install of high-speed kitchen equipment, floor polished concrete, and other kitchen work to prepare for the Health Department inspection for August 17th, while completing punch list items for the Science Center building, preparing for substantial completion.
 - Canyon HS Phase II –CannonDesign (Architect of Record) working with District, Program Management and Cordoba (CM) to develop additional scope. CannonDesign and Purchasing Department finalizing the specification format and putting together the bid package.
 - Canyon HS Phase II –Move Manager to work with administrative staff/Principal on removing existing surplus furniture and cleanout of existing administrative areas vacated for the need to prep for Ph. 2.



2.0 PROJECT STATUS REPORT (PHASE 1)



Canyon High School
New STEM Building

CANYON HIGH SCHOOL
New STEM Building



EL MODENA SCIENCE CENTER
03.18.2017

Overall View

HED
12



Orange High School Science Center



ST VILLA PARK HIGH SCHOOL

LPA



CANYON HIGH SCHOOL

CANYON HS SCIENCE CENTER


- ✓ 12 Laboratory Rooms
- ✓ 12 General Classrooms
- ✓ Student Services
- ✓ New Food Services
- ✓ New Kitchen

- ✓ New Multi-Purpose Room Entry
- ✓ Parking Lot Improvements
- ✓ Infrastructure Upgrade and Improvements
- ✓ Landscape Improvements

Project Update (**Construction**):

- As of 07/30/22, Swinerton finishing install of high-speed kitchen equipment, floor polished concrete, and other kitchen work to prepare for the Health Department inspection for August 17th, while completing punch list items for the Science Center building, preparing for substantial completion.
- As of 07/31/22, The Move Manager coordinating the delivery of Kitchen office furniture with Swinerton. Lockers were delivered and installed into the kitchen area.
- As of 07/31/22, processing payment application # 37 (June) reflecting **97%** paid overall completion, reflecting **1,085 contract days** elapsed.

See Construction Photo's below:



Left to right: Various Interior kitchen work: concrete floor prep and finish coat (center photo), drywall and tape, ceiling access panels, equipment placed, tiled floors, doors and finishes.



EL MODENA HS SCIENCE CENTER


- ✓ 12 Laboratory Rooms
- ✓ 1 General Classrooms
- ✓ 2 Medically Fragile Classrooms

- ✓ Relocation of Campus MDF
- ✓ Technology & Utility Upgrade
- ✓ Landscape Improvements

Project Update (Close Out):

- As of 07/31/22, Angeles working on completing punch list items while preparing for substantial completion.
- As of 07/26/22, A Certificate of Substantial Completion was established and fully executed for S1819-005 El Modena HS Science Center project (04-117098).
- As of 07/31/22, processing payment application # 37 (May) reflecting 99% paid overall completion, reflecting 514 contract days elapsed.

See Construction Photo's below:



Left to right: Roof finish work, Roof ductwork, 2nd floor landing from staircase # 1 to landscape area, under grand staircase # 2 handrails being installed, under staircase # 1 safety handrail being installed.



Orange High School

"ONCE A PANTHER, ALWAYS A PANTHER"



ORANGE HS SCIENCE CENTER

- ✓ 12 Laboratory Rooms
- ✓ 1 General Classrooms

- ✓ New Panther Pavilion Plaza
- ✓ 2 Medically Fragile Classrooms

Project Update Increment # 2 – Science Center (**Completion**):

- As of 07/31/22, all issues have been finalized.

[See Completion Photo's below:](#)



Orange HS – Science Center STEM Building
(Dusk with lights)



VILLA PARK HIGH SCHOOL

SCHOOL OF EXCELLENCE



VILLA PARK HS SCIENCE CENTER




- ✓ 12 Laboratory Rooms
- ✓ 2 General Classrooms
- ✓ 2 Medically Fragile Classrooms

- ✓ Demolish existing building 300
- ✓ Install 10 New Portable Buildings

Project Update (Close Out):

- As of 07/31/22, Angeles working on completing punch list items while preparing for substantial completion.
- As of 07/31/22, Working on the DSA 310-N Notification of Requirement for Certification for Construction of 1-Science Classroom Building (04-117022), to complete all the DSA forms needed.
- As of 07/31/22, processing payment application # 39 (May) reflecting 99% paid overall completion, reflecting 683 contract days elapsed.

See Construction Photo's below:



Left to right: Exterior competed building, landscaping and bio-swale feature installed with exterior stairs and rail.

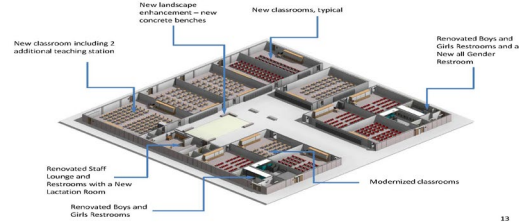


2.0 PROJECT STATUS REPORT (PHASE 2)



Canyon High School
Science Building Renovation

CANYON HIGH SCHOOL



13





CANYON HIGH SCHOOL

CANYON HS BUILDING MODERNIZATION

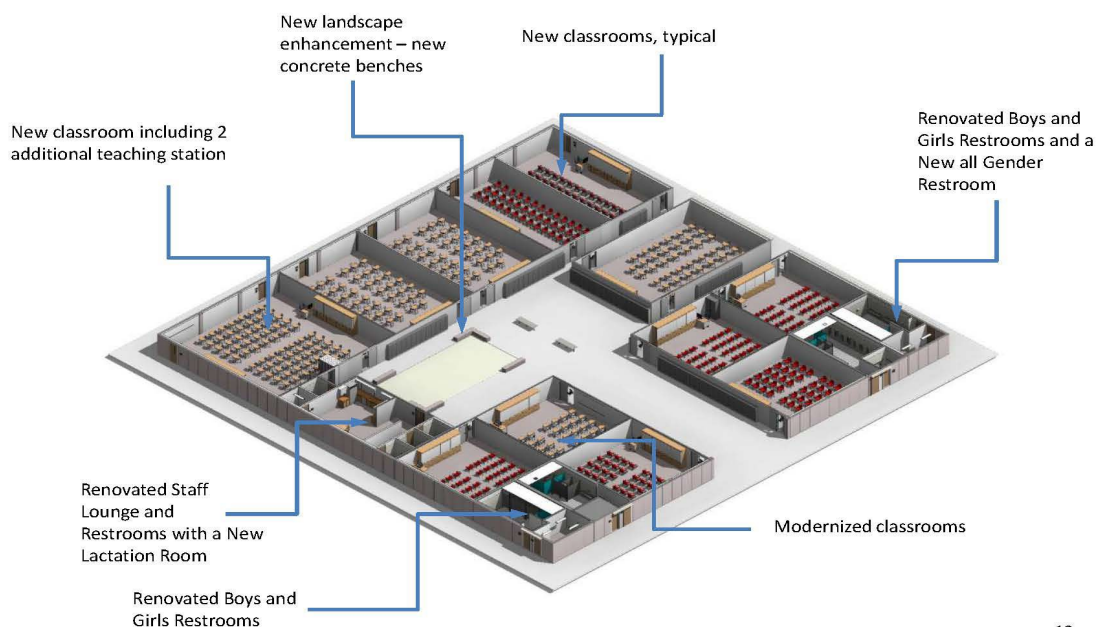
- | | |
|--|---|
| <ul style="list-style-type: none"> ✓ 10 Renovated Classrooms ✓ 2 Living Skills Classrooms ✓ Renovate Staff Lounge ✓ Renovated Restrooms ✓ New All Gender Restroom | <ul style="list-style-type: none"> ✓ New Landscape ✓ 100 Addition Parking Stalls ✓ 19 Portable classrooms removed ✓ Site improvements |
|--|---|

Project Update (Pre-Bid):

- As of 07/31/22, application (04-120410), originally accepted by DSA on 8/17/21, was design approved by DSA on 01/14/2022.
- As of 07/31/22, Reviewing the demolition and site preparation of the modulares to be removed off site. Continuing to work with CannonDesign (Architect), Cordoba (CM), Program Management and District to finalize the specification format and put together the bid package.

Construction Photo's will be shown below once started:

Canyon High School Science Building Renovation



Left to right: Existing Science Building renovation outlined



EL MODENA HS BUILDING MODERNIZATION

- ✓ All Classrooms Renovated
- ✓ 800 Building for Career Technical Education
- ✓ 2 New Elevators
- ✓ Expand Administration Building

- ✓ Enhanced Student Quad
- ✓ Technology & Utility Upgrade
- ✓ Accessibility Upgrades
- ✓ Secure entire campus

Project Update (**Pre-Bid**):

- As of 07/31/22, application (04-120032), accepted by DSA on 4/23/21, was design approved by DSA on 05/06/2022.
- As of 07/31/22, Reviewing the Cordoba (CM) construction cost estimate received, which is over the construction estimate given to HED (Architect) for design and the budget for this project. A revision to get design back within budget, is being worked on prior to proceeding.

Construction Photo's will be shown below once started:



Left to right: This is the HED (Architect) rendering of the expanded administrative entrance.



Orange High School

"ONCE A PANTHER, ALWAYS A PANTHER"



ORANGE HS NEW & BUILDING MODERNIZATION

- | | |
|--|---|
| ✓ New 2-Story Student Service/Admin/Classroom Building | ✓ New Panther Pavilion Plaza |
| ✓ Enhanced School Entrance (off Schaffer Avenue) | ✓ Technology & Utility Upgrade |
| ✓ 6 New General Classrooms | ✓ Demo of Administration/Classroom Building |

Project Update ([Pre-Bid](#)):

- As of 07/31/22, application (04-120151), originally accepted by DSA on 5/26/21, was design approved by DSA on 1/25/2022.
- As of 07/31/22, Bid No. S2122-002 Orange HS 2-Story Classroom Student Services Building, there was only one (1) bid received on 06/02/22, from Pinner Construction in the amount of \$26,928,000. This bid was higher than the advertised bid estimate and the bid was cancelled per Board action. Preparing a revised bid package for 1st publication in September 2022.

[Construction Photo's will be shown below once started:](#)



Orange HS – This is the Lionakis (Architect) rendering of the “Enhanced School Entrance” off Schaffer Avenue (at dusk with lights)



VILLA PARK HS NEW & BUILDING MODERNIZATION

- | | |
|-----------------------------------|-------------------------------------|
| ✓ New 2-Story Classroom Building | ✓ Demolish existing building 500 |
| ✓ 18 New General Classrooms | ✓ New Stairs and Elevator |
| ✓ New Staff Lounge & Meeting room | ✓ Utility & Accessibility Upgrades |
| ✓ New Storm Drain system | ✓ New Fences/Gates to Secure campus |

Project Update (**Bidding**):

- As of 07/31/22, application (04-119694), originally accepted by DSA on 03/03/21, was design approved by DSA on 09/10/2021.
- As of 07/31/22, preparing bid package for Bid No. S2223-001, Demolition of existing Building 500, New Type II-B, building 500, fully sprinklered, 2-Story, eighteen (18) general classroom building with staff lounge and meeting room, accessibility upgrades to the existing Building 100/200, inclusive of accessibility upgrades to existing student restrooms only. Removal of existing stairs and lift. Installation of new stairs and elevator. Installation of new fences and gates to secure the Campus perimeter at Building 100/200 breezeways. Replace the storm drainage system. Bid package 1st publication on **August 4, 2022**.

Construction Photo's will be shown below once started:



Left to right: This is the LPA (Architect) rendering of the “New 2-Story Classroom Building”, which also shows the stie enhancement outside of this new building.



3.0 FINANCIAL REPORT

3.1 Project Cost Estimate

Measure S Bond Program
Financial Report for July 2022

QSS Data thru 7/31/2022

	Budget	Contracted to Date	Expended to Date	Quarterly Expense Jul '22 - Sep '22	% Expended
PROGRAM					
Phase 1 - HS Science Center	\$182,084,594	\$167,485,322	\$161,127,451	\$160,041	88.49%
Phase 2	\$113,205,855	\$8,853,506	\$6,596,220	\$199,391	5.83%
TOTAL	\$295,290,449	\$176,338,828	\$167,723,671	\$359,432	56.80%
Canyon High School					
Phase 1 - HS Science Center	\$60,159,419	\$53,462,744	\$50,226,948	\$24,604	83.49%
Phase 2	\$14,313,495	\$1,041,188	\$877,275	\$16,395	6.13%
TOTAL	\$74,472,915	\$54,503,932	\$51,104,223	\$40,999	68.62%
El Modena High School					
Phase 1 - HS Science Center	\$38,537,823	\$36,698,270	\$35,255,861	\$106,611	91.48%
Phase 2	\$35,312,511	\$2,546,578	\$2,025,157	\$60,322	5.73%
TOTAL	\$73,850,334	\$39,244,848	\$37,281,018	\$166,933	50.48%
Orange High School					
Phase 1 - HS Science Center	\$46,822,421	\$42,149,004	\$42,106,916	\$14,187	89.93%
Phase 2	\$26,727,432	\$2,742,815	\$1,809,666	\$93,489	6.77%
TOTAL	\$73,549,854	\$44,891,819	\$43,916,582	\$107,676	59.71%
Villa Park High School					
Phase 1 - HS Science Center	\$36,564,930	\$35,175,304	\$33,537,726	\$14,640	91.72%
Phase 2	\$36,852,417	\$2,522,924	\$1,884,123	\$29,184	5.11%
TOTAL	\$73,417,347	\$37,698,228	\$35,421,848	\$43,824	48.25%



Measure S Bond Program
Financial Report for July 2022
Budget vs Actuals by School and Budget Category with Vendor Detail

QSS Data thru 7/31/2022

	Budget	Contracted to Date	Expended to Date	Quarterly Expense Jul '22 - Sep '22	% Expended
Canyon High School					
390-9520 Canyon HS Science Center (DSA 04-117300)					
1. Design Cost					
1.01 Architect					
UNCOMMITTED	\$16,688	\$0	\$0	\$0	
GKKWORKS CANNON DESIGN	\$3,122,050	\$3,122,050	\$3,087,465	\$0	98.89%
LIONAKIS	\$14,058	\$14,058	\$14,058	\$0	100.00%
	\$3,152,796	\$3,136,108	\$3,101,523	\$0	98.37%
2. Construction Cost					
2.01 Construction					
UNCOMMITTED	\$2	\$0	\$0	\$0	
SWINERTON BUILDERS	\$40,087,206	\$40,087,206	\$38,108,615	\$0	95.06%
	\$40,087,208	\$40,087,206	\$38,108,615	\$0	95.06%
2.02 OFCI & Other Construction					
UNCOMMITTED	\$379	\$0	\$0	\$0	
ACCO ENGINEERED SYSTEMS INC	\$236,785	\$236,785	\$236,785	\$0	100.00%
AMERICAN REPROGRAPHICS CO LLC	\$1,026	\$1,026	\$0	\$0	0.00%
ANIXTER	\$5,092	\$5,092	\$5,092	\$5,092	100.00%
CDW GOVERNMENT INC	\$82,283	\$82,283	\$82,283	\$0	100.00%
CITY OF ANAHEIM - ELECTRICAL ENGINEERING DIV	\$91,340	\$91,340	\$91,340	\$0	100.00%
DEVELOPMENT GROUP INC	\$100,594	\$100,594	\$94,646	\$0	94.09%
FLINN SCIENTIFIC INC	\$9,067	\$9,067	\$9,067	\$0	100.00%
INTER-PACIFIC INC	\$15,173	\$15,173	\$12,869	\$0	84.81%
THOMPSON ENGINEERING	\$22,792	\$22,792	\$0	\$0	0.00%
TURTLE STORAGE dba AMERICAN BICYCLE CO	\$7,597	\$7,597	\$7,597	\$0	100.00%
VWR INTERNATIONAL LLC	\$16,691	\$16,691	\$16,691	\$0	100.00%
WW GRAINGER INC	\$1,039	\$1,039	\$1,039	\$0	100.00%
	\$589,856	\$589,478	\$557,408	\$5,092	94.50%
3. Program and Construction Management					
3.01 Program Management Fees					
UNCOMMITTED	\$855,219	\$0	\$0	\$0	
CUMMING CONSTRUCTION MGMT INC	\$1,345,738	\$2,184,573	\$1,340,746	\$16,796	99.63%
	\$2,200,957	\$2,184,573	\$1,340,746	\$16,796	60.92%
3.02 Construction Management Fees					
UNCOMMITTED	\$9,563	\$0	\$0	\$0	
CORDOBA CORPORATION	\$87,479	\$87,479	\$87,479	\$0	100.00%
GAFCON INC	\$2,999,473	\$2,999,473	\$2,886,034	\$0	96.22%
	\$3,096,516	\$3,086,952	\$2,973,513	\$0	96.03%



Measure S Bond Program
Financial Report for July 2022
Budget vs Actuals by School and Budget Category with Vendor Detail

QSS Data thru 7/31/2022

	Budget	Contracted to Date	Expended to Date	Quarterly Expense Jul '22 - Sep '22	% Expended
4. Construction Support Costs					
4.02 Title, Environmental, Stormwater Management					
UNCOMMITTED	\$0	\$0	\$0	\$0	
CHICAGO TITLE COMPANY	\$750	\$750	\$750	\$0	100.00%
CITY OF ANAHEIM	\$2,524	\$2,524	\$2,524	\$0	100.00%
CITY OF ANAHEIM - WATER	\$3,082	\$3,082	\$3,082	\$0	100.00%
COUNTY OF ORANGE - ENVIRONMENTAL HEALTH	\$1,615	\$1,615	\$1,615	\$0	100.00%
ENVIRONMENTAL AUDIT INC	\$21,375	\$21,375	\$21,375	\$0	100.00%
STATE WATER RESOURCES CONTROL BOARD (SWRCB)	\$756	\$756	\$756	\$0	100.00%
	\$30,102	\$30,102	\$30,102	\$0	100.00%
4.03 Commissioning					
UNCOMMITTED	\$9,941	\$0	\$0	\$0	
P2S ENGINEERING INC	\$62,503	\$62,503	\$51,007	\$0	81.61%
	\$72,444	\$62,503	\$51,007	\$0	70.41%
4.05 DSA Review Fees					
UNCOMMITTED	\$76,626	\$0	\$0	\$0	
DIVISION OF STATE ARCHITECT	\$504,370	\$504,370	\$504,370	\$0	100.00%
	\$580,996	\$504,370	\$504,370	\$0	86.81%
4.06 Postage, Printing & Advertising					
UNCOMMITTED	\$2,860	\$0	\$0	\$0	
AMERICAN REPROGRAPHICS CO LLC	\$10,950	\$10,950	\$10,950	\$0	100.00%
SOUTHERN CALIFORNIA NEWS GROUP	\$2,605	\$2,605	\$2,605	\$0	100.00%
	\$16,415	\$13,555	\$13,555	\$0	82.58%
4.07 DSA Inspection (IOR)					
UNCOMMITTED	\$130,435	\$0	\$0	\$0	
KNOWLAND CONSTRUCTION SERVICES	\$463,432	\$463,432	\$419,672	\$0	90.56%
	\$593,867	\$463,432	\$419,672	\$0	70.67%
4.08 DSA Construction Phase Testing (LOR)					
UNCOMMITTED	\$76,995	\$0	\$0	\$0	
AMERICAN ENGINEERING LABORATORIES INC	\$570,876	\$570,876	\$518,799	\$665	90.88%
	\$647,871	\$570,876	\$518,799	\$665	80.08%
4.09 Relocation					
UNCOMMITTED	\$6,540	\$0	\$0	\$0	
Beltmann Group, Inc.	\$14,169	\$14,169	\$14,169	\$0	100.00%
NATIONAL CONSTRUCTION RENTALS	\$400	\$400	\$400	\$0	100.00%
REDBIRD FLIGHT SIMULATIONS	\$3,900	\$3,900	\$3,900	\$0	100.00%
ULINE INC	\$1,284	\$1,284	\$1,284	\$0	100.00%
	\$26,293	\$19,753	\$19,753	\$0	75.13%
4.11 Preliminary Testing (Hazmat, Topo, Geo, etc)					
UNCOMMITTED	\$0	\$0	\$0	\$0	



Measure S Bond Program
Financial Report for July 2022
Budget vs Actuals by School and Budget Category with Vendor Detail

QSS Data thru 7/31/2022

	Budget	Contracted to Date	Expended to Date	Quarterly Expense Jul '22 - Sep '22	% Expended
C BELOW SUBSURFACE IMAGING (Subsurface Investigation)	\$8,445	\$8,445	\$8,445	\$0	100.00%
CALIFORNIA GEOLOGICAL SURVEY (Geology and Seismology Review)	\$3,600	\$3,600	\$3,600	\$0	100.00%
ENVIRONMENTAL NETWORK CORPORATION	\$30,138	\$30,138	\$20,193	\$0	67.00%
HARRINGTON GEOTECHNICAL ENGINEERING INC (Geotechnical Soils Investigation)	\$13,500	\$13,500	\$13,500	\$0	100.00%
PROVENCER, GEORGE (dba PROVO ENGINEERING)	\$720	\$720	\$720	\$0	100.00%
RMA GROUP (dba SITSCAN)	\$26,103	\$26,103	\$26,103	\$0	100.00%
XICOTENCATL ENRIQUE SALAZAR	\$20,100	\$20,100	\$20,100	\$0	100.00%
	\$102,605	\$102,605	\$92,660	\$0	90.31%
4.12 Utility Connection Fees (Local Permits)					
UNCOMMITTED	\$0	\$0	\$0	\$0	
AT&T	\$5,302	\$5,302	\$5,302	\$0	100.00%
CITY OF ANAHEIM - ELECTRICAL ENGINEERING DIV	\$1,831	\$1,831	\$1,831	-\$925	100.00%
CROWN CASTLE INTERNATIONAL	\$6,455	\$6,455	\$6,455	\$0	100.00%
SOUTHERN CALIFORNIA GAS CO	\$2,445	\$2,445	\$2,445	\$0	100.00%
	\$16,034	\$16,034	\$16,034	-\$925	100.00%
4.13 FF&E (Laboratory Tables and Chairs, other)					
UNCOMMITTED	\$52	\$0	\$0	\$0	
AMS.NET	\$14,485	\$14,485	\$14,485	\$0	100.00%
ARROW RESTAURANT EQUIPMENT	\$11,559	\$11,559	\$11,559	\$0	100.00%
CAROLINA BIOLOGICAL SUPPLY	\$18,896	\$18,896	\$1,869	\$0	9.89%
FISHER SCIENCE EDUCATION	\$36,200	\$36,200	\$36,200	\$0	100.00%
FLINN SCIENTIFIC INC	\$8,028	\$8,028	\$8,028	\$0	100.00%
GORM	\$15,376	\$15,376	\$6,701	\$0	43.58%
HILLYARD INC	\$10,616	\$10,616	\$9,910	\$0	93.35%
SIERRA SCHOOL EQUIPMENT COMPANY	\$883,831	\$883,831	\$850,774	\$0	96.26%
VWR INTERNATIONAL LLC	\$9,486	\$9,486	\$9,486	\$0	100.00%
WW GRAINGER INC	\$1,881	\$1,881	\$1,881	\$0	100.00%
	\$1,010,409	\$1,010,357	\$950,892	\$0	94.11%
4.15 Miscellaneous Fees					
UNCOMMITTED	\$114,979	\$0	\$0	\$0	
OUSD COST OF INTEREST DISTRIBUTION	\$0	\$0	\$1	\$0	
	\$114,979	\$0	\$1	\$0	0.00%
5. Contingency					
5.01 Construction Contingency					
UNCOMMITTED	\$1,099,235	\$0	\$0	\$0	
	\$1,099,235	\$0	\$0	\$0	0.00%
5.02 Project Contingency					
UNCOMMITTED	\$5,118,356	\$0	\$0	\$0	
	\$5,118,356	\$0	\$0	\$0	0.00%



Measure S Bond Program
Financial Report for July 2022
Budget vs Actuals by School and Budget Category with Vendor Detail

QSS Data thru 7/31/2022

	Budget	Contracted to Date	Expended to Date	Quarterly Expense Jul '22 - Sep '22	% Expended
Total 390-9520 Canyon HS Science Center (DSA 04-117300)	\$58,556,936	\$51,877,903	\$48,698,648	\$21,629	83.16%
390-9520 Canyon HS Unallocated Funds F21					
4. Construction Support Costs					
4.15 Miscellaneous Fees					
UNCOMMITTED	\$0	\$0	\$0	\$0	
OUSD COST OF INTEREST DISTRIBUTION	\$0	\$0	\$96,044	\$0	
	\$0	\$0	\$96,044	\$0	
Total 390-9520 Canyon HS Unallocated Funds F21	\$0	\$0	\$96,044	\$0	
390-0000 Canyon HS IP Surveillance Camera and Systems					
4. Construction Support Costs					
4.13 FF&E (Laboratory Tables and Chairs, other)					
UNCOMMITTED	\$0	\$0	\$0	\$0	
CDW GOVERNMENT INC	\$29,337	\$29,337	\$29,337	\$0	100.00%
DIGITAL NETWORKS GROUP INC (F/I IP Camera Software)	\$7,093	\$7,093	\$7,093	\$0	100.00%
INTER-PACIFIC INC	\$18,163	\$18,163	\$18,163	\$0	100.00%
	\$54,593	\$54,593	\$54,593	\$0	100.00%
Total 390-0000 Canyon HS IP Surveillance Camera and Systems	\$54,593	\$54,593	\$54,593	\$0	100.00%
390-9520 Canyon HS Interim Kitchen (DSA 04-118418)					
1. Design Cost					
1.01 Architect					
UNCOMMITTED	\$0	\$0	\$0	\$0	
GKKWORKS CANNON DESIGN	\$119,620	\$119,620	\$85,000	\$2,975	71.06%
	\$119,620	\$119,620	\$85,000	\$2,975	71.06%
2. Construction Cost					
2.01 Construction					
UNCOMMITTED	\$0	\$0	\$0	\$0	
SWINERTON BUILDERS	\$1,053,557	\$1,053,557	\$1,048,571	\$0	99.53%
	\$1,053,557	\$1,053,557	\$1,048,571	\$0	99.53%
2.02 OFCI and Other Construction					
UNCOMMITTED	\$10	\$0	\$0	\$0	
E.R.E.S. ENTERPRISES INC DBA ECONOMY RESTAURANT EQUIP	\$49,721	\$49,721	\$49,721	\$0	100.00%
THE DICKLER CORPORATION DBA CHEFS TOYS	\$109,449	\$109,449	\$109,449	\$0	100.00%
	\$159,180	\$159,170	\$159,170	\$0	99.99%



Measure S Bond Program
Financial Report for July 2022
Budget vs Actuals by School and Budget Category with Vendor Detail

QSS Data thru 7/31/2022

	Budget	Contracted to Date	Expended to Date	Quarterly Expense Jul '22 - Sep '22	% Expended
4. Construction Support Costs					
4.01 Rental					
UNCOMMITTED	\$0	\$0	\$0	\$0	
ELITE MODULAR LEASING & SALES INC	\$161,864	\$161,864	\$144,929	\$0	89.54%
	\$161,864	\$161,864	\$144,929	\$0	89.54%
4.05 DSA Review Fees					
UNCOMMITTED	\$0	\$0	\$0	\$0	
DIVISION OF STATE ARCHITECT	\$15,812	\$15,812	\$15,812	\$0	100.00%
	\$15,812	\$15,812	\$15,812	\$0	100.00%
4.07 DSA Inspection (IOR)					
UNCOMMITTED	\$9,416	\$0	\$0	\$0	
KNOWLAND CONSTRUCTION SERVICES	\$61,688	\$61,688	\$61,688	\$0	100.00%
	\$71,104	\$61,688	\$61,688	\$0	86.76%
4.08 DSA Construction Phase Testing (LOR)					
UNCOMMITTED	\$7,881	\$0	\$0	\$0	
AMERICAN ENGINEERING LABORATORIES INC	\$9,219	\$9,219	\$9,219	\$0	100.00%
	\$17,100	\$9,219	\$9,219	\$0	53.91%
4.11 Preliminary Testing (Hazmat, Topo, Geo, etc)					
UNCOMMITTED	\$0	\$0	\$0	\$0	
ENVIRONMENTAL NETWORK CORPORATION	\$3,910	\$3,910	\$3,910	\$0	100.00%
	\$3,910	\$3,910	\$3,910	\$0	100.00%
Total 390-9520 Canyon HS Interim Kitchen (DSA 04-118418)	\$1,602,483	\$1,584,841	\$1,528,300	\$2,975	95.37%
390-9520 Canyon HS Phase II (DSA 04-120410)					
1. Design Cost					
1.01 Architect					
UNCOMMITTED	\$0	\$0	\$0	\$0	
GKKWORKS CANNON DESIGN	\$686,493	\$686,493	\$492,188	\$0	71.70%
	\$686,494	\$686,493	\$492,188	\$0	71.70%
1.02 AE Design Contingency					
UNCOMMITTED	\$44,000	\$0	\$0	\$0	
GKKWORKS CANNON DESIGN	\$0	\$44,000	\$0	\$0	
	\$44,000	\$44,000	\$0	\$0	0.00%
3. Program and Construction Management					
3.01 Program Management Fees					
UNCOMMITTED	\$140,208	\$0	\$0	\$0	
CUMMING CONSTRUCTION MGMT INC	\$67,362	\$67,362	\$60,673	\$8,139	90.07%
	\$207,570	\$67,362	\$60,673	\$8,139	29.23%
3.02 Construction Management Fees					



Measure S Bond Program
Financial Report for July 2022
Budget vs Actuals by School and Budget Category with Vendor Detail

QSS Data thru 7/31/2022

	Budget	Contracted to Date	Expended to Date	Quarterly Expense Jul '22 - Sep '22	% Expended
UNCOMMITTED	\$331,535	\$0	\$0	\$0	
CORDOBA CORPORATION	\$92,342	\$92,342	\$92,342	\$6,974	100.00%
	\$423,877	\$92,342	\$92,342	\$6,974	21.79%
4. Construction Support Costs					
4.02 Title, Environmental, Stormwater Management					
UNCOMMITTED	\$0	\$0	\$0	\$0	
ENVIRONMENTAL AUDIT INC	\$7,590	\$7,590	\$4,151	\$1,283	54.69%
	\$7,590	\$7,590	\$4,151	\$1,283	54.69%
4.03 Commissioning					
UNCOMMITTED	\$0	\$0	\$0	\$0	
P2S ENGINEERING INC	\$4,329	\$4,329	\$3,600	\$0	83.16%
	\$4,329	\$4,329	\$3,600	\$0	83.16%
4.05 DSA Review Fees					
UNCOMMITTED	\$0	\$0	\$0	\$0	
DIVISION OF STATE ARCHITECT	\$57,640	\$57,640	\$57,640	\$0	100.00%
	\$57,640	\$57,640	\$57,640	\$0	100.00%
4.06 Postage, Printing & Advertising					
UNCOMMITTED	\$7,000	\$0	\$0	\$0	
AMERICAN REPROGRAPHICS CO LLC	\$0	\$0	\$0	\$0	
SOUTHERN CALIFORNIA NEWS GROUP	\$3,500	\$3,500	\$0	\$0	0.00%
	\$10,500	\$3,500	\$0	\$0	0.00%
4.11 Preliminary Testing (Hazmat, Topo, Geo, etc)					
UNCOMMITTED	\$250,511	\$0	\$0	\$0	
ENVIRONMENTAL NETWORK CORPORATION	\$19,515	\$19,515	\$12,220	\$0	62.62%
XICOTENCATL ENRIQUE SALAZAR	\$3,825	\$3,825	\$3,825	\$0	100.00%
	\$273,851	\$23,340	\$16,045	\$0	5.86%
4.15 Miscellaneous Fees					
UNCOMMITTED	\$1,147,554	\$0	\$0	\$0	
	\$1,147,554	\$0	\$0	\$0	0.00%
Total 390-9520 Canyon HS Phase II (DSA 04-120410)	\$14,258,903	\$986,596	\$726,638	\$16,395	5.10%

Canyon High School	\$74,472,915	\$54,503,932	\$51,104,223	\$40,999	68.62%
El Modena High School					

391-0000 El Modena HS IP Surveillance Camera and Systems

4. Construction Support Costs

4.13 FF&E (Laboratory Tables and Chairs, other)

UNCOMMITTED	\$0	\$0	\$0	\$0	
CDW GOVERNMENT INC	\$39,388	\$39,388	\$39,388	\$0	100.00%



Measure S Bond Program
Financial Report for July 2022
Budget vs Actuals by School and Budget Category with Vendor Detail

QSS Data thru 7/31/2022

	Budget	Contracted to Date	Expended to Date	Quarterly Expense Jul '22 - Sep '22	% Expended
DIGITAL NETWORKS GROUP INC (F/I IP Camera Software)	\$11,719	\$11,719	\$11,719	\$0	100.00%
INTER-PACIFIC INC	\$30,073	\$30,073	\$30,073	\$0	100.00%
	\$81,179	\$81,179	\$81,179	\$0	100.00%
Total 391-0000 EI Modena HS IP Surveillance Camera and Systems	\$81,179	\$81,179	\$81,179	\$0	100.00%
391-9520 EI Modena HS Science Center (DSA 04-117098)					
1. Design Cost					
1.01 Architect					
UNCOMMITTED	\$0	\$0	\$0	\$0	
HARLEY ELLIS DEVEREAUX	\$2,503,304	\$2,503,304	\$2,479,736	\$7,350	99.06%
LIONAKIS	\$14,059	\$14,059	\$14,059	\$0	100.00%
	\$2,517,363	\$2,517,363	\$2,493,795	\$7,350	99.06%
2. Construction Cost					
2.01 Construction					
UNCOMMITTED	\$4	\$0	\$0	\$0	
ANGELES CONTRACTOR, INC	\$27,016,193	\$27,016,193	\$25,755,046	\$0	95.33%
	\$27,016,197	\$27,016,193	\$25,755,046	\$0	95.33%
2.02 OFCI and Other Construction					
UNCOMMITTED	\$7,323	\$0	\$0	\$0	
ACCO ENGINEERED SYSTEMS INC	\$355,544	\$355,544	\$355,544	\$0	100.00%
AMERICAN REPROGRAPHICS CO LLC	\$0	\$0	\$0	\$0	
ANIXTER	\$5,092	\$5,092	\$5,092	\$5,092	100.00%
ARROW RESTAURANT EQUIPMENT	\$14,213	\$14,213	\$14,213	\$0	100.00%
CAROLINA BIOLOGICAL SUPPLY	\$25,611	\$25,611	\$20,052	\$0	78.29%
DEVELOPMENT GROUP INC	\$54,520	\$54,520	\$54,520	\$0	100.00%
FAIR PLAY SCOREBOARDS	\$17,694	\$17,694	\$17,694	\$0	100.00%
FISHER SCIENCE EDUCATION	\$25,951	\$25,951	\$25,951	\$0	100.00%
FLINN SCIENTIFIC INC	\$12,970	\$12,970	\$12,970	\$0	100.00%
PROFESSIONAL TURF SPECIALTIES	\$23,460	\$23,460	\$23,460	\$0	100.00%
WW GRAINGER INC	\$4,081	\$4,081	\$4,081	\$0	100.00%
	\$546,461	\$539,138	\$533,579	\$5,092	97.64%
3. Program and Construction Management					
3.01 Program Management Fees					
UNCOMMITTED	\$20,607	\$0	\$0	\$0	
CUMMING CONSTRUCTION MGMT INC	\$1,487,510	\$1,487,510	\$1,450,600	\$59,190	97.52%
	\$1,508,117	\$1,487,510	\$1,450,600	\$59,190	96.19%
3.02 Construction Management Fees					
UNCOMMITTED	\$100,748	\$0	\$0	\$0	



Measure S Bond Program
Financial Report for July 2022
Budget vs Actuals by School and Budget Category with Vendor Detail

QSS Data thru 7/31/2022

	Budget	Contracted to Date	Expended to Date	Quarterly Expense Jul '22 - Sep '22	% Expended
ARCADIS U.S. INC	\$2,251,362	\$2,251,362	\$2,251,362	\$0	100.00%
CORDOBA CORPORATION	\$90,336	\$90,336	\$90,336	\$0	100.00%
	\$2,442,445	\$2,341,698	\$2,341,698	\$0	95.88%
4. Construction Support Costs					
4.02 Title, Environmental, Stormwater Management					
UNCOMMITTED	\$0	\$0	\$0	\$0	
CHICAGO TITLE COMPANY	\$1,500	\$1,500	\$1,500	\$0	100.00%
CITY OF ORANGE (PUBLIC WORKS)	\$71	\$71	\$71	\$0	100.00%
CITY OF ORANGE (WATER DIVISION)	\$10,942	\$10,942	\$10,942	\$0	100.00%
ENVIRONMENTAL AUDIT INC	\$8,548	\$8,548	\$8,548	\$0	100.00%
OUSD COST OF INTEREST DISTRIBUTION	\$0	\$0	\$1	\$0	
	\$21,060	\$21,060	\$21,061	\$0	100.00%
4.03 Commissioning					
UNCOMMITTED	\$6,210	\$0	\$0	\$0	
P2S ENGINEERING INC	\$30,459	\$30,459	\$29,169	\$0	95.76%
	\$36,670	\$30,459	\$29,169	\$0	79.54%
4.05 DSA Review Fees					
UNCOMMITTED	\$0	\$0	\$0	\$0	
DIVISION OF STATE ARCHITECT	\$306,338	\$306,338	\$306,338	\$0	100.00%
	\$306,338	\$306,338	\$306,338	\$0	100.00%
4.06 Postage, Printing & Advertising					
UNCOMMITTED	\$955	\$0	\$0	\$0	
AMERICAN REPROGRAPHICS CO LLC	\$19,155	\$19,155	\$19,155	\$0	100.00%
SOUTHERN CALIFORNIA NEWS GROUP	\$2,024	\$2,024	\$2,024	\$0	100.00%
	\$22,134	\$21,179	\$21,179	\$0	95.69%
4.07 DSA Inspection (IOR)					
UNCOMMITTED	\$1	\$0	\$0	\$0	
BPI INSPECTION SERVICE	\$729,569	\$729,569	\$705,284	\$17,100	96.67%
	\$729,570	\$729,569	\$705,284	\$17,100	96.67%
4.08 DSA Construction Phase Testing (LOR)					
UNCOMMITTED	\$1	\$0	\$0	\$0	
KOURY ENGINEERING & TESTING INC (Geotechnical Engineering)	\$815,337	\$815,337	\$805,029	\$0	98.74%
	\$815,338	\$815,337	\$805,029	\$0	98.74%
4.09 Relocation					
UNCOMMITTED	\$2,449	\$0	\$0	\$0	
Beltmann Group, Inc.	\$5,130	\$5,130	\$5,129	\$0	99.98%
ULINE INC	\$1,586	\$1,586	\$1,586	\$0	100.00%
	\$9,164	\$6,715	\$6,715	\$0	73.27%
4.11 Preliminary Testing (Hazmat, Topo, Geo, etc)					



Measure S Bond Program
Financial Report for July 2022
Budget vs Actuals by School and Budget Category with Vendor Detail

QSS Data thru 7/31/2022

	Budget	Contracted to Date	Expended to Date	Quarterly Expense Jul '22 - Sep '22	% Expended
UNCOMMITTED	\$14,419	\$0	\$0	\$0	
ALLEGIAN FIRE PROTECTION INC	\$525	\$525	\$525	\$0	100.00%
CALIFORNIA GEOLOGICAL SURVEY (Geology and Seismology Review)	\$3,600	\$3,600	\$3,600	\$0	100.00%
ENVIRONMENTAL NETWORK CORPORATION	\$14,132	\$14,132	\$14,132	\$0	100.00%
HARLEY ELLIS DEVEREAUX	\$14,908	\$14,908	\$14,908	\$0	100.00%
NINYO & MOORE	\$29,771	\$29,771	\$29,771	\$0	100.00%
PCA ARBORISTS & CONSULTANTS INC	\$1,569	\$1,569	\$1,569	\$0	100.00%
THE CONVERSE PROFESSIONAL GROUP (Soils Investigation)	\$30,640	\$30,640	\$30,640	\$0	100.00%
	\$109,564	\$95,145	\$95,145	\$0	86.84%
4.12 Utility Connection Fees (Local Permits)					
UNCOMMITTED	\$0	\$0	\$0	\$0	
DIVISION OF STATE ARCHITECT	\$0	\$0	\$0	\$0	
SOUTHERN CALIFORNIA EDISON	\$3,665	\$3,665	\$3,665	\$0	100.00%
STATE WATER RESOURCES CONTROL BOARD (SWRCB)	\$1,593	\$1,593	\$1,593	\$0	100.00%
	\$5,258	\$5,258	\$5,258	\$0	100.00%
4.13 FF&E (Laboratory Tables and Chairs, other)					
UNCOMMITTED	\$16,353	\$0	\$0	\$0	
AMS.NET	\$3,754	\$3,754	\$3,754	\$0	100.00%
CDW GOVERNMENT INC	\$64,325	\$64,325	\$64,325	\$0	100.00%
FISHER SCIENCE EDUCATION	\$5,827	\$5,827	\$5,827	\$0	100.00%
FLINN SCIENTIFIC INC	\$2,081	\$2,081	\$2,081	\$0	100.00%
GORM	\$10,695	\$10,695	\$10,695	\$4,519	100.00%
HILLYARD INC	\$9,910	\$9,910	\$9,910	\$9,910	100.00%
INTER-PACIFIC INC	\$9,256	\$9,256	\$9,256	\$0	100.00%
SIERRA SCHOOL EQUIPMENT COMPANY	\$516,146	\$516,146	\$516,146	\$3,450	100.00%
TURTLE STORAGE dba AMERICAN BICYCLE CO	\$6,314	\$6,314	\$6,314	\$0	100.00%
VWR INTERNATIONAL LLC	\$47,922	\$47,922	\$47,922	\$0	100.00%
	\$692,583	\$676,229	\$676,229	\$17,879	97.64%
4.15 Miscellaneous Fees					
UNCOMMITTED	\$66,804	\$0	\$0	\$0	
	\$66,804	\$0	\$0	\$0	0.00%
5. Contingency					
5.01 Construction Contingency					
UNCOMMITTED	\$1,283,602	\$0	\$0	\$0	
	\$1,283,602	\$0	\$0	\$0	0.00%
5.02 Project Contingency					
UNCOMMITTED	\$320,078	\$0	\$0	\$0	
	\$320,078	\$0	\$0	\$0	0.00%



Measure S Bond Program
Financial Report for July 2022
Budget vs Actuals by School and Budget Category with Vendor Detail

QSS Data thru 7/31/2022

	Budget	Contracted to Date	Expended to Date	Quarterly Expense Jul '22 - Sep '22	% Expended
Total 391-9520 El Modena HS Science Center (DSA 04-117098)	\$38,448,747	\$36,609,193	\$35,246,125	\$106,611	91.67%
391-9520 El Modena HS Phase II (DSA 04-120032)					
1. Design Cost					
1.01 Architect					
UNCOMMITTED	\$1	\$0	\$0	\$0	
HARLEY ELLIS DEVEREAUX	\$1,918,220	\$1,918,220	\$1,371,622	\$8,081	71.50%
	\$1,918,221	\$1,918,220	\$1,371,622	\$8,081	71.50%
3. Program and Construction Management					
3.01 Program Management Fees					
UNCOMMITTED	\$67,887	\$0	\$0	\$0	
CUMMING CONSTRUCTION MGMT INC	\$131,724	\$131,724	\$119,820	\$15,620	90.96%
	\$199,612	\$131,724	\$119,820	\$15,620	60.03%
3.02 Construction Management Fees					
UNCOMMITTED	\$381,068	\$0	\$0	\$0	
CORDOBA CORPORATION	\$135,335	\$135,335	\$135,335	\$36,622	100.00%
	\$516,403	\$135,335	\$135,335	\$36,622	26.21%
4. Construction Support Costs					
4.02 Title, Environmental, Stormwater Management					
UNCOMMITTED	\$0	\$0	\$0	\$0	
ENVIRONMENTAL AUDIT INC	\$7,590	\$7,590	\$2,728	\$0	35.94%
	\$7,590	\$7,590	\$2,728	\$0	35.94%
4.03 Commissioning					
UNCOMMITTED	\$0	\$0	\$0	\$0	
P2S ENGINEERING INC	\$11,890	\$11,890	\$11,100	\$0	93.36%
	\$11,890	\$11,890	\$11,100	\$0	93.36%
4.05 DSA Review Fees					
UNCOMMITTED	\$0	\$0	\$0	\$0	
DIVISION OF STATE ARCHITECT	\$212,750	\$212,750	\$212,750	\$0	100.00%
	\$212,750	\$212,750	\$212,750	\$0	100.00%
4.06 Postage, Printing & Advertising					
UNCOMMITTED	\$7,500	\$0	\$0	\$0	
AMERICAN REPROGRAPHICS CO LLC	\$0	\$0	\$0	\$0	
SOUTHERN CALIFORNIA NEWS GROUP	\$3,500	\$3,500	\$0	\$0	0.00%
	\$11,000	\$3,500	\$0	\$0	0.00%
4.09 Relocation					
UNCOMMITTED	\$6,000	\$0	\$0	\$0	
Beltmann Group, Inc.	\$0	\$0	\$0	\$0	
	\$6,000	\$0	\$0	\$0	0.00%



Measure S Bond Program
Financial Report for July 2022
Budget vs Actuals by School and Budget Category with Vendor Detail

QSS Data thru 7/31/2022

	Budget	Contracted to Date	Expended to Date	Quarterly Expense Jul '22 - Sep '22	% Expended
4.11 Preliminary Testing (Hazmat, Topo, Geo, etc)					
UNCOMMITTED	\$24,060	\$0	\$0	\$0	
ARMSTRONG & BROOKS CONSULTING ENG	\$4,940	\$4,940	\$4,940	\$0	100.00%
GROUP DELTA CONSULTANTS INC	\$17,100	\$17,100	\$10,004	\$0	58.50%
KOURY ENGINEERING & TESTING INC (Geotechnical Engineering)	\$22,350	\$22,350	\$22,350	\$0	100.00%
	\$68,450	\$44,390	\$37,294	\$0	54.48%
4.15 Miscellaneous Fees					
UNCOMMITTED	\$346,556	\$0	\$0	\$0	
	\$346,556	\$0	\$0	\$0	0.00%
5. Contingency					
5.02 Project Contingency					
UNCOMMITTED	\$31,932,860	\$0	\$0	\$0	
	\$31,932,860	\$0	\$0	\$0	0.00%
Total 391-9520 El Modena HS Phase II (DSA 04-120032)	\$35,231,331	\$2,465,399	\$1,890,648	\$60,322	5.37%
391-9520 El Modena HS Quad Shade Structures (DSA 04-119124)					
1. Design Cost					
1.01 Architect					
UNCOMMITTED	\$0	\$0	\$0	\$0	
HARLEY ELLIS DEVEREAUX	\$79,340	\$79,340	\$0	\$0	0.00%
	\$79,340	\$79,340	\$0	\$0	0.00%
4. Construction Support Costs					
4.05 DSA Review Fees					
UNCOMMITTED	\$0	\$0	\$0	\$0	
DIVISION OF STATE ARCHITECT	\$9,650	\$9,650	\$9,650	\$0	100.00%
	\$9,650	\$9,650	\$9,650	\$0	100.00%
4.06 Postage, Printing & Advertising					
UNCOMMITTED	\$0	\$0	\$0	\$0	
AMERICAN REPROGRAPHICS CO LLC	\$86	\$86	\$86	\$0	100.00%
	\$86	\$86	\$86	\$0	100.00%
Total 391-9520 El Modena HS Quad Shade Structures (DSA 04-119124)	\$89,076	\$89,076	\$9,736	\$0	10.93%
391-9520 El Modena HS Unallocated Funds F21					
4. Construction Support Costs					
4.15 Miscellaneous Fees					
UNCOMMITTED	\$0	\$0	\$0	\$0	



Measure S Bond Program
Financial Report for July 2022
Budget vs Actuals by School and Budget Category with Vendor Detail

QSS Data thru 7/31/2022

	Budget	Contracted to Date	Expended to Date	Quarterly Expense Jul '22 - Sep '22	% Expended
OUSD COST OF INTEREST DISTRIBUTION	\$0	\$0	\$53,330	\$0	
	\$0	\$0	\$53,330	\$0	
Total 391-9520 El Modena HS Unallocated Funds F21	\$0	\$0	\$53,330	\$0	
El Modena High School	\$73,850,334	\$39,244,848	\$37,281,018	\$166,933	50.48%
Orange High School					
392-0000 Orange HS IP Surveillance Camera and Systems					
4. Construction Support Costs					
4.13 FF&E (Laboratory Tables and Chairs, other)					
UNCOMMITTED	\$0	\$0	\$0	\$0	
CDW GOVERNMENT INC	\$53,662	\$53,662	\$53,662	\$0	100.00%
DIGITAL NETWORKS GROUP INC (F/I IP Camera Software)	\$13,569	\$13,569	\$13,569	\$0	100.00%
INTER-PACIFIC INC	\$34,837	\$34,837	\$34,837	\$0	100.00%
	\$102,068	\$102,068	\$102,068	\$0	100.00%
Total 392-0000 Orange HS IP Surveillance Camera and Systems	\$102,068	\$102,068	\$102,068	\$0	100.00%
392-9520 Orange HS Science Bldg (DSA 04-116859)					
1. Design Cost					
1.01 Architect					
UNCOMMITTED	\$1	\$0	\$0	\$0	
LIONAKIS	\$1,823,594	\$1,823,594	\$1,823,594	\$0	100.00%
	\$1,823,595	\$1,823,594	\$1,823,594	\$0	100.00%
2. Construction Cost					
2.01 Construction					
UNCOMMITTED	\$1	\$0	\$0	\$0	
GIANNELLI ELECTRIC INC	\$14,878	\$14,878	\$14,878	\$0	100.00%
INTEGRATED DEMOLITION AND REMEDIATION (Abatement and Demolition)	\$44,800	\$44,800	\$44,800	\$0	100.00%
J & A FENCE (Custodial Storage Fencing)	\$0	\$0	\$0	\$0	
KYA SERVICES LLC (Install Carpet)	\$0	\$0	\$0	\$0	
OLESH, KEITH (Termite Services)	\$0	\$0	\$0	\$0	
PINNER CONSTRUCTION	\$27,190,987	\$27,190,987	\$27,190,987	\$0	100.00%
SOUTHERN CALIFORNIA NEWS GROUP	\$0	\$0	\$0	\$0	
TIME & ALARM SYSTEMS	\$3,100	\$3,100	\$3,100	\$0	100.00%
UNIVERSAL ASPHALT CO (Remove and Patch Asphalt)	\$6,830	\$6,830	\$6,830	\$0	100.00%
	\$27,260,596	\$27,260,595	\$27,260,595	\$0	100.00%
2.02 OFCI and Other Construction					



Measure S Bond Program
Financial Report for July 2022
Budget vs Actuals by School and Budget Category with Vendor Detail

QSS Data thru 7/31/2022

	Budget	Contracted to Date	Expended to Date	Quarterly Expense Jul '22 - Sep '22	% Expended
UNCOMMITTED	\$1,788	\$0	\$0	\$0	
ACCO ENGINEERED SYSTEMS INC	\$62,883	\$62,883	\$62,883	\$0	100.00%
AMERICAN REPROGRAPHICS CO LLC	\$8,736	\$8,736	\$7,710	\$0	88.26%
ARROW RESTAURANT EQUIPMENT	\$13,432	\$13,432	\$13,432	\$0	100.00%
BLUE RIBBON TROPHY	\$1,067	\$1,067	\$1,067	\$0	100.00%
CAROLINA BIOLOGICAL SUPPLY	\$5,362	\$5,362	\$16,480	\$0	307.37%
CITY OF ORANGE (PUBLIC WORKS)	\$2,000	\$2,000	\$2,000	\$0	100.00%
DAHLBERG, KENT & AMY dba NEW DIMENSION	\$7,602	\$7,602	\$7,602	\$7,602	100.00%
DEVELOPMENT GROUP INC	\$37,866	\$37,866	\$37,866	\$0	100.00%
FISHER SCIENCE EDUCATION	\$24,863	\$24,863	\$24,863	\$0	100.00%
FLINN SCIENTIFIC INC	\$10,263	\$10,263	\$10,263	\$0	100.00%
GIANNELLI ELECTRIC INC	\$24,684	\$24,684	\$24,684	\$0	100.00%
GRUETT TREE CO INC (Removal of Trees)	\$7,625	\$7,625	\$7,625	\$0	100.00%
INTER-PACIFIC INC	\$6,585	\$6,585	\$6,585	\$6,585	100.00%
J & A FENCE (Custodial Storage Fencing)	\$6,885	\$6,885	\$6,885	\$0	100.00%
KYA SERVICES LLC (Install Carpet)	\$0	\$0	\$0	\$0	
OLESH, KEITH (Termite Services)	\$1,500	\$1,500	\$1,500	\$0	100.00%
SOUTHERN CALIFORNIA NEWS GROUP	\$0	\$0	\$0	\$0	
TRIMARK RAYGAL LLC	\$0	\$0	\$0	\$0	
VORTEX INDUSTRIES, INC.	\$6,804	\$6,804	\$6,804	\$0	100.00%
WW GRAINGER INC	\$2,292	\$2,292	\$2,292	\$0	100.00%
	\$232,236	\$230,448	\$240,541	\$14,187	103.58%

3. Program and Construction Management

3.01 Program Management Fees

UNCOMMITTED	\$562,356	\$0	\$0	\$0	
CUMMING CONSTRUCTION MGMT INC	\$979,395	\$1,031,577	\$979,395	\$0	100.00%
	\$1,541,751	\$1,031,577	\$979,395	\$0	63.52%

3.02 Construction Management Fees

UNCOMMITTED	\$1	\$0	\$0	\$0	
BALFOUR BEATTY CONSTRUCTION	\$1,755,159	\$1,755,159	\$1,755,159	\$0	100.00%
CORDOBA CORPORATION	\$86,434	\$86,434	\$86,434	\$0	100.00%
	\$1,841,594	\$1,841,593	\$1,841,593	\$0	100.00%

4. Construction Support Costs

4.02 Title, Environmental, Stormwater Management

UNCOMMITTED	\$0	\$0	\$0	\$0	
CHICAGO TITLE COMPANY	\$1,500	\$1,500	\$1,500	\$0	100.00%
PLACEWORKS INC	\$52,231	\$52,231	\$52,231	\$0	100.00%
STATE WATER RESOURCES CONTROL BOARD (SWRCB)	\$726	\$726	\$726	\$0	100.00%
	\$54,457	\$54,457	\$54,457	\$0	100.00%



Measure S Bond Program
Financial Report for July 2022
Budget vs Actuals by School and Budget Category with Vendor Detail

QSS Data thru 7/31/2022

	Budget	Contracted to Date	Expended to Date	Quarterly Expense Jul '22 - Sep '22	% Expended
4.03 Commissioning					
UNCOMMITTED	\$16,038	\$0	\$0	\$0	
P2S ENGINEERING INC	\$30,663	\$30,663	\$30,663	\$0	100.00%
	\$46,702	\$30,663	\$30,663	\$0	65.66%
4.05 DSA Review Fees					
UNCOMMITTED	\$28,992	\$0	\$0	\$0	
DIVISION OF STATE ARCHITECT	\$342,871	\$342,871	\$342,871	\$0	100.00%
OUSD REVOLVING CASH	\$500	\$500	\$500	\$0	100.00%
	\$372,364	\$343,371	\$343,371	\$0	92.21%
4.06 Postage, Printing & Advertising					
UNCOMMITTED	\$2,999	\$0	\$0	\$0	
AMERICAN REPROGRAPHICS CO LLC	\$8,734	\$8,734	\$8,734	\$0	100.00%
SOUTHERN CALIFORNIA NEWS GROUP	\$8,518	\$8,518	\$8,518	\$0	100.00%
	\$20,251	\$17,252	\$17,252	\$0	85.19%
4.07 DSA Inspection (IOR)					
UNCOMMITTED	\$85,103	\$0	\$0	\$0	
KNOWLAND CONSTRUCTION SERVICES	\$286,404	\$286,404	\$286,404	\$0	100.00%
	\$371,507	\$286,404	\$286,404	\$0	77.09%
4.08 DSA Construction Phase Testing (LOR)					
UNCOMMITTED	\$156,398	\$0	\$0	\$0	
NINYO & MOORE	\$227,848	\$227,848	\$227,848	\$0	100.00%
	\$384,245	\$227,848	\$227,848	\$0	59.30%
4.09 Relocation					
UNCOMMITTED	\$1,836	\$0	\$0	\$0	
Beltmann Group, Inc.	\$4,876	\$4,876	\$4,876	\$0	100.00%
ULINE INC	\$3,065	\$3,065	\$3,065	\$0	100.00%
	\$9,777	\$7,941	\$7,941	\$0	81.22%
4.11 Preliminary Testing (Hazmat, Topo, Geo, etc)					
UNCOMMITTED	\$1,192	\$0	\$0	\$0	
CALIFORNIA GEOLOGICAL SURVEY (Geology and Seismology Review)	\$3,600	\$3,600	\$3,600	\$0	100.00%
ENVIRONMENTAL NETWORK CORPORATION	\$2,590	\$2,590	\$2,590	\$0	100.00%
KOURY ENGINEERING & TESTING INC (Geotechnical Engineering)	\$13,300	\$13,300	\$13,300	\$0	100.00%
PENCO ENGINEERING INC (Topographical Survey Services)	\$41,070	\$41,070	\$41,070	\$0	100.00%
RMA GROUP (dba SITESCAN)	\$49,533	\$49,533	\$49,533	\$0	100.00%
	\$111,285	\$110,093	\$110,093	\$0	98.93%
4.12 Utility Connection Fees (Local Permits)					
UNCOMMITTED	\$0	\$0	\$0	\$0	
CITY OF ORANGE (PUBLIC WORKS)	\$2,500	\$2,500	\$2,500	\$0	100.00%
SOUTHERN CALIFORNIA EDISON	\$6,912	\$6,912	\$6,912	\$0	100.00%
SOUTHERN CALIFORNIA GAS CO	\$2,124	\$2,124	\$2,124	\$0	100.00%



Measure S Bond Program
Financial Report for July 2022
Budget vs Actuals by School and Budget Category with Vendor Detail

QSS Data thru 7/31/2022

	Budget	Contracted to Date	Expended to Date	Quarterly Expense Jul '22 - Sep '22	% Expended
STATE WATER RESOURCES CONTROL BOARD (SWRCB)	\$553	\$553	\$553	\$0	100.00%
	\$12,089	\$12,089	\$12,089	\$0	100.00%
4.13 FF&E (Laboratory Tables and Chairs, other)					
UNCOMMITTED	\$1	\$0	\$0	\$0	
CDW GOVERNMENT INC	\$59,658	\$59,658	\$59,658	\$0	100.00%
CONEXWEST	\$9,419	\$9,419	\$9,419	\$0	100.00%
CP PRODUCTS INC	\$4,834	\$4,834	\$4,834	\$0	100.00%
DEVELOPMENT GROUP INC	\$0	\$0	\$0	\$0	
FISHER SCIENCE EDUCATION	\$0	\$0	\$0	\$0	
GORM	\$12,352	\$12,352	\$12,352	\$0	100.00%
HILLYARD INC	\$32,572	\$32,572	\$32,572	\$0	100.00%
INTER-PACIFIC INC	\$7,904	\$7,904	\$7,904	\$0	100.00%
PSI DBA WATER VISIONS INC	\$8,527	\$8,527	\$8,527	\$0	100.00%
SIERRA SCHOOL EQUIPMENT COMPANY	\$464,248	\$464,248	\$464,248	\$0	100.00%
TURTLE STORAGE dba AMERICAN BICYCLE CO	\$6,537	\$6,537	\$6,537	\$0	100.00%
VORTEX INDUSTRIES, INC.	\$0	\$0	\$0	\$0	
VWR INTERNATIONAL LLC	\$34,314	\$34,314	\$34,314	\$0	100.00%
	\$640,366	\$640,366	\$640,366	\$0	100.00%
4.15 Miscellaneous Fees					
UNCOMMITTED	\$61,579	\$0	\$0	\$0	
OUSD COST OF INTEREST DISTRIBUTION	\$0	\$0	\$1	\$0	
	\$61,579	\$0	\$1	\$0	0.00%
5. Contingency					
5.02 Project Contingency					
UNCOMMITTED	\$3,779,915	\$0	\$0	\$0	
	\$3,779,915	\$0	\$0	\$0	0.00%
Total 392-9520 Orange HS Science Bldg (DSA 04-116859)	\$38,564,308	\$33,918,290	\$33,876,202	\$14,187	87.84%
392-9520 Orange HS Shade Structure (DSA 04-118351)					
1. Design Cost					
1.01 Architect					
UNCOMMITTED	\$0	\$0	\$0	\$0	
LIONAKIS	\$17,317	\$17,317	\$17,317	\$0	100.00%
	\$17,317	\$17,317	\$17,317	\$0	100.00%
2. Construction Cost					
2.01 Construction					
UNCOMMITTED	\$0	\$0	\$0	\$0	
PINNER CONSTRUCTION	\$113,500	\$113,500	\$113,500	\$0	100.00%



Measure S Bond Program
Financial Report for July 2022
Budget vs Actuals by School and Budget Category with Vendor Detail

QSS Data thru 7/31/2022

	Budget	Contracted to Date	Expended to Date	Quarterly Expense Jul '22 - Sep '22	% Expended
	\$113,500	\$113,500	\$113,500	\$0	100.00%
3. Program and Construction Management					
3.01 Program Management Fees					
UNCOMMITTED	\$0	\$0	\$0	\$0	
CUMMING CONSTRUCTION MGMT INC	\$1,838	\$1,838	\$1,838	\$0	100.00%
	\$1,838	\$1,838	\$1,838	\$0	100.00%
3.02 Construction Management Fees					
UNCOMMITTED	\$0	\$0	\$0	\$0	
BALFOUR BEATTY CONSTRUCTION	\$5,956	\$5,956	\$5,956	\$0	100.00%
	\$5,956	\$5,956	\$5,956	\$0	100.00%
4. Construction Support Costs					
4.05 DSA Review Fees					
UNCOMMITTED	\$0	\$0	\$0	\$0	
DIVISION OF STATE ARCHITECT	\$1,873	\$1,873	\$1,873	\$0	100.00%
	\$1,873	\$1,873	\$1,873	\$0	100.00%
4.07 DSA Inspection (IOR)					
UNCOMMITTED	\$0	\$0	\$0	\$0	
KNOWLAND CONSTRUCTION SERVICES	\$1,740	\$1,740	\$1,740	\$0	100.00%
	\$1,740	\$1,740	\$1,740	\$0	100.00%
4.08 DSA Construction Phase Testing (LOR)					
UNCOMMITTED	\$0	\$0	\$0	\$0	
NINYO & MOORE	\$7,408	\$7,408	\$7,408	\$0	100.00%
	\$7,408	\$7,408	\$7,408	\$0	100.00%
Total 392-9520 Orange HS Shade Structure (DSA 04-118351)	\$149,631	\$149,631	\$149,631	\$0	100.00%
392-9520 Orange HS Site Improvements (DSA 04-116673)					
1. Design Cost					
1.01 Architect					
UNCOMMITTED	\$3,903	\$0	\$0	\$0	
LIONAKIS	\$446,286	\$446,286	\$446,286	\$0	100.00%
SILVER CREEK INDUSTRIES INC (Engineering for Warming Kitchen Relocatable Building)	\$29,682	\$29,682	\$29,682	\$0	100.00%
	\$479,871	\$475,968	\$475,968	\$0	99.19%
2. Construction Cost					
2.01 Construction					
UNCOMMITTED	\$11,260	\$0	\$0	\$0	
KYA SERVICES LLC (Install Carpet)	\$9,564	\$9,564	\$9,564	\$0	100.00%



Measure S Bond Program
Financial Report for July 2022
Budget vs Actuals by School and Budget Category with Vendor Detail

QSS Data thru 7/31/2022

	Budget	Contracted to Date	Expended to Date	Quarterly Expense Jul '22 - Sep '22	% Expended
SWINERTON BUILDERS	\$6,556,428	\$6,556,428	\$6,556,428	\$0	100.00%
TRIMARK RAYGAL LLC	\$89,860	\$89,860	\$89,860	\$0	100.00%
	\$6,667,112	\$6,655,852	\$6,655,852	\$0	99.83%
2.02 OFCI and Other Construction					
UNCOMMITTED	\$0	\$0	\$0	\$0	
ACCO ENGINEERED SYSTEMS INC	\$209,074	\$209,074	\$209,074	\$0	100.00%
	\$209,074	\$209,074	\$209,074	\$0	100.00%
3. Program and Construction Management					
3.01 Program Management Fees					
UNCOMMITTED	\$0	\$0	\$0	\$0	
BALFOUR BEATTY CONSTRUCTION	\$0	\$0	\$0	\$0	
CUMMING CONSTRUCTION MGMT INC	\$115,479	\$115,479	\$115,479	\$0	100.00%
	\$115,479	\$115,479	\$115,479	\$0	100.00%
3.02 Construction Management Fees					
UNCOMMITTED	\$0	\$0	\$0	\$0	
BALFOUR BEATTY CONSTRUCTION	\$296,554	\$296,554	\$296,554	\$0	100.00%
	\$296,554	\$296,554	\$296,554	\$0	100.00%
4. Construction Support Costs					
4.02 Title, Environmental, Stormwater Management					
UNCOMMITTED	\$0	\$0	\$0	\$0	
ORANGE COUNTY HEALTH CARE AGENCY	\$1,470	\$1,470	\$1,470	\$0	100.00%
	\$1,470	\$1,470	\$1,470	\$0	100.00%
4.03 Commissioning					
UNCOMMITTED	\$88	\$0	\$0	\$0	
P2S ENGINEERING INC	\$4,667	\$4,667	\$4,667	\$0	100.00%
	\$4,755	\$4,667	\$4,667	\$0	98.15%
4.05 DSA Review Fees					
UNCOMMITTED	\$3,853	\$0	\$0	\$0	
DIVISION OF STATE ARCHITECT	\$94,585	\$94,585	\$94,585	\$0	100.00%
	\$98,438	\$94,585	\$94,585	\$0	96.09%
4.06 Postage, Printing & Advertising					
UNCOMMITTED	\$1	\$0	\$0	\$0	
AMERICAN REPROGRAPHICS CO LLC	\$7,630	\$7,630	\$7,630	\$0	100.00%
SOUTHERN CALIFORNIA NEWS GROUP	\$1,264	\$1,264	\$1,264	\$0	100.00%
	\$8,895	\$8,894	\$8,894	\$0	99.99%
4.07 DSA Inspection (IOR)					
UNCOMMITTED	\$7,495	\$0	\$0	\$0	
KNOWLAND CONSTRUCTION SERVICES	\$96,985	\$96,985	\$96,985	\$0	100.00%
	\$104,480	\$96,985	\$96,985	\$0	92.83%



Measure S Bond Program
Financial Report for July 2022
Budget vs Actuals by School and Budget Category with Vendor Detail

QSS Data thru 7/31/2022

	Budget	Contracted to Date	Expended to Date	Quarterly Expense Jul '22 - Sep '22	% Expended
4.08 DSA Construction Phase Testing (LOR)					
UNCOMMITTED	\$712	\$0	\$0	\$0	
NINYO & MOORE	\$112,544	\$112,544	\$112,544	\$0	100.00%
	\$113,255	\$112,544	\$112,544	\$0	99.37%
4.11 Preliminary Testing (Hazmat, Topo, Geo, etc)					
UNCOMMITTED	\$88	\$0	\$0	\$0	
ENVIRONMENTAL NETWORK CORPORATION	\$9,012	\$9,012	\$9,012	\$0	100.00%
	\$9,100	\$9,012	\$9,012	\$0	99.03%
Total 392-9520 Orange HS Site Improvements (DSA 04-116673)	\$8,108,482	\$8,081,083	\$8,081,083	\$0	99.66%
392-9520 Orange HS Phase II (DSA 04-120151)					
1. Design Cost					
1.01 Architect					
UNCOMMITTED	\$41,726	\$0	\$0	\$0	
LIONAKIS	\$1,570,265	\$1,570,265	\$1,014,324	\$8,050	64.60%
	\$1,611,991	\$1,570,265	\$1,014,324	\$8,050	62.92%
2. Construction Cost					
2.00 Other Construction - Swing Space					
UNCOMMITTED	\$4,568	\$0	\$0	\$0	
DAHLBERG, KENT & AMY dba NEW DIMENSION	\$99,066	\$99,066	\$99,066	\$4,953	100.00%
GIANNELLI ELECTRIC INC	\$5,816	\$5,816	\$5,816	\$0	100.00%
	\$109,450	\$104,882	\$104,882	\$4,953	95.83%
3. Program and Construction Management					
3.01 Program Management Fees					
UNCOMMITTED	\$29,010	\$0	\$0	\$0	
CUMMING CONSTRUCTION MGMT INC	\$172,319	\$172,319	\$148,055	\$32,902	85.92%
	\$201,329	\$172,319	\$148,055	\$32,902	73.54%
3.02 Construction Management Fees					
UNCOMMITTED	\$2,101	\$0	\$0	\$0	
CORDOBA CORPORATION	\$511,365	\$511,365	\$139,056	\$41,675	27.19%
	\$513,466	\$511,365	\$139,056	\$41,675	27.08%
4. Construction Support Costs					
4.02 Title, Environmental, Stormwater Management					
UNCOMMITTED	\$0	\$0	\$0	\$0	
CITY OF ORANGE (PUBLIC WORKS)	\$3,000	\$3,000	\$3,000	\$0	100.00%
CITY OF ORANGE (WATER DIVISION)	\$2,000	\$2,000	\$2,000	\$0	100.00%
ENVIRONMENTAL AUDIT INC	\$7,590	\$7,590	\$2,388	\$0	31.46%



Measure S Bond Program
Financial Report for July 2022
Budget vs Actuals by School and Budget Category with Vendor Detail

QSS Data thru 7/31/2022

	Budget	Contracted to Date	Expended to Date	Quarterly Expense Jul '22 - Sep '22	% Expended
4.03 Commissioning					
UNCOMMITTED	\$0	\$0	\$0	\$0	
P2S ENGINEERING INC	\$4,801	\$4,801	\$4,100	\$0	85.40%
	\$4,801	\$4,801	\$4,100	\$0	85.40%
4.05 DSA Review Fees					
UNCOMMITTED	\$0	\$0	\$0	\$0	
DIVISION OF STATE ARCHITECT	\$153,550	\$153,550	\$153,550	\$0	100.00%
	\$153,550	\$153,550	\$153,550	\$0	100.00%
4.06 Postage, Printing & Advertising					
UNCOMMITTED	\$7,421	\$0	\$0	\$0	
AMERICAN REPROGRAPHICS CO LLC	\$6,579	\$6,579	\$6,579	\$0	100.00%
SOUTHERN CALIFORNIA NEWS GROUP	\$3,872	\$3,872	\$3,872	\$0	100.00%
	\$17,873	\$10,452	\$10,452	\$0	58.48%
4.09 Relocation					
UNCOMMITTED	\$9,000	\$0	\$0	\$0	
Beltmann Group, Inc.	\$12,428	\$12,428	\$12,428	\$5,909	100.00%
CDW GOVERNMENT INC	\$1,762	\$1,762	\$1,762	\$0	100.00%
ULINE INC	\$0	\$0	\$0	\$0	
	\$23,189	\$14,189	\$14,189	\$5,909	61.19%
4.11 Preliminary Testing (Hazmat, Topo, Geo, etc)					
UNCOMMITTED	\$28,828	\$0	\$0	\$0	
CANNON CORPORATION	\$50,000	\$50,000	\$35,076	\$0	70.15%
ENVIRONMENTAL NETWORK CORPORATION	\$15,380	\$15,380	\$6,350	\$0	41.29%
NINYO & MOORE	\$20,955	\$20,955	\$20,955	\$0	100.00%
	\$115,163	\$86,335	\$62,381	\$0	54.17%
4.15 Miscellaneous Fees					
UNCOMMITTED	\$660,125	\$0	\$0	\$0	
	\$660,125	\$0	\$0	\$0	0.00%
5. Contingency					
5.02 Project Contingency					
UNCOMMITTED	\$23,201,838	\$0	\$0	\$0	
	\$23,201,838	\$0	\$0	\$0	0.00%
Total 392-9520 Orange HS Phase II (DSA 04-120151)	\$26,625,364	\$2,640,747	\$1,658,377	\$93,489	6.23%
392-9520 Orange HS Unallocated Funds F21					
4. Construction Support Costs					
4.15 Miscellaneous Fees					
UNCOMMITTED	\$0	\$0	\$0	\$0	



Measure S Bond Program
Financial Report for July 2022
Budget vs Actuals by School and Budget Category with Vendor Detail

QSS Data thru 7/31/2022

	Budget	Contracted to Date	Expended to Date	Quarterly Expense Jul '22 - Sep '22	% Expended
OUSD COST OF INTEREST DISTRIBUTION	\$0	\$0	\$49,221	\$0	
	\$0	\$0	\$49,221	\$0	
Total 392-9520 Orange HS Unallocated Funds F21	\$0	\$0	\$49,221	\$0	
Orange High School	\$73,549,854	\$44,891,819	\$43,916,582	\$107,676	59.71%
Villa Park High School					
394-0000 Villa Park HS IP Surveillance Camera and Systems					
4. Construction Support Costs					
4.13 FF&E (Laboratory Tables and Chairs, other)					
UNCOMMITTED	\$0	\$0	\$0	\$0	
CDW GOVERNMENT INC	\$32,182	\$32,182	\$32,182	\$0	100.00%
DIGITAL NETWORKS GROUP INC (F/I IP Camera Software)	\$8,635	\$8,635	\$8,635	\$0	100.00%
INTER-PACIFIC INC	\$22,133	\$22,133	\$22,133	\$0	100.00%
	\$62,949	\$62,949	\$62,949	\$0	100.00%
Total 394-0000 Villa Park HS IP Surveillance Camera and Systems	\$62,949	\$62,949	\$62,949	\$0	100.00%
394-9520 Villa Park HS Science Center (DSA 04-117022)					
1. Design Cost					
1.01 Architect					
UNCOMMITTED	\$4,501	\$0	\$0	\$0	
DKS ASSOCIATES	\$80,657	\$80,657	\$80,657	\$0	100.00%
LIONAKIS	\$14,059	\$14,059	\$14,059	\$0	100.00%
LPA INC	\$2,729,719	\$2,729,719	\$2,520,583	\$0	92.34%
	\$2,828,937	\$2,824,435	\$2,615,299	\$0	92.45%
2. Construction Cost					
2.01 Construction					
UNCOMMITTED	\$1	\$0	\$0	\$0	
ANGELES CONTRACTOR, INC	\$20,892,307	\$20,892,307	\$19,865,514	\$0	95.09%
	\$20,892,308	\$20,892,307	\$19,865,514	\$0	95.09%
2.02 OFCI and Other Construction					
UNCOMMITTED	\$83,033	\$0	\$0	\$0	
ACCO ENGINEERED SYSTEMS INC	\$150,829	\$150,829	\$150,829	\$0	100.00%
AMERICAN REPROGRAPHICS CO LLC	\$0	\$0	\$0	\$0	
ANIXTER	\$7,312	\$7,312	\$5,092	\$5,092	69.64%
ARROW RESTAURANT EQUIPMENT	\$13,869	\$13,869	\$13,869	\$0	100.00%
CAROLINA BIOLOGICAL SUPPLY	\$25,611	\$25,611	\$25,611	\$0	100.00%
DEVELOPMENT GROUP INC	\$52,937	\$52,937	\$52,937	\$0	100.00%



Measure S Bond Program
Financial Report for July 2022
Budget vs Actuals by School and Budget Category with Vendor Detail

QSS Data thru 7/31/2022

	Budget	Contracted to Date	Expended to Date	Quarterly Expense Jul '22 - Sep '22	% Expended
FISHER SCIENCE EDUCATION	\$25,951	\$25,951	\$25,951	\$0	100.00%
FLINN SCIENTIFIC INC	\$12,364	\$12,364	\$12,364	\$0	100.00%
WW GRAINGER INC	\$4,617	\$4,617	\$4,617	\$0	100.00%
	\$376,523	\$293,490	\$291,270	\$5,092	77.36%
3. Program and Construction Management					
3.01 Program Management Fees					
UNCOMMITTED	\$129,148	\$0	\$0	\$0	
CORDOBA CORPORATION	\$0	\$0	\$0	\$0	
CUMMING CONSTRUCTION MGMT INC	\$936,634	\$1,035,046	\$933,543	\$9,548	99.67%
	\$1,065,782	\$1,035,046	\$933,543	\$9,548	87.59%
3.02 Construction Management Fees					
UNCOMMITTED	\$14,032	\$0	\$0	\$0	
CORDOBA CORPORATION	\$2,409,103	\$2,409,103	\$2,377,536	\$0	98.69%
	\$2,423,135	\$2,409,103	\$2,377,536	\$0	98.12%
4. Construction Support Costs					
4.02 Title, Environmental, Stormwater Management					
UNCOMMITTED	\$0	\$0	\$0	\$0	
CHICAGO TITLE COMPANY	\$750	\$750	\$750	\$0	100.00%
PLACEWORKS INC	\$73,237	\$73,237	\$73,237	\$0	100.00%
STATE WATER RESOURCES CONTROL BOARD (SWRCB)	\$484	\$484	\$484	\$0	100.00%
	\$74,471	\$74,471	\$74,471	\$0	100.00%
4.03 Commissioning					
UNCOMMITTED	\$10,382	\$0	\$0	\$0	
P2S ENGINEERING INC	\$30,975	\$30,975	\$28,164	\$0	90.92%
	\$41,357	\$30,975	\$28,164	\$0	68.10%
4.05 DSA Review Fees					
UNCOMMITTED	\$118,838	\$0	\$0	\$0	
DIVISION OF STATE ARCHITECT	\$289,250	\$289,250	\$289,250	\$0	100.00%
	\$408,088	\$289,250	\$289,250	\$0	70.88%
4.06 Postage, Printing & Advertising					
UNCOMMITTED	\$3,644	\$0	\$0	\$0	
AMERICAN REPROGRAPHICS CO LLC	\$12,670	\$12,670	\$12,670	\$0	100.00%
SOUTHERN CALIFORNIA NEWS GROUP	\$1,768	\$1,768	\$1,768	\$0	100.00%
	\$18,083	\$14,438	\$14,438	\$0	79.85%
4.07 DSA Inspection (IOR)					
UNCOMMITTED	\$40,160	\$0	\$0	\$0	
BPI INSPECTION SERVICE	\$666,116	\$666,116	\$643,562	\$0	96.61%
	\$706,276	\$666,116	\$643,562	\$0	91.12%
4.08 DSA Construction Phase Testing (LOR)					



Measure S Bond Program
Financial Report for July 2022
Budget vs Actuals by School and Budget Category with Vendor Detail

QSS Data thru 7/31/2022

	Budget	Contracted to Date	Expended to Date	Quarterly Expense Jul '22 - Sep '22	% Expended
UNCOMMITTED	\$105,251	\$0	\$0	\$0	
NINYO & MOORE	\$903,348	\$903,348	\$903,348	\$0	100.00%
	\$1,008,599	\$903,348	\$903,348	\$0	89.56%
4.09 Relocation					
UNCOMMITTED	\$18,527	\$0	\$0	\$0	
Beltmann Group, Inc.	\$4,748	\$4,748	\$4,748	\$0	100.00%
ULINE INC	\$1,365	\$1,365	\$1,365	\$0	100.00%
	\$24,640	\$6,113	\$6,113	\$0	24.81%
4.11 Preliminary Testing (Hazmat, Topo, Geo, etc)					
UNCOMMITTED	\$1,120	\$0	\$0	\$0	
CALIFORNIA GEOLOGICAL SURVEY (Geology and Seismology Review)	\$3,600	\$3,600	\$3,600	\$0	100.00%
ENVIRONMENTAL NETWORK CORPORATION	\$19,085	\$19,085	\$19,085	\$0	100.00%
LEIGHTON CONSULTING INC (Geotechnical Engineering)	\$16,549	\$16,549	\$16,549	\$0	100.00%
PSOMAS	\$21,034	\$21,034	\$21,034	\$0	100.00%
RMA GROUP (dba SITESCAN)	\$44,890	\$44,890	\$44,890	\$0	100.00%
SPECTRUM FIRE PROTECTION (Fire Hydrant Flow Test)	\$1,000	\$1,000	\$1,000	\$0	100.00%
	\$107,278	\$106,158	\$106,158	\$0	98.96%
4.12 Utility Connection Fees (Local Permits)					
UNCOMMITTED	\$756	\$0	\$0	\$0	
SOUTHERN CALIFORNIA EDISON	\$400	\$400	\$400	\$0	100.00%
STATE WATER RESOURCES CONTROL BOARD (SWRCB)	\$2,299	\$2,299	\$3,707	\$0	161.24%
	\$3,455	\$2,699	\$4,107	\$0	118.87%
4.13 FF&E (Laboratory Tables and Chairs, other)					
UNCOMMITTED	\$36,017	\$0	\$0	\$0	
AMS.NET	\$3,754	\$3,754	\$3,754	\$0	100.00%
CDW GOVERNMENT INC	\$60,305	\$60,305	\$60,305	\$0	100.00%
CULVER-NEULIN INC	\$12,359	\$12,359	\$12,359	\$0	100.00%
FLINN SCIENTIFIC INC	\$4,162	\$4,162	\$4,162	\$0	100.00%
GORM	\$10,205	\$10,205	\$0	\$0	0.00%
HILLYARD INC	\$9,910	\$9,910	\$9,910	\$0	100.00%
INTER-PACIFIC INC	\$7,325	\$7,325	\$7,325	\$0	100.00%
PERFORMANCE HEALTH SUPPLY (DBA MEDCO)	\$2,065	\$2,065	\$2,065	\$0	100.00%
SIERRA SCHOOL EQUIPMENT COMPANY	\$502,500	\$502,500	\$502,500	\$0	100.00%
TIME & ALARM SYSTEMS	\$6,616	\$6,616	\$0	\$0	0.00%
TURTLE STORAGE dba AMERICAN BICYCLE CO	\$6,871	\$6,871	\$6,871	\$0	100.00%
VWR INTERNATIONAL LLC	\$47,922	\$47,922	\$47,922	\$0	100.00%
	\$710,011	\$673,993	\$657,172	\$0	92.56%
4.15 Miscellaneous Fees					
UNCOMMITTED	\$51,614	\$0	\$0	\$0	
OUSD COST OF INTEREST DISTRIBUTION	\$0	\$0	\$1	\$0	



Measure S Bond Program
Financial Report for July 2022
Budget vs Actuals by School and Budget Category with Vendor Detail

QSS Data thru 7/31/2022

	Budget	Contracted to Date	Expended to Date	Quarterly Expense Jul '22 - Sep '22	% Expended
	\$51,614	\$0	\$1	\$0	0.00%
5. Contingency					
5.01 Construction Contingency					
UNCOMMITTED	\$563,954	\$0	\$0	\$0	
	\$563,954	\$0	\$0	\$0	0.00%
5.02 Project Contingency					
UNCOMMITTED	\$296,421	\$0	\$0	\$0	
	\$296,421	\$0	\$0	\$0	0.00%
Total 394-9520 Villa Park HS Science Center (DSA 04-117022)	\$31,600,932	\$30,221,943	\$28,809,945	\$14,640	91.17%
394-9520 Villa Park HS Interim Housing (DSA 04-116788)					
1. Design Cost					
1.01 Architect					
UNCOMMITTED	\$0	\$0	\$0	\$0	
LPA INC	\$70,000	\$70,000	\$70,000	\$0	100.00%
	\$70,000	\$70,000	\$70,000	\$0	100.00%
2. Construction Cost					
2.01 Construction					
UNCOMMITTED	\$0	\$0	\$0	\$0	
ANGELES CONTRACTOR, INC	\$1,074,556	\$1,074,556	\$1,074,556	\$0	100.00%
	\$1,074,556	\$1,074,556	\$1,074,556	\$0	100.00%
2.02 OFCI and Other Construction					
UNCOMMITTED	\$0	\$0	\$0	\$0	
ACCO ENGINEERED SYSTEMS INC	\$36,527	\$36,527	\$36,527	\$0	100.00%
	\$36,527	\$36,527	\$36,527	\$0	100.00%
4. Construction Support Costs					
4.01 Rental					
UNCOMMITTED	\$0	\$0	\$0	\$0	
ELITE MODULAR LEASING & SALES INC	\$690,571	\$690,571	\$622,971	\$0	90.21%
	\$690,571	\$690,571	\$622,971	\$0	90.21%
4.05 DSA Review Fees					
UNCOMMITTED	\$0	\$0	\$0	\$0	
DIVISION OF STATE ARCHITECT	\$24,163	\$24,163	\$24,163	\$0	100.00%
	\$24,163	\$24,163	\$24,163	\$0	100.00%
4.07 DSA Inspection (IOR)					
UNCOMMITTED	\$0	\$0	\$0	\$0	
BPI INSPECTION SERVICE	\$43,265	\$43,265	\$43,265	\$0	100.00%



Measure S Bond Program
Financial Report for July 2022
Budget vs Actuals by School and Budget Category with Vendor Detail

QSS Data thru 7/31/2022

	Budget	Contracted to Date	Expended to Date	Quarterly Expense Jul '22 - Sep '22	% Expended
4.08 DSA Construction Phase Testing (LOR)	\$43,265	\$43,265	\$43,265	\$0	100.00%
UNCOMMITTED	\$0	\$0	\$0	\$0	
NINYO & MOORE	\$41,908	\$41,908	\$41,908	\$0	100.00%
	\$41,908	\$41,908	\$41,908	\$0	100.00%
4.09 Relocation					
UNCOMMITTED	\$0	\$0	\$0	\$0	
Beltmann Group, Inc.	\$4,640	\$4,640	\$4,640	\$0	100.00%
	\$4,640	\$4,640	\$4,640	\$0	100.00%
Total 394-9520 Villa Park HS Interim Housing (DSA 04-116788)	\$1,985,629	\$1,985,629	\$1,918,029	\$0	96.60%
394-9520 Villa Park HS Parking and Drop Off (DSA 04-118521)					
1. Design Cost					
1.01 Architect					
UNCOMMITTED	\$0	\$0	\$0	\$0	
LPA INC	\$107,305	\$107,305	\$59,506	\$0	55.45%
	\$107,305	\$107,305	\$59,506	\$0	55.45%
2. Construction Cost					
2.01 Construction					
UNCOMMITTED	\$0	\$0	\$0	\$0	
ANGELES CONTRACTOR, INC	\$2,700,000	\$2,700,000	\$2,594,435	\$0	96.09%
	\$2,700,000	\$2,700,000	\$2,594,435	\$0	96.09%
2.02 OFCI and Other Construction					
UNCOMMITTED	\$0	\$0	\$0	\$0	
WW GRAINGER INC	\$1,536	\$1,536	\$1,536	\$0	100.00%
	\$1,536	\$1,536	\$1,536	\$0	100.00%
4. Construction Support Costs					
4.05 DSA Review Fees					
UNCOMMITTED	\$2,886	\$0	\$0	\$0	
DIVISION OF STATE ARCHITECT	\$38,262	\$38,262	\$38,262	\$0	100.00%
	\$41,147	\$38,262	\$38,262	\$0	92.99%
4.06 Postage, Printing & Advertising					
UNCOMMITTED	\$0	\$0	\$0	\$0	
AMERICAN REPROGRAPHICS CO LLC	\$476	\$476	\$476	\$0	100.00%
	\$476	\$476	\$476	\$0	100.00%
4.07 DSA Inspection (IOR)					
UNCOMMITTED	\$0	\$0	\$0	\$0	
BPI INSPECTION SERVICE	\$44,880	\$44,880	\$40,264	\$0	89.71%



Measure S Bond Program
Financial Report for July 2022
Budget vs Actuals by School and Budget Category with Vendor Detail

QSS Data thru 7/31/2022

	Budget	Contracted to Date	Expended to Date	Quarterly Expense Jul '22 - Sep '22	% Expended
4.08 DSA Construction Phase Testing (LOR)	\$44,880	\$44,880	\$40,264	\$0	89.71%
UNCOMMITTED	\$7,751	\$0	\$0	\$0	
NINYO & MOORE	\$75,273	\$75,273	\$75,273	\$0	100.00%
	\$83,024	\$75,273	\$75,273	\$0	90.66%
Total 394-9520 Villa Park HS Parking and Drop Off (DSA 04-118521)	\$2,978,369	\$2,967,732	\$2,809,752	\$0	94.34%
394-9520 Villa Park HS Phase II (DSA 04-119694)					
1. Design Cost					
1.01 Architect					
UNCOMMITTED	\$500	\$0	\$0	\$0	
LPA INC	\$1,877,000	\$1,877,000	\$1,242,777	\$0	66.21%
	\$1,877,500	\$1,877,000	\$1,242,777	\$0	66.19%
3. Program and Construction Management					
3.01 Program Management Fees					
UNCOMMITTED	\$69,045	\$0	\$0	\$0	
CUMMING CONSTRUCTION MGMT INC	\$132,197	\$132,197	\$118,194	\$17,349	89.41%
	\$201,242	\$132,197	\$118,194	\$17,349	58.73%
3.02 Construction Management Fees					
UNCOMMITTED	\$380,356	\$0	\$0	\$0	
CORDOBA CORPORATION	\$126,085	\$126,085	\$126,085	\$11,188	100.00%
	\$506,441	\$126,085	\$126,085	\$11,188	24.90%
4. Construction Support Costs					
4.02 Title, Environmental, Stormwater Management					
UNCOMMITTED	\$0	\$0	\$0	\$0	
ENVIRONMENTAL AUDIT INC	\$36,880	\$36,880	\$4,766	\$648	12.92%
	\$36,880	\$36,880	\$4,766	\$648	12.92%
4.03 Commissioning					
UNCOMMITTED	\$0	\$0	\$0	\$0	
P2S ENGINEERING INC	\$8,429	\$8,429	\$7,700	\$0	91.35%
	\$8,429	\$8,429	\$7,700	\$0	91.35%
4.05 DSA Review Fees					
UNCOMMITTED	\$0	\$0	\$0	\$0	
DIVISION OF STATE ARCHITECT	\$188,750	\$188,750	\$188,750	\$0	100.00%
	\$188,750	\$188,750	\$188,750	\$0	100.00%
4.06 Postage, Printing & Advertising					
UNCOMMITTED	\$11,000	\$0	\$0	\$0	
AMERICAN REPROGRAPHICS CO LLC	\$0	\$0	\$0	\$0	



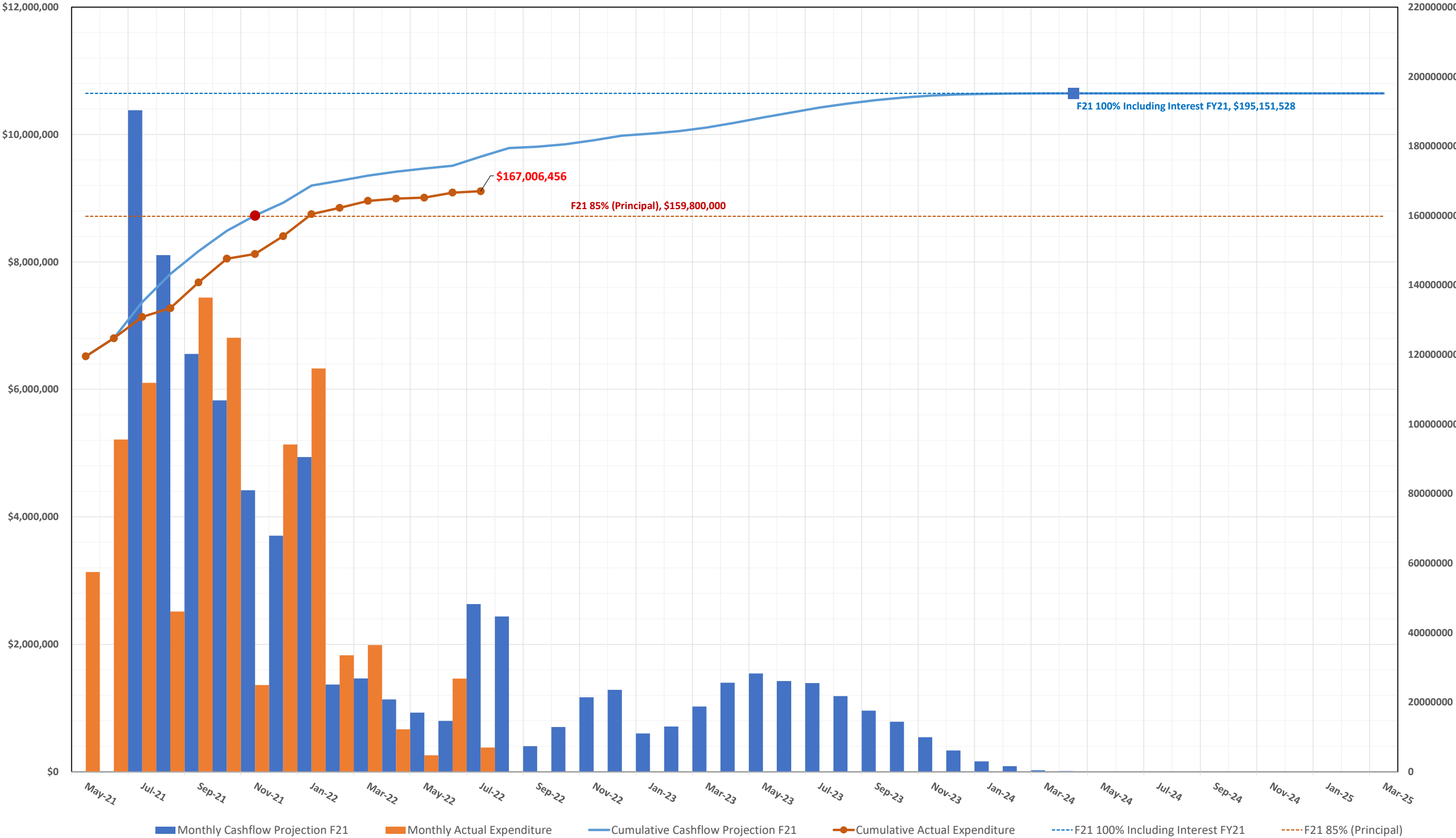
Measure S Bond Program
Financial Report for July 2022
Budget vs Actuals by School and Budget Category with Vendor Detail

QSS Data thru 7/31/2022

	Budget	Contracted to Date	Expended to Date	Quarterly Expense Jul '22 - Sep '22	% Expended
SOUTHERN CALIFORNIA NEWS GROUP	\$0	\$0	\$0	\$0	
	\$11,000	\$0	\$0	\$0	0.00%
4.11 Preliminary Testing (Hazmat, Topo, Geo, etc)					
UNCOMMITTED	\$8,167	\$0	\$0	\$0	
ENVIRONMENTAL NETWORK CORPORATION	\$10,860	\$10,860	\$4,640	\$0	42.73%
NINYO & MOORE	\$53,223	\$53,223	\$53,223	\$0	100.00%
PSOMAS	\$26,550	\$26,550	\$26,550	\$0	100.00%
	\$98,800	\$90,633	\$84,413	\$0	85.44%
4.15 Miscellaneous Fees					
UNCOMMITTED	\$390,622	\$0	\$0	\$0	
	\$390,622	\$0	\$0	\$0	0.00%
5. Contingency					
5.02 Project Contingency					
UNCOMMITTED	\$33,469,804	\$0	\$0	\$0	
	\$33,469,804	\$0	\$0	\$0	0.00%
Total 394-9520 Villa Park HS Phase II (DSA 04-119694)	\$36,789,468	\$2,459,974	\$1,772,685	\$29,184	4.82%
394-9520 Villa Park Unallocated Funds F21					
4. Construction Support Costs					
4.15 Miscellaneous Fees					
UNCOMMITTED	\$0	\$0	\$0	\$0	
OUSD COST OF INTEREST DISTRIBUTION	\$0	\$0	\$48,488	\$0	
	\$0	\$0	\$48,488	\$0	
Total 394-9520 Villa Park Unallocated Funds F21	\$0	\$0	\$48,488	\$0	
Villa Park High School	\$73,417,347	\$37,698,228	\$35,421,848	\$43,824	48.25%

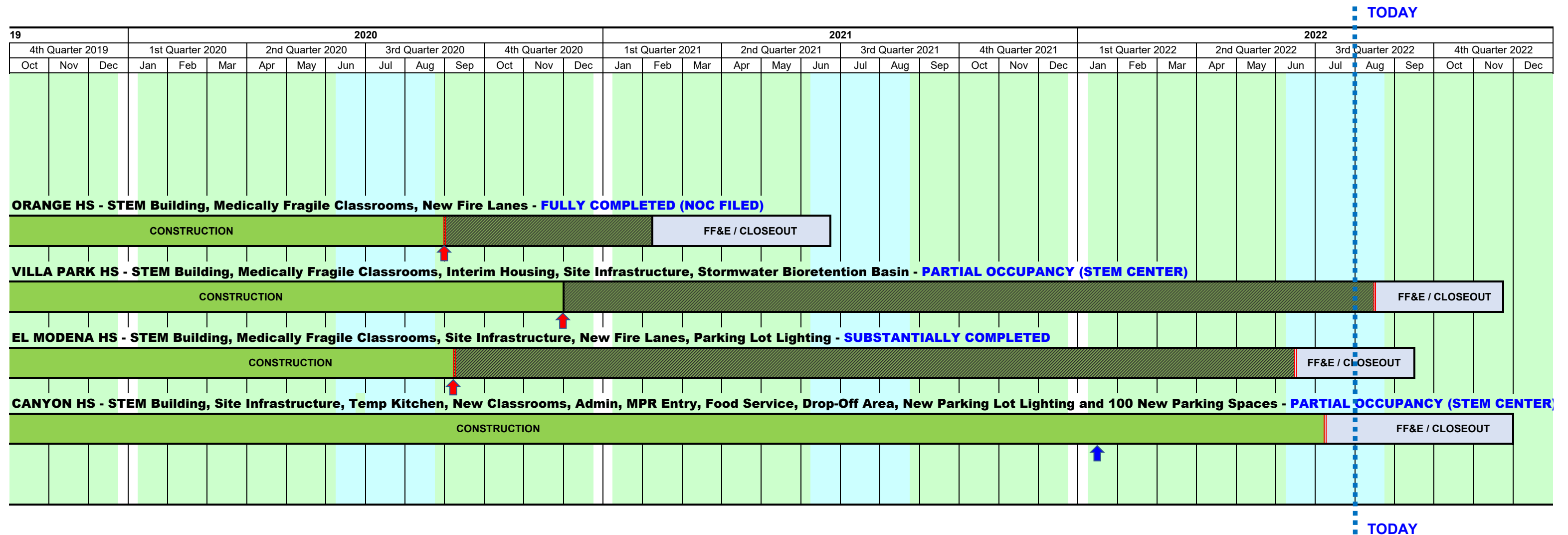
3.2 Cash Flow Projections

MEASURE S BOND PROGRAM - Series A 2018 CASH FLOW PROJECTION (Phase I and II)
Actual Costs thru July 31, 2022, NOT INCLUDING ACCRUALS PENDING PAYMENT
Fund 21 Planned Costs Projected as of June 30, 2021





MEASURE S BOND PROGRAM - PHASE I: SCHEDULE SUMMARY



SUMMER BREAK



STEM Building Substantial Completion (Scheduled)



There is a date under legal negotiation (see monthly report) that may extend this substantial completion date (*the dashed section is the extension under review*).



There has been a Substantial Completion date change; if approved by the Board of Education (*see under specific project for the Change Order # referenced*).

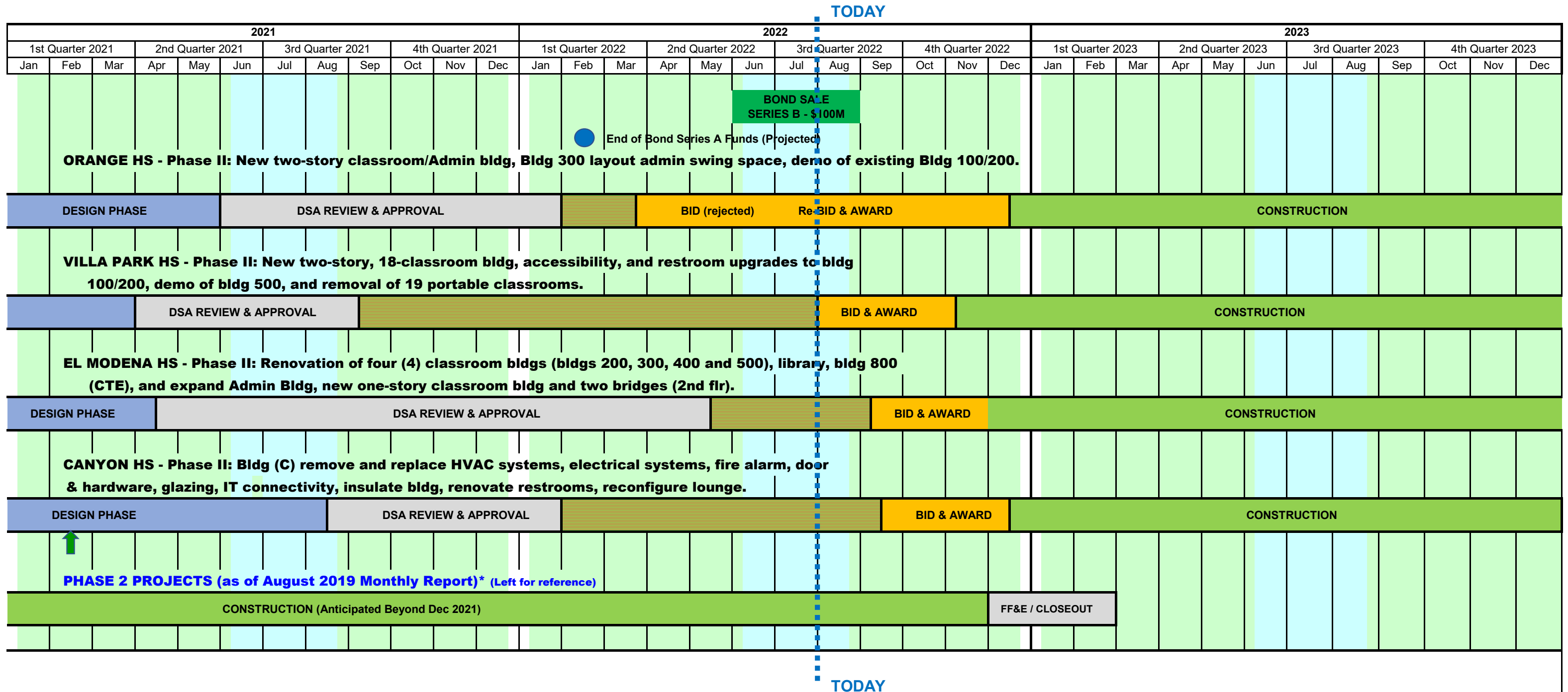


11

- Orange HS
- El Modena HS
- Villa Park HS
- Canyon HS



MEASURE S BOND PROGRAM - PHASE II: SCHEDULE SUMMARY



SUMMER BREAK



EXTENDED CONSTRUCTION START
(for Phase II Bond Award)



Phase II Design Document & Construction Estimate Board Approval (Completed)

Orange HS - November 19, 2020 Board Meeting

El Modena HS - October 15, 2020 Board Meeting

Villa Park HS - August 13, 2020 Board Meeting

Canyon HS - February 11, 2021 Board Meeting

Board of Education

Andrea Yamasaki, President

Kris Erickson, Vice-President

Ana Page, Clerk

John Ortega

Kathryn A. Moffat

Angie Schlueter-Rumsey

Rick Ledesma

Gunn Marie Hansen, Ph.D.

Superintendent

David A. Rivera

Deputy Superintendent

Business Services

Scott Harvey

Senior Executive Director

Administrative Services



Facilities & Planning Department

Measure S Bond Program

726 W. Collins Avenue

Orange, CA 92867

T: (714) 628-4500