



ORANGE UNIFIED SCHOOL DISTRICT

Measure S Bond Program

July 2020 Monthly Progress Report



PERIOD COVERED:

July 1-31, 2020

FISCAL YEAR

FY 2020-2021

PROGRESS REPORT NO.

PR-037-2021-037

PREPARED BY:

CUMMING
Building Value Through Expertise



TABLE OF CONTENTS

1.0 Executive Summary

1.1 Program Summary

1.2 Program Highlights/Key Milestones

1.3 Look Ahead (next 90 days)

2.0 Project Status Report

Canyon HS – Science Center

El Modena HS – Science Center

Orange HS – Utility Infrastructure (Increment # 1)

Orange HS – Science Center (Increment # 2)

Villa Park HS – Interim Housing & Science Center

3.0 Financial Report

3.1 Project Cost Estimate

- Budget vs Actuals with Vendor details per High School

3.2 Cash Flow Projections

4.0 Program Schedule Summary

4.1 Phase I Schedule Summary

4.2 Phase II Schedule Summary



1.0 EXECUTIVE SUMMARY

1.1 Program Summary

Division of State Architects (DSA) approval to establish design criteria completed as follows:

- (Completed) October 24, 2019 - Villa Park HS New Parking and Drop Off (04-118521).
- (Completed) June 25, 2019 - Orange HS Custom Tensile Fabric Shade Structures (04-118351)
- (Completed) May 2, 2019 - Canyon HS Interim Modular Kitchen (04-118418)
- (Completed) January 31, 2019 - Canyon HS Science Center (04-117300)
- (Completed) November 6, 2018 - El Modena HS Science Center (04-117098)
- (Completed) August 16, 2018 - Villa Park HS Science Center (04-117022)
- (Completed) July 12, 2018 - Orange HS Science Center (Increment # 2) (04-116859)
- (Completed) April 10, 2018 - Orange HS Increment # 1 (Satellite Kitchen) (04-116673.2)
- (Completed) March 1, 2018 - Orange HS Increment #1 (Infrastructure Upgrades, Move Relocatable Buildings, Bus Drop-Off, Restroom Renovation Project) (04-116673.1)
- (Completed) February 7, 2018 - Villa Park HS Interim Housing (DSA Application #04-116788)

Construction started / completed, as follows:

- (Construction Start - June 15, 2018
 - **Completed** September 4, 2019 – Orange HS Site Infrastructure (Increment #1) (04-116673.1)
- (Construction Start) June 12, 2019 – Canyon HS Science Center
- (Construction Start) April 2, 2019 – El Modena HS Science Center
- (Construction Start) February 18, 2019 – Orange HS Science Center (Increment #2)
 - **Completed** April 8, 2020 – Custom Tensile Fabric Shade Structure (04-118351)
- (Construction Start) January 7, 2019 – Villa Park HS (Interim Housing and Science Center)

1.2 Program Highlights/Key Milestones

California Environmental Quality Act (CEQA) Compliance Achieved (as required by law):

- Villa Park HS – Notice of Exemption (Board approved on 9/20/18).
- Canyon HS – Notice of Exemption (Board approved on 7/26/18).
- Orange HS – Notice of Exemption (Board approved on 3/8/18).
- El Modena HS – Notice of Exemption (Board approved on 3/8/18).

Phase II Measure S Bond Project Development Update:

- As of 07/31/20 the remote schematic design meetings are continuing to be being held with the Architectural teams and school staff, based on progress.



- Three of the four architectural contracts have been finalized. the remaining contract has been circulated for final signature
- The Phase II design schedule has slipped due to the COVID-19 pandemic. The monthly program summary schedule will reflect this move to the right.
- As of 7/31/20 for Villa Park HS, LPA to complete the schematic design phase and move to the design document phase. Preparing a board presentation to review design at upcoming August 13rd meeting (the presentation scheduled for 7/23/2020 was cancelled due to late Board meeting).
- As of 7/31/20, the CEQA process for these four (4) Phase II projects is currently being reviewed.

Program Wide Cash Flow Projection / Bond Issuance

- As of 07/31/20 the cash flow has been re-assessed in agreement with the CBO, Senior Executive Director and Program Manager to update the current cash flow projection.
- New analysis data on the slow spending in the Phase I program and current market conditions due to the COVID-19 pandemic, it appears that selling Bonds before May 2022 would not be cost effective.

Project Achievements:

- On 07/23/20, Harley Ellis Devereaux (HED) was Board authorized to provide design and construction drawings for Measure S Phase II construction projects at El Modena High School. Additional consultants (Theater Arts and Culinary Arts) are needed for the new placement of the El Modena culinary arts program and black box theater/drama classroom. HED has provided a proposal for these necessary consulting services at a cost of \$49,000 inclusive of all reimbursable expenses. District staff and Cumming Program Management have reviewed the proposal and agree that the fees are aligned with industry standards for these specialized consulting categories.
- On 07/23/20, the Board of Education awarded Change Order No. 6: \$256,284.96– 0 Days Additional Contract Time, to Pinner Construction, Inc. for Orange High School Science Center, Bid No. S1819-003. The change involved revisions to Extron AV system, electrical revisions due to DSA approved changes, the addition of condensation drains, overtime per approved recovery schedule, and slight changes to metal decking per DSA required change documents. The total value of the contract will increase from \$26,441,180 to \$26,697,465. Total Current Percentage Change from Original Contract = 2.25%
- On 07/23/20, the Board of Education awarded Change Order No. 3: \$40,997– 0 Days Additional Contract Time, to Swinerton Builders, Inc. for Canyon High School Science Center, Bid No. S1819-006. This change involved the upgrade of seismic flex lines in the new walk-in freezer, repair the broken domestic water line (existing condition), add a retaining wall for existing domestic water vault, rewire south parking lot lighting, credit for the deletion of selected



casework, and removal of ACM transite domestic water line and addition of a new water line to replace and reroute the existing line. The total value of the contract, inclusive of Amendments 1-3, will increase from \$38,671,213 to \$38,712,210. Total Current Percentage Change from Original Contract = 0.81%

- On 07/23/20, the Board of Education awarded Cannon Corporation, the previous topographer for the Orange HS science center project, for topographic survey services to assess current site conditions/elevations, provide reporting, and submit any required mapping and preparation for Measure S Phase II project at Orange High School. Project deliverables include required testing and reports for our architect of record, Lionakis, to use when designing and submitting Measure S Phase II projects to the Division of the State Architect. Proposals were requested informally and received for these services. Cannon Corporation provided a competitive fee schedule based on an hourly rate, in the amount of \$45,076. An additional contingency amount of \$4,924 is being added to this contract for a total requested Board authorization of \$50,000. Cumming Project Management and District staff have reviewed the proposal and deem the pricing to be in line with industry standards for topographic survey work.
- As of 07/31/20, Pinner payment application # 17 (June), reflecting 78% paid overall completion, for 412 days elapsed, for Orange HS Science Center project.
- As of 07/31/20, Angeles Contractor payment application # 13 (May) reflecting 41% paid overall completion, for 193 days elapsed, for El Modena Hs Science Center project.
- As of 07/31/20, Angeles Contractor payment application # 15 (May) reflecting 33% paid overall completion, for 228 days elapsed, for Villa Park HS Science Center project.
- As of 07/31/20, Swinerton payment application # 13 (June) reflecting 31% paid overall completion, for 278 days elapsed, for Canyon HS Science Center project.

1.3 Look Ahead (next 90 days)

Board of Education Agenda

August 13rd

- Recommend approval of Change Order # 01 for ACI at El Modena HS in the amount of; Change Order No. 1: \$118,312.52 – 0 Days Additional Contract Time; Description: General Contractor costs based on two (2) proposed change orders negotiated.
- Recommend approval of a contract to Armstrong & Brooks to provide site/civil survey, utility locations and GPRS work needed at Villa Park HS for the Phase II project, for the Site Survey, including twelve (12) pot holes needed, for use of the design architect LPA, in the amount of \$18,295.



- Presentation of Phase II design for Villa Park HS, by Architect of Record LPA, for approval to proceed to the construction documents phase and complete design for DSA submission.

Program Wide

- Orange HS Science Center – completing steel decks, completing interior framing, slab on grade work, routing utility lines and laying out HVAC ductwork and setting HVAC units on the new science center building.
- Orange HS Science Center – Continue with the schematic design on the approved Phase II scope of work.
- Orange HS Science Center – Move Manager coordinating with the principal and teaching staff on the upcoming move from existing classroom space into the new science building.
- El Modena HS Science Center – Continue the final stages of steel erection, pouring slab on grade, setting steel for the decks, grade beams, columns, footings and interior utility line runs.
- El Modena HS Science Center – Continue with the schematic design on the approved Phase II scope of work.
- El Modena HS Science Center – DSA Review of the Quad design application (04-119124).
- El Modena HS Science Center – Discussion and negotiation regarding time impact and recovery schedule analysis, with Angeles Contractor, Inc. (ACI) executives, Balfour Beatty, Program Management and District, ongoing.
- El Modena HS Science Center – Move Manager coordinating with the principal and teaching staff on the upcoming move from existing classroom space into the new science building.
- Villa Park HS Interim Housing & Science Center – Continue the finalizing of steel erection, pouring slab on grade, setting steel for the decks, grade beams, columns, footings, interior utility line runs on the new science center building.
- Villa Park HS Interim Housing & Science Center – Continue with the work under the approved allowance to add the new parking and drop off zone project 04-118521.
- Villa Park HS – Complete the schematic design phase and move to the design document phase on the approved Phase II scope of work. Preparing a board presentation to review design and recommend approval to move the construction design phase to submission to DSA, during the July 23rd Board meeting.



-
- Canyon HS Science Center – Continue with the schematic design on the approved Phase II scope of work.
 - Canyon HS Science Center – Continue work on MPR and kitchen separation to prepare for construction, beam footing, foundation work, site excavation and trenching continue within the new science center building footprint. Preparing for turnover to Canyon HS in the fall 2020, for student use.
 - Canyon HS Science Center – Prepared a Notice of Partial Occupancy for the acceptance of the Multi-Purpose Room area including the Restroom remodel, which is part of the Science Center project under 04-118418, for school use at Canyon HS.
 - Canyon HS Science Center – Anticipating the DSA certificate of compliance reflecting the substantial completion of the Interim Modular Kitchen alteration to on-site improvement, project application # 04-118418.
 - Move Manager advertising the Move services Request for Proposal to establish a move service contract for each of the four new science building projects. Preparing to review the submitted proposals for a recommendation of contract to the Board of Education.



2.0 PROJECT STATUS REPORT



Canyon High School
New STEM Building

CANYON HIGH SCHOOL



EL MODENA SCIENCE CENTER

Overall View

HED



Orange High School Science Center



AT VILLA PARK HIGH SCHOOL

LPA



CANYON HIGH SCHOOL

HOME OF THE COMANCHES



CANYON HS SCIENCE CENTER

- ✓ 12 Laboratory Rooms
- ✓ 12 General Classrooms
- ✓ Student Services
- ✓ New Food Services

- ✓ New Multi-Purpose Room Entry
- ✓ Parking Lot Improvements
- ✓ Infrastructure Upgrade and Improvements
- ✓ Landscape Improvements

Project Update (**Construction**):

- As of 07/31/20, work on MPR and kitchen construction, beam footing, foundation work, site excavation, grading and trenching continue within the new science center building footprint.
- As of 07/31/20, anticipating the DSA certificate of compliance reflecting the substantial completion of the Interim Modular Kitchen alteration to on-site improvement, project application # 04-118418.
- As of 07/31/20, prepared a Notice of Partial Occupancy for the acceptance of the Multi-Purpose Room area including the Restroom remodel, which is part of the Science center project under 04-118418, for school use at Canyon HS.
- On 7/23/20, the Board approved Change Order No. 3: \$40,997– 0 Days Additional Contract Time, to Swinerton. The total value of the contract, inclusive of Amendments 1-3, will increase from \$38,671,213 to \$38,712,210. Total current percentage = 0.81%
- As of 07/15/20, to keep construction moving, the following construction directive (CD) was issued:
 - CD # 28 for a not-to-exceed (NTE) price of \$65,000 to re-route gas and water main lines out of bldg. footprint.
 - CD # 27 for a not-to-exceed (NTE) price of \$500 to connect existing smoke detectors to fire system for MPR and Bldg. 400.
- As of 07/15/20, processing payment application # 13 (June) reflecting **31%** paid overall completion, reflecting **278 days** elapsed.

See Construction Photo's below:



Left to right: Rebar preparation for footing slab for STEM, rebar for columns being set, rebar for stair footing being set in place.



EL MODENA HS SCIENCE CENTER

- ✓ 12 Laboratory Rooms
- ✓ 1 General Classrooms
- ✓ 2 Medically Fragile Classrooms

- ✓ Relocation of Campus MDF
- ✓ Technology & Utility Upgrade
- ✓ Landscape Improvements

Project Update (Construction):

- As of 07/31/20, pouring concrete decks and slab on grade, setting steel for the decks, beams, columns, footings and interior utility line runs, stairs, HVAC ductwork, roof framing and decking.
- As of 07/31/2020, the El Modena HS Science Center Quad Design (04-119124) DSA continues with review.
- As of 07/31/20 Pursuant to the negotiated recovery settlement agreement not being accepted by Angeles Contractor executives, Arcadis, Program Management and the District prepare a re-baseline schedule submission for ACI's review and agreement.
- As of 07/01/20, to keep construction moving, the following construction directive (CD) was issued:
 - CD # 20 for a not-to-exceed (NTE) price of \$74,520 to provide AV.IT equipment in accordance with CCD # 12b.
- As of 07/31/20, processing payment application # 13 (May) reflecting 41% paid overall completion, reflecting 193 days elapsed.

See Construction Photo's below:



Left to right: Interior framing layout, interior piping runs (horizontal and vertical), stair and exterior curb framing and concrete forms, 2nd floor prep for framing.



Orange High School

"ONCE A PANTHER, ALWAYS A PANTHER"



ORANGE HS SCIENCE CENTER

- ✓ 12 Laboratory Rooms
- ✓ 1 General Classrooms

- ✓ New Panther Pavilion Plaza
- ✓ 2 Medically Fragile Classrooms

Project Update Increment # 2 – Science Center (**Construction**):

- As of 07/31/20, Pinner is completing interior framing, concrete work, exterior framing and sheathing, setting door and window frames, setting HVAC units on the new science center building, interior lighting fixture, outlets, setting windows, in addition to coordinating with the City on the street improvements.
- On 07/23/20, the Board approved contract for Change Order No. 6: \$256,284.96– 0 Days Additional Contract Time, to Pinner. The total value of the contract will increase from \$26,441,180 to \$26,697,465. Total Current Percentage = 2.25%.
- As of 07/01/20, to keep construction moving, the following construction directive (CD) was issued:
 - CD # 40 for a not-to-exceed (NTE) price of \$31,000 to provide power to door mount actuators, per RFI 323.
- As of 07/08/20, processing payment application # 17 (June), reflecting **78%** paid overall completion, reflecting **412 days** elapsed.

See Construction Photo's below:



Left to right: Install classroom cabinets and shelving, teachers desk placed for wiring, restroom fixtures in wall with wall tile in place, exterior form work for concrete, rooftop air handling equipment placed and tested, electrical panel wire being pulled, electrical room prep.



VILLA PARK HIGH SCHOOL

SCHOOL OF EXCELLENCE

VILLA PARK HS SCIENCE CENTER

- ✓ 12 Laboratory Rooms
- ✓ 2 General Classrooms
- ✓ 2 Medically Fragile Classrooms

- ✓ Demolish existing building 300
- ✓ Install 10 New Portable Buildings

Project Update (**Construction**):

- As of 07/31/20, Angeles is finalizing steel erection, pouring slab on grade, setting steel for the decks, grade beams, columns, footings, interior utility line runs on the new science center building, as well as grading and site prep for the parking drop off entrance. Coordinating with the City on the street traffic improvements.
- As of 07/31/20, the drop off zone (04-118521) work, moving forward under CD-031, is moving forward while there are no students at school due to COVID-19.
- As of 07/31/20, processing payment application # 15 (May) reflecting 33% paid overall completion, reflecting 228 days elapsed.

See Construction Photo's below:



Left to right: Asphalt paving complete for the new drop off area off area in front of the school along Taft, new turn-in/out, new concrete curbs along the parking areas, new traffic lights being place, new irrigation lines replaced.



3.0 FINANCIAL REPORT

3.1 Project Cost Estimate

Measure S Bond Program

Financial Report for July 2020 (preliminary)

QSS Data thru 7/31/2020

	Budget	Contracted to Date	Expended to Date	Quarterly Expense Jul '20 - Sep '20	% Expended
PROGRAM					
Phase 1 - HS Science Center	\$207,845,399	\$154,596,595	\$81,246,417	\$4,287,542	39.09%
Phase 2	\$83,758,504	\$6,215,668	\$1,229,909	\$643,053	1.47%
TOTAL	\$291,603,903	\$160,812,264	\$82,476,325	\$4,930,595	28.28%
Canyon High School					
Phase 1 - HS Science Center	\$69,500,000	\$48,658,749	\$18,548,797	\$1,512,956	26.69%
Phase 2	\$3,766,281	\$799,029	\$91,529	\$0	2.43%
TOTAL	\$73,266,281	\$49,457,778	\$18,640,326	\$1,512,956	25.44%
El Modena High School					
Phase 1 - HS Science Center	\$40,756,811	\$32,959,072	\$15,429,488	\$147,529	37.86%
Phase 2	\$32,016,186	\$1,919,289	\$478,844	\$346,555	1.50%
TOTAL	\$72,772,997	\$34,878,362	\$15,908,332	\$494,084	21.86%
Orange High School					
Phase 1 - HS Science Center	\$52,388,588	\$40,948,132	\$33,347,085	\$2,079,921	63.65%
Phase 2	\$20,477,375	\$1,536,975	\$210,730	\$7,068	1.03%
TOTAL	\$72,865,963	\$42,485,107	\$33,557,816	\$2,086,988	46.05%
Villa Park High School					
Phase 1 - HS Science Center	\$45,200,000	\$32,030,641	\$13,921,047	\$547,136	30.80%
Phase 2	\$27,498,662	\$1,960,375	\$448,805	\$289,430	1.63%
TOTAL	\$72,698,662	\$33,991,016	\$14,369,852	\$836,566	19.77%



Measure S Bond Program

Financial Report for July 2020 (preliminary)

Budget vs Actuals - By School and Budget Category with Vendor Detail

QSS Data thru 7/31/2020

	Budget	Contracted to Date	Expended to Date	Quarterly Expense Jul '20 - Sep '20	% Expended
Canyon High School					
390-9520 Canyon HS Science Center (DSA 04-117300)					
1. Design Cost					
1.01 Architect					
UNCOMMITTED	\$21,720	\$0	\$0	\$0	
GKKWORKS CANNON DESIGN	\$3,113,930	\$3,113,930	\$2,781,350	\$18,594	89.32%
LIONAKIS	\$14,058	\$14,058	\$14,058	\$0	100.00%
	\$3,149,708	\$3,127,988	\$2,795,408	\$18,594	88.75%
2. Construction Cost					
2.01 Construction - Science Center					
UNCOMMITTED	\$549,966	\$0	\$0	\$0	
ACCO ENGINEERED SYSTEMS INC	\$159,986	\$159,986	\$128,188	\$0	80.13%
AMERICAN REPROGRAPHICS CO LLC	\$1,026	\$1,026	\$0	\$0	0.00%
CITY OF ANAHEIM - ELECTRICAL ENGINEERING DIV	\$91,340	\$91,340	\$91,340	\$0	100.00%
SWINERTON BUILDERS	\$37,617,654	\$37,617,654	\$10,890,156	\$1,296,349	28.95%
	\$38,419,972	\$37,870,006	\$11,109,685	\$1,296,349	28.92%
3. Program and Construction Management					
3.01 Program Management Fees					
UNCOMMITTED	\$1,501,191	\$0	\$0	\$0	
CUMMING CONSTRUCTION MGMT INC	\$911,296	\$2,200,957	\$830,666	\$34,526	91.15%
	\$2,412,486	\$2,200,957	\$830,666	\$34,526	34.43%
3.02 Construction Management Fees					
UNCOMMITTED	\$1,469,713	\$0	\$0	\$0	
CORDOBA CORPORATION	\$74,438	\$74,438	\$67,499	\$11,340	90.68%
GAFCON INC	\$1,516,569	\$2,435,801	\$1,451,382	\$58,469	95.70%
	\$3,060,719	\$2,510,238	\$1,518,881	\$69,809	49.62%
4. Construction Support Costs					
4.01 Rental					
UNCOMMITTED	\$1	\$0	\$0	\$0	
	\$1	\$0	\$0	\$0	0.00%
4.02 Title, Environmental, Stormwater Management					
UNCOMMITTED	\$57,079	\$0	\$0	\$0	
CHICAGO TITLE COMPANY	\$750	\$750	\$750	\$0	100.00%
CITY OF ANAHEIM	\$2,000	\$2,000	\$2,000	\$0	100.00%
CITY OF ANAHEIM - WATER	\$3,082	\$3,082	\$3,082	\$0	100.00%
COUNTY OF ORANGE - ENVIRONMENTAL HEALTH	\$1,615	\$1,615	\$1,615	\$0	100.00%
ENVIRONMENTAL AUDIT INC	\$50,800	\$50,800	\$21,375	\$0	42.08%



Measure S Bond Program

Financial Report for July 2020 (preliminary)

Budget vs Actuals - By School and Budget Category with Vendor Detail

QSS Data thru 7/31/2020

	Budget	Contracted to Date	Expended to Date	Quarterly Expense Jul '20 - Sep '20	% Expended
OUSD COST OF INTEREST DISTRIBUTION	\$1	\$1	\$1	\$0	100.00%
	\$115,327	\$58,248	\$28,823	\$0	24.99%
4.03 Commissioning					
UNCOMMITTED	\$9,841	\$0	\$0	\$0	
P2S ENGINEERING INC	\$49,202	\$49,202	\$28,762	\$306	58.46%
	\$59,043	\$49,202	\$28,762	\$306	48.71%
4.04 Builders Risk Insurance					
UNCOMMITTED	\$0	\$0	\$0	\$0	
	\$0	\$0	\$0	\$0	
4.05 DSA Review Fees					
UNCOMMITTED	\$76,626	\$0	\$0	\$0	
DIVISION OF STATE ARCHITECT	\$504,370	\$504,370	\$504,370	\$0	100.00%
	\$580,996	\$504,370	\$504,370	\$0	86.81%
4.06 Postage, Printing & Advertising					
UNCOMMITTED	\$59,830	\$0	\$0	\$0	
AMERICAN REPROGRAPHICS CO LLC	\$13,561	\$13,561	\$10,811	\$98	79.72%
SOUTHERN CALIFORNIA NEWS GROUP	\$2,605	\$2,605	\$2,605	\$0	100.00%
	\$75,997	\$16,167	\$13,416	\$98	17.65%
4.07 DSA Inspection					
UNCOMMITTED	\$139,851	\$0	\$0	\$0	
KNOWLAND CONSTRUCTION SERVICES	\$454,016	\$454,016	\$117,480	\$14,080	25.88%
	\$593,867	\$454,016	\$117,480	\$14,080	19.78%
4.08 DSA Construction Phase Testing					
UNCOMMITTED	\$462,291	\$0	\$0	\$0	
AMERICAN ENGINEERING LABORATORIES INC	\$185,580	\$185,580	\$87,238	\$0	47.01%
	\$647,871	\$185,580	\$87,238	\$0	13.47%
4.09 Relocation					
UNCOMMITTED	\$25,000	\$0	\$0	\$0	
	\$25,000	\$0	\$0	\$0	0.00%
4.10 Labor Compliance					
UNCOMMITTED	\$47,498	\$0	\$0	\$0	
	\$47,498	\$0	\$0	\$0	0.00%
4.11 Preliminary Testing (Hazmat, Topo Survey, Geo					
UNCOMMITTED	\$561,128	\$0	\$0	\$0	
C BELOW SUBSURFACE IMAGING (Subsurface Investigation)	\$8,445	\$8,445	\$8,445	\$0	100.00%
CALIFORNIA GEOLOGICAL SURVEY (Geology and Seismology Review)	\$3,600	\$3,600	\$3,600	\$0	100.00%
ENVIRONMENTAL NETWORK CORPORATION	\$20,210	\$20,210	\$0	\$0	0.00%
HARRINGTON GEOTECHNICAL ENGINEERING INC (Geotechnical Soils Investigation)	\$13,500	\$13,500	\$13,500	\$0	100.00%
PROVENCER, GEORGE (dba PROVO ENGINEERING)	\$720	\$720	\$720	\$0	100.00%
RMA GROUP (dba SITESCAN)	\$26,103	\$26,103	\$26,103	\$0	100.00%



Measure S Bond Program

Financial Report for July 2020 (preliminary)

Budget vs Actuals - By School and Budget Category with Vendor Detail

QSS Data thru 7/31/2020

	Budget	Contracted to Date	Expended to Date	Quarterly Expense Jul '20 - Sep '20	% Expended
XICOTENCATL ENRIQUE SALAZAR (Topographical Survey)	\$20,100	\$20,100	\$20,100	\$0	100.00%
	\$653,806	\$92,678	\$72,468	\$0	11.08%
4.12 Utility Connection Fees (with Local Permittin					
UNCOMMITTED	\$173,033	\$0	\$0	\$0	
AT&T	\$5,302	\$5,302	\$5,302	\$0	100.00%
CITY OF ANAHEIM - ELECTRICAL ENGINEERING DIV	\$2,756	\$2,756	\$2,756	\$0	100.00%
CROWN CASTLE INTERNATIONAL	\$6,455	\$6,455	\$6,455	\$0	100.00%
SOUTHERN CALIFORNIA GAS CO	\$2,445	\$2,445	\$2,445	\$0	100.00%
	\$189,991	\$16,958	\$16,958	\$0	8.93%
4.13 FF&E (Laboratory Tables and Chairs, other)					
UNCOMMITTED	\$666,227	\$0	\$0	\$0	
	\$666,227	\$0	\$0	\$0	0.00%
4.14 Legal Counsel					
UNCOMMITTED	\$94,996	\$0	\$0	\$0	
	\$94,996	\$0	\$0	\$0	0.00%
5. Contingency					
5.01 Construction Contingency					
UNCOMMITTED	\$3,568,788	\$0	\$0	\$0	
	\$3,568,788	\$0	\$0	\$0	0.00%
5.02 Project Contingency					
UNCOMMITTED	\$12,861,855	\$0	\$0	\$0	
	\$12,861,855	\$0	\$0	\$0	0.00%
Total 390-9520 Canyon HS Science Center (DSA 04-117300)	\$67,224,147	\$47,086,407	\$17,124,153	\$1,433,762	25.47%
390-9520 Canyon HS Unallocated Funds F21					
4. Construction Support Costs					
4.15 Miscellaneous Fees					
UNCOMMITTED	\$0	\$0	\$0	\$0	
OUSD COST OF INTEREST DISTRIBUTION	\$36,936	\$36,936	\$36,936	\$0	100.00%
	\$36,936	\$36,936	\$36,936	\$0	100.00%
5. Program Reserve					
5.03 Interest Earned - Reserve					
UNCOMMITTED	\$1,229,345	\$0	\$0	\$0	
	\$1,229,345	\$0	\$0	\$0	0.00%
Total 390-9520 Canyon HS Unallocated Funds F21	\$1,266,281	\$36,936	\$36,936	\$0	2.92%
390-0000 Canyon HS IP Surveillance Camera and Systems					



Measure S Bond Program

Financial Report for July 2020 (preliminary)

Budget vs Actuals - By School and Budget Category with Vendor Detail

QSS Data thru 7/31/2020

	Budget	Contracted to Date	Expended to Date	Quarterly Expense Jul '20 - Sep '20	% Expended
1. FF&E (IP Surveillance Camera)					
\$5000+ New Equipment [6400-0]					
UNCOMMITTED	\$0	\$0	\$0	\$0	
CDW GOVERNMENT INC (Parts for IP Camera Systems)	\$29,337	\$29,337	\$29,337	\$0	100.00%
DIGITAL NETWORKS GROUP INC (F/I IP Camera Software)	\$7,093	\$7,093	\$7,093	\$0	100.00%
INTER-PACIFIC INC	\$18,163	\$18,163	\$18,163	\$0	100.00%
	\$54,593	\$54,593	\$54,593	\$0	100.00%
Total 390-0000 Canyon HS IP Surveillance Camera and Systems	\$54,593	\$54,593	\$54,593	\$0	100.00%
390-9520 Canyon HS Interim Kitchen (DSA 04-118418)					
1. Design Cost					
1.01 Architect					
UNCOMMITTED	\$0	\$0	\$0	\$0	
GKKWORKS CANNON DESIGN	\$119,620	\$119,620	\$11,475	\$0	9.59%
	\$119,620	\$119,620	\$11,475	\$0	9.59%
2. Construction Cost					
2.01 Construction					
UNCOMMITTED	\$10	\$0	\$0	\$0	
E.R.E.S. ENTERPRISES INC DBA ECONOMY RESTAURANT EQUIP	\$49,721	\$49,721	\$49,721	\$0	100.00%
SWINERTON BUILDERS	\$1,053,557	\$1,053,557	\$1,048,571	\$39,026	99.53%
THE DICKLER CORPORATION DBA CHEFS TOYS	\$109,449	\$109,449	\$109,449	\$0	100.00%
	\$1,212,737	\$1,212,727	\$1,207,742	\$39,026	99.59%
4. Construction Support Costs					
4.01 Rental					
UNCOMMITTED	\$0	\$0	\$0	\$0	
ELITE MODULAR LEASING & SALES INC	\$131,733	\$131,733	\$114,798	\$30,131	87.14%
	\$131,733	\$131,733	\$114,798	\$30,131	87.14%
4.05 DSA Review Fees					
UNCOMMITTED	\$0	\$0	\$0	\$0	
DIVISION OF STATE ARCHITECT	\$15,812	\$15,812	\$15,812	\$10,037	100.00%
	\$15,812	\$15,812	\$15,812	\$10,037	100.00%
4.07 DSA Inspection					
UNCOMMITTED	\$0	\$0	\$0	\$0	
KNOWLAND CONSTRUCTION SERVICES	\$71,104	\$71,104	\$61,688	\$0	86.76%
	\$71,104	\$71,104	\$61,688	\$0	86.76%
4.08 DSA Construction Phase Testing					
UNCOMMITTED	\$0	\$0	\$0	\$0	
AMERICAN ENGINEERING LABORATORIES INC	\$17,100	\$17,100	\$9,219	\$0	53.91%



Measure S Bond Program

Financial Report for July 2020 (preliminary)

Budget vs Actuals - By School and Budget Category with Vendor Detail

QSS Data thru 7/31/2020

	Budget	Contracted to Date	Expended to Date	Quarterly Expense Jul '20 - Sep '20	% Expended
4.11 Preliminary Testing (Hazmat, Topo, Geo etc)	\$17,100	\$17,100	\$9,219	\$0	53.91%
UNCOMMITTED	\$0	\$0	\$0	\$0	
ENVIRONMENTAL NETWORK CORPORATION	\$4,245	\$4,245	\$3,910	\$0	92.10%
	\$4,245	\$4,245	\$3,910	\$0	92.10%
Total 390-9520 Canyon HS Interim Kitchen (DSA 04-118418)	\$1,572,352	\$1,572,342	\$1,424,644	\$79,194	90.61%
390-9520 Canyon HS Phase II Planning and Design					
1. Design Cost					
1.01 Architect-Engineering Fees					
UNCOMMITTED	\$620,000	\$0	\$0	\$0	
GKKWORKS CANNON DESIGN	\$43,500	\$663,500	\$0	\$0	0.00%
	\$663,500	\$663,500	\$0	\$0	0.00%
1.02 AE Design Contingency					
UNCOMMITTED	\$44,000	\$0	\$0	\$0	
GKKWORKS CANNON DESIGN	\$0	\$44,000	\$0	\$0	
	\$44,000	\$44,000	\$0	\$0	0.00%
Total 390-9520 Canyon HS Phase II Planning and Design	\$707,500	\$707,500	\$0	\$0	0.00%
390-TBD Canyon HS Science Center Unallocated Funds F22					
1. Unallocated Bond Funds					
1.01 Unbudgeted Bond Funds					
UNCOMMITTED	\$703,502	\$0	\$0	\$0	
	\$703,502	\$0	\$0	\$0	0.00%
Total 390-TBD Canyon HS Science Center Unallocated Funds F22	\$703,502	\$0	\$0	\$0	0.00%
390-TBD Canyon HS Unallocated Funds F22					
1. Unallocated Bond Funds					
1.01 Unbudgeted Bond Funds					
UNCOMMITTED	\$1,737,907	\$0	\$0	\$0	
	\$1,737,907	\$0	\$0	\$0	0.00%
Total 390-TBD Canyon HS Unallocated Funds F22	\$1,737,907	\$0	\$0	\$0	0.00%
Canyon High School	\$73,266,281	\$49,457,778	\$18,640,326	\$1,512,956	25.44%
El Modena High School					
391-0000 El Modena HS IP Surveillance Camera and Systems					



Measure S Bond Program

Financial Report for July 2020 (preliminary)

Budget vs Actuals - By School and Budget Category with Vendor Detail

QSS Data thru 7/31/2020

	Budget	Contracted to Date	Expended to Date	Quarterly Expense Jul '20 - Sep '20	% Expended
1. FF&E (IP Surveillance Camera)					
5000+ New Equipment [6400-0]					
UNCOMMITTED	\$0	\$0	\$0	\$0	
CDW GOVERNMENT INC (Parts for IP Camera Systems)	\$39,388	\$39,388	\$39,388	\$0	100.00%
DIGITAL NETWORKS GROUP INC (F/I IP Camera Software)	\$11,719	\$11,719	\$11,719	\$0	100.00%
INTER-PACIFIC INC	\$30,073	\$30,073	\$30,073	\$0	100.00%
	\$81,179	\$81,179	\$81,179	\$0	100.00%
Total 391-0000 El Modena HS IP Surveillance Camera and Systems	\$81,179	\$81,179	\$81,179	\$0	100.00%
391-9520 El Modena HS Science Center (DSA 04-117098)					
1. Design Cost					
1.01 Architect					
UNCOMMITTED	\$140,844	\$0	\$0	\$0	
HARLEY ELLIS DEVEREAUX	\$1,954,014	\$1,954,014	\$1,818,536	\$69,913	93.07%
LIONAKIS	\$14,059	\$14,059	\$14,059	\$0	100.00%
	\$2,108,917	\$1,968,073	\$1,832,595	\$69,913	86.90%
2. Construction Cost					
2.01 Construction - Science Center					
UNCOMMITTED	\$271,562	\$0	\$0	\$0	
ACCO ENGINEERED SYSTEMS INC	\$355,544	\$355,544	\$284,935	\$0	80.14%
AMERICAN REPROGRAPHICS CO LLC	\$1,026	\$1,026	\$0	\$0	0.00%
ANGELES CONTRACTOR, INC	\$25,818,000	\$25,818,000	\$10,532,046	\$0	40.79%
ARROW RESTAURANT EQUIPMENT	\$14,232	\$14,232	\$0	\$0	0.00%
CAROLINA BIOLOGICAL SUPPLY	\$24,213	\$24,213	\$0	\$0	0.00%
DEVELOPMENT GROUP INC	\$16,058	\$16,058	\$0	\$0	0.00%
FAIR PLAY SCOREBOARDS	\$17,694	\$17,694	\$0	\$0	0.00%
FISHER SCIENCE EDUCATION	\$26,188	\$26,188	\$0	\$0	0.00%
FLINN SCIENTIFIC INC	\$12,364	\$12,364	\$0	\$0	0.00%
WW GRAINGER INC	\$2,923	\$2,923	\$1,029	\$0	35.19%
	\$26,559,803	\$26,288,241	\$10,818,010	\$0	40.73%
3. Program and Construction Management					
3.01 Program Management Fees					
UNCOMMITTED	\$843,594	\$0	\$0	\$0	
CUMMING CONSTRUCTION MGMT INC	\$622,509	\$1,026,785	\$574,398	\$17,263	92.27%
	\$1,466,103	\$1,026,785	\$574,398	\$17,263	39.18%
3.02 Construction Management Fees					
UNCOMMITTED	\$730,402	\$0	\$0	\$0	
ARCADIS U.S. INC	\$1,449,615	\$1,687,554	\$1,331,629	\$0	91.86%



Measure S Bond Program

Financial Report for July 2020 (preliminary)

Budget vs Actuals - By School and Budget Category with Vendor Detail

QSS Data thru 7/31/2020

	Budget	Contracted to Date	Expended to Date	Quarterly Expense Jul '20 - Sep '20	% Expended
CORDOBA CORPORATION	\$74,438	\$74,438	\$70,761	\$11,340	95.06%
	\$2,254,455	\$1,761,991	\$1,402,390	\$11,340	62.21%
4. Construction Support Costs					
4.02 Title, Environmental, Stormwater Management					
UNCOMMITTED	\$42,259	\$0	\$0	\$0	
CHICAGO TITLE COMPANY	\$1,500	\$1,500	\$1,500	\$0	100.00%
CITY OF ORANGE (PUBLIC WORKS)	\$71	\$71	\$71	\$0	100.00%
CITY OF ORANGE (WATER DIVISION)	\$16,048	\$16,048	\$16,048	\$0	100.00%
ENVIRONMENTAL AUDIT INC	\$10,950	\$10,950	\$8,548	\$0	78.06%
OUSD COST OF INTEREST DISTRIBUTION	\$1	\$1	\$1	\$0	100.00%
	\$70,829	\$28,570	\$26,167	\$0	36.94%
4.03 Commissioning					
UNCOMMITTED	\$6,112	\$0	\$0	\$0	
P2S ENGINEERING INC	\$30,558	\$30,558	\$26,442	\$419	86.53%
	\$36,670	\$30,558	\$26,442	\$419	72.11%
4.05 DSA Review Fees					
UNCOMMITTED	\$70,067	\$0	\$0	\$0	
DIVISION OF STATE ARCHITECT	\$306,338	\$306,338	\$306,338	\$0	100.00%
	\$376,405	\$306,338	\$306,338	\$0	81.39%
4.06 Postage, Printing & Advertising					
UNCOMMITTED	\$27,496	\$0	\$0	\$0	
AMERICAN REPROGRAPHICS CO LLC	\$19,562	\$19,562	\$17,111	\$0	87.47%
SOUTHERN CALIFORNIA NEWS GROUP	\$2,024	\$2,024	\$2,024	\$0	100.00%
	\$49,082	\$21,585	\$19,135	\$0	38.99%
4.07 DSA Inspection					
UNCOMMITTED	\$99,554	\$0	\$0	\$0	
BPI INSPECTION SERVICE	\$238,850	\$238,850	\$196,074	\$48,110	82.09%
	\$338,404	\$238,850	\$196,074	\$48,110	57.94%
4.08 DSA Construction Phase Testing					
UNCOMMITTED	\$1	\$0	\$0	\$0	
KOURY ENGINEERING & TESTING INC (Geotechnical Engineering)	\$598,647	\$598,647	\$133,040	\$0	22.22%
	\$598,648	\$598,647	\$133,040	\$0	22.22%
4.09 Relocation					
UNCOMMITTED	\$25,000	\$0	\$0	\$0	
	\$25,000	\$0	\$0	\$0	0.00%
4.10 Labor Compliance					
UNCOMMITTED	\$30,730	\$0	\$0	\$0	
	\$30,730	\$0	\$0	\$0	0.00%
4.11 Preliminary Testing (Hazmat, Topo Survey, Geo					
UNCOMMITTED	\$261,547	\$0	\$0	\$0	



Measure S Bond Program

Financial Report for July 2020 (preliminary)

Budget vs Actuals - By School and Budget Category with Vendor Detail

QSS Data thru 7/31/2020

	Budget	Contracted to Date	Expended to Date	Quarterly Expense Jul '20 - Sep '20	% Expended
ALLEGIAN FIRE PROTECTION INC	\$525	\$525	\$525	\$0	100.00%
CALIFORNIA GEOLOGICAL SURVEY (Geology and Seismology Review)	\$3,600	\$3,600	\$3,600	\$0	100.00%
ENVIRONMENTAL NETWORK CORPORATION	\$3,412	\$3,412	\$0	\$0	0.00%
HARLEY ELLIS DEVEREAUX	\$14,908	\$14,908	\$14,908	\$0	100.00%
NINYO & MOORE	\$29,981	\$29,981	\$29,771	\$0	99.30%
PCA ARBORISTS & CONSULTANTS INC	\$1,569	\$1,569	\$1,569	\$0	100.00%
THE CONVERSE PROFESSIONAL GROUP (Soils Investigation)	\$30,640	\$30,640	\$30,640	\$0	100.00%
	\$346,182	\$84,635	\$81,013	\$0	23.40%
4.12 Utility Connection Fees (with Local Permittin					
UNCOMMITTED	\$118,770	\$0	\$0	\$0	
SOUTHERN CALIFORNIA EDISON	\$3,665	\$3,665	\$3,665	\$0	100.00%
STATE WATER RESOURCES CONTROL BOARD (SWRCB)	\$484	\$484	\$484	\$484	100.00%
	\$122,919	\$4,149	\$4,149	\$484	3.38%
4.13 FF&E (Laboratory Tables and Chairs, other)					
UNCOMMITTED	\$83,927	\$0	\$0	\$0	
INTER-PACIFIC INC	\$9,256	\$9,256	\$0	\$0	0.00%
SIERRA SCHOOL EQUIPMENT COMPANY	\$495,446	\$495,446	\$0	\$0	0.00%
TURTLE STORAGE dba AMERICAN BICYCLE CO	\$6,871	\$6,871	\$0	\$0	0.00%
	\$595,500	\$511,573	\$0	\$0	0.00%
4.14 Legal Counsel					
UNCOMMITTED	\$61,460	\$0	\$0	\$0	
	\$61,460	\$0	\$0	\$0	0.00%
5. Contingency					
5.01 Construction Contingency					
UNCOMMITTED	\$1,981,800	\$0	\$0	\$0	
	\$1,981,800	\$0	\$0	\$0	0.00%
5.02 Project Contingency					
UNCOMMITTED	\$1,906,750	\$0	\$0	\$0	
ARCADIS U.S. INC	\$0	\$0	\$0	\$0	
	\$1,906,750	\$0	\$0	\$0	0.00%
Total 391-9520 El Modena HS Science Center (DSA 04-117098)	\$38,929,657	\$32,869,996	\$15,419,751	\$147,529	39.61%
391-9520 El Modena HS Phase II Planning and Design					
1. Design Cost					
1.01 Architect					
UNCOMMITTED	\$15,000	\$0	\$0	\$0	
HARLEY ELLIS DEVEREAUX	\$1,815,560	\$1,815,560	\$375,115	\$346,555	20.66%
	\$1,830,560	\$1,815,560	\$375,115	\$346,555	20.49%



Measure S Bond Program

Financial Report for July 2020 (preliminary)

Budget vs Actuals - By School and Budget Category with Vendor Detail

QSS Data thru 7/31/2020

	Budget	Contracted to Date	Expended to Date	Quarterly Expense Jul '20 - Sep '20	% Expended
Total 391-9520 El Modena HS Phase II Planning and Design	\$1,830,560	\$1,815,560	\$375,115	\$346,555	20.49%
391-9520 El Modena HS Quad Shade Structures (DSA 04-119124)					
1. Design Cost					
1.01 Architect					
UNCOMMITTED	\$0	\$0	\$0	\$0	
HARLEY ELLIS DEVEREAUX	\$79,340	\$79,340	\$0	\$0	0.00%
	\$79,340	\$79,340	\$0	\$0	0.00%
2. Construction Cost					
2.01 Construction					
UNCOMMITTED	\$0	\$0	\$0	\$0	
	\$0	\$0	\$0	\$0	
4. Construction Support Costs					
4.05 DSA Review Fees					
UNCOMMITTED	\$0	\$0	\$0	\$0	
DIVISION OF STATE ARCHITECT	\$9,650	\$9,650	\$9,650	\$0	100.00%
	\$9,650	\$9,650	\$9,650	\$0	100.00%
4.06 Postage, Printing & Advertising					
UNCOMMITTED	\$0	\$0	\$0	\$0	
AMERICAN REPROGRAPHICS CO LLC	\$86	\$86	\$86	\$0	100.00%
	\$86	\$86	\$86	\$0	100.00%
5. Contingency					
5.01 Construction Contingency					
UNCOMMITTED	\$600,000	\$0	\$0	\$0	
	\$600,000	\$0	\$0	\$0	0.00%
5.02 Project Contingency					
UNCOMMITTED	\$0	\$0	\$0	\$0	
	\$0	\$0	\$0	\$0	
Total 391-9520 El Modena HS Quad Shade Structures (DSA 04-119124)	\$689,076	\$89,076	\$9,736	\$0	1.41%
391-TBD El Modena HS Science Center Unallocated Funds F22					
1. Unallocated Bond Funds					
1.01 Unbudgeted Bond Funds					
UNCOMMITTED	\$1,138,078	\$0	\$0	\$0	
	\$1,138,078	\$0	\$0	\$0	0.00%



Measure S Bond Program

Financial Report for July 2020 (preliminary)

Budget vs Actuals - By School and Budget Category with Vendor Detail

QSS Data thru 7/31/2020

	Budget	Contracted to Date	Expended to Date	Quarterly Expense Jul '20 - Sep '20	% Expended
Total 391-TBD El Modena HS Science Center Unallocated Funds F22	\$1,138,078	\$0	\$0	\$0	0.00%
391-9520 El Modena HS Unallocated Funds F21					
4. Construction Support Costs					
4.15 Miscellaneous Fees					
UNCOMMITTED	\$0	\$0	\$0	\$0	
OUSD COST OF INTEREST DISTRIBUTION	\$22,550	\$22,550	\$22,550	\$0	100.00%
	\$22,550	\$22,550	\$22,550	\$0	100.00%
5. Program Reserve					
5.03 Interest Earned - Reserve					
UNCOMMITTED	\$64,535	\$0	\$0	\$0	
	\$64,535	\$0	\$0	\$0	0.00%
Total 391-9520 El Modena HS Unallocated Funds F21	\$87,085	\$22,550	\$22,550	\$0	25.89%
391-TBD El Modena HS Unallocated Funds F22					
1. Unallocated Bond Funds					
1.01 Unbudgeted Bond Funds					
UNCOMMITTED	\$30,017,362	\$0	\$0	\$0	
	\$30,017,362	\$0	\$0	\$0	0.00%
Total 391-TBD El Modena HS Unallocated Funds F22	\$30,017,362	\$0	\$0	\$0	0.00%
El Modena High School	\$72,772,997	\$34,878,362	\$15,908,332	\$494,084	21.86%
Orange High School					
392-0000 Orange HS IP Surveillance Camera and Systems					
1. FF&E (IP Surveillance Camera)					
\$5000+ New Equipment [6400-0]					
UNCOMMITTED	\$0	\$0	\$0	\$0	
CDW GOVERNMENT INC (Parts for IP Camera Systems)	\$53,662	\$53,662	\$53,662	\$0	100.00%
DIGITAL NETWORKS GROUP INC (F/I IP Camera Software)	\$13,569	\$13,569	\$13,569	\$0	100.00%
INTER-PACIFIC INC	\$34,837	\$34,837	\$34,837	\$0	100.00%
	\$102,068	\$102,068	\$102,068	\$0	100.00%
Total 392-0000 Orange HS IP Surveillance Camera and Systems	\$102,068	\$102,068	\$102,068	\$0	100.00%
392-9520 Orange HS Science Bldg (DSA 04-116859)					
1. Design Cost					
1.01 Architect					



Measure S Bond Program

Financial Report for July 2020 (preliminary)

Budget vs Actuals - By School and Budget Category with Vendor Detail

QSS Data thru 7/31/2020

	Budget	Contracted to Date	Expended to Date	Quarterly Expense Jul '20 - Sep '20	% Expended
UNCOMMITTED	\$151,933	\$0	\$0	\$0	
LIONAKIS	\$1,871,513	\$1,871,513	\$1,682,742	\$0	89.91%
	\$2,023,446	\$1,871,513	\$1,682,742	\$0	83.16%

2. Construction Cost

2.01 Construction - Science Center

UNCOMMITTED	\$218,217	\$0	\$0	\$0	
ACCO ENGINEERED SYSTEMS INC	\$62,883	\$62,883	\$51,675	\$0	82.18%
AMERICAN REPROGRAPHICS CO LLC	\$1,026	\$1,026	\$0	\$0	0.00%
ARROW RESTAURANT EQUIPMENT	\$4,888	\$4,888	\$0	\$0	0.00%
CAROLINA BIOLOGICAL SUPPLY	\$16,559	\$16,559	\$0	\$0	0.00%
CITY OF ORANGE (PUBLIC WORKS)	\$2,000	\$2,000	\$2,000	\$0	100.00%
DEVELOPMENT GROUP INC	\$12,914	\$12,914	\$0	\$0	0.00%
FISHER SCIENCE EDUCATION	\$18,400	\$18,400	\$0	\$0	0.00%
FLINN SCIENTIFIC INC	\$10,263	\$10,263	\$0	\$0	0.00%
GIANNELLI ELECTRIC INC	\$39,198	\$39,198	\$39,198	\$0	100.00%
GRUETT TREE CO INC (Removal of Trees)	\$7,625	\$7,625	\$7,625	\$0	100.00%
INTEGRATED DEMOLITION AND REMEDIATION (Abatement and Demolition)	\$44,800	\$44,800	\$44,800	\$0	100.00%
J & A FENCE (Custodial Storage Fencing)	\$6,885	\$6,885	\$6,885	\$0	100.00%
KYA SERVICES LLC (Install Carpet)	\$0	\$0	\$0	\$0	
OLESH, KEITH (Termite Services)	\$1,500	\$1,500	\$1,500	\$0	100.00%
PINNER CONSTRUCTION	\$26,326,678	\$26,326,678	\$20,352,206	\$1,995,226	77.31%
SOUTHERN CALIFORNIA NEWS GROUP	\$0	\$0	\$0	\$0	
TIME & ALARM SYSTEMS	\$3,100	\$3,100	\$3,100	\$0	100.00%
TRIMARK RAYGAL LLC	\$0	\$0	\$0	\$0	
UNIVERSAL ASPHALT CO (Remove and Patch Asphalt)	\$6,830	\$6,830	\$6,830	\$0	100.00%
VORTEX INDUSTRIES, INC.	\$6,804	\$6,804	\$6,804	\$0	100.00%
WW GRAINGER INC	\$2,292	\$2,292	\$110	\$0	4.78%
	\$26,792,861	\$26,574,644	\$20,522,732	\$1,995,226	76.60%

3. Program and Construction Management

3.01 Program Management Fees

UNCOMMITTED	\$1,075,604	\$0	\$0	\$0	
CUMMING CONSTRUCTION MGMT INC	\$749,191	\$1,338,488	\$684,771	\$23,976	91.40%
	\$1,824,795	\$1,338,488	\$684,771	\$23,976	37.53%

3.02 Construction Management Fees

UNCOMMITTED	\$744,514	\$0	\$0	\$0	
BALFOUR BEATTY CONSTRUCTION	\$1,657,500	\$1,657,501	\$1,656,982	\$0	99.97%
CORDOBA CORPORATION	\$74,438	\$74,438	\$66,859	\$11,340	89.82%
	\$2,476,451	\$1,731,938	\$1,723,841	\$11,340	69.61%



Measure S Bond Program

Financial Report for July 2020 (preliminary)

Budget vs Actuals - By School and Budget Category with Vendor Detail

QSS Data thru 7/31/2020

	Budget	Contracted to Date	Expended to Date	Quarterly Expense Jul '20 - Sep '20	% Expended
4. Construction Support Costs					
4.01 Rental					
UNCOMMITTED	\$0	\$0	\$0	\$0	
	\$0	\$0	\$0	\$0	
4.02 Title, Environmental, Stormwater Management					
UNCOMMITTED	\$47,386	\$0	\$0	\$0	
CHICAGO TITLE COMPANY	\$1,500	\$1,500	\$1,500	\$0	100.00%
OUSD COST OF INTEREST DISTRIBUTION	\$1	\$1	\$1	\$0	100.00%
PLACEWORKS INC	\$52,231	\$52,231	\$52,231	\$0	100.00%
STATE WATER RESOURCES CONTROL BOARD (SWRCB)	\$726	\$726	\$726	\$0	100.00%
	\$101,844	\$54,458	\$54,458	\$0	53.47%
4.03 Commissioning					
UNCOMMITTED	\$6,117	\$0	\$0	\$0	
P2S ENGINEERING INC	\$30,585	\$30,585	\$28,343	\$484	92.67%
	\$36,702	\$30,585	\$28,343	\$484	77.22%
4.04 Builders Risk Insurance					
UNCOMMITTED	\$0	\$0	\$0	\$0	
	\$0	\$0	\$0	\$0	
4.05 DSA Review Fees					
UNCOMMITTED	\$119,114	\$0	\$0	\$0	
DIVISION OF STATE ARCHITECT	\$252,750	\$252,750	\$252,750	\$0	100.00%
OUSD REVOLVING CASH	\$500	\$500	\$500	\$0	100.00%
	\$372,364	\$253,250	\$253,250	\$0	68.01%
4.06 Postage, Printing & Advertising					
UNCOMMITTED	\$36,302	\$0	\$0	\$0	
AMERICAN REPROGRAPHICS CO LLC	\$11,807	\$11,807	\$8,734	\$0	73.98%
SOUTHERN CALIFORNIA NEWS GROUP	\$8,518	\$8,518	\$8,518	\$0	100.00%
	\$56,626	\$20,325	\$17,252	\$0	30.47%
4.07 DSA Inspection					
UNCOMMITTED	\$145,585	\$0	\$0	\$0	
KNOWLAND CONSTRUCTION SERVICES	\$293,319	\$293,319	\$246,732	\$25,404	84.12%
	\$438,904	\$293,319	\$246,732	\$25,404	56.22%
4.08 DSA Construction Phase Testing					
UNCOMMITTED	\$125,025	\$0	\$0	\$0	
NINYO & MOORE	\$327,624	\$327,624	\$220,246	\$23,491	67.23%
	\$452,649	\$327,624	\$220,246	\$23,491	48.66%
4.09 Relocation					
UNCOMMITTED	\$25,000	\$0	\$0	\$0	
	\$25,000	\$0	\$0	\$0	0.00%
4.10 Labor Compliance					



Measure S Bond Program

Financial Report for July 2020 (preliminary)

Budget vs Actuals - By School and Budget Category with Vendor Detail

QSS Data thru 7/31/2020

	Budget	Contracted to Date	Expended to Date	Quarterly Expense Jul '20 - Sep '20	% Expended
UNCOMMITTED	\$40,951	\$0	\$0	\$0	
	\$40,951	\$0	\$0	\$0	0.00%
4.11 Preliminary Testing (Hazmat, Topo Survey, Geo					
UNCOMMITTED	\$503,187	\$0	\$0	\$0	
CALIFORNIA GEOLOGICAL SURVEY (Geology and Seismology Review)	\$3,600	\$3,600	\$3,600	\$0	100.00%
KOURY ENGINEERING & TESTING INC (Geotechnical Engineering)	\$13,300	\$13,300	\$13,300	\$0	100.00%
PENCO ENGINEERING INC (Topographical Survey Services)	\$42,350	\$42,350	\$41,070	\$0	96.98%
RMA GROUP (dba SITESCAN)	\$49,533	\$49,533	\$49,533	\$0	100.00%
	\$611,970	\$108,783	\$107,503	\$0	17.57%
4.12 Utility Connection Fees (with Local Permittin					
UNCOMMITTED	\$154,391	\$0	\$0	\$0	
CITY OF ORANGE (PUBLIC WORKS)	\$2,500	\$2,500	\$2,500	\$0	100.00%
SOUTHERN CALIFORNIA EDISON	\$6,912	\$6,912	\$6,912	\$0	100.00%
	\$163,803	\$9,412	\$9,412	\$0	5.75%
4.13 FF&E (Laboratory Tables and Chairs, other)					
	\$7,904	\$7,904	\$0	\$0	0.00%
UNCOMMITTED	\$54,905	\$0	\$0	\$0	
CONEXWEST	\$9,466	\$9,466	\$9,419	\$0	99.51%
SIERRA SCHOOL EQUIPMENT COMPANY	\$464,248	\$464,248	\$0	\$0	0.00%
TURTLE STORAGE dba AMERICAN BICYCLE CO	\$6,871	\$6,871	\$0	\$0	0.00%
VORTEX INDUSTRIES, INC.	\$0	\$0	\$0	\$0	
	\$543,395	\$488,490	\$9,419	\$0	1.73%
4.14 Legal Counsel					
UNCOMMITTED	\$81,902	\$0	\$0	\$0	
	\$81,902	\$0	\$0	\$0	0.00%
5. Contingency					
5.01 Construction Contingency					
UNCOMMITTED	\$2,279,722	\$0	\$0	\$0	
	\$2,279,722	\$0	\$0	\$0	0.00%
5.02 Project Contingency					
UNCOMMITTED	\$4,385,216	\$0	\$0	\$0	
	\$4,385,216	\$0	\$0	\$0	0.00%
Total 392-9520 Orange HS Science Bldg (DSA 04-116859)	\$42,708,601	\$33,102,827	\$25,560,699	\$2,079,921	59.85%
392-9520 Orange HS Shade Structure (DSA 04-118351)					
2. Construction Cost					
2.01 Construction					
UNCOMMITTED	\$0	\$0	\$0	\$0	



Measure S Bond Program

Financial Report for July 2020 (preliminary)

Budget vs Actuals - By School and Budget Category with Vendor Detail

QSS Data thru 7/31/2020

	Budget	Contracted to Date	Expended to Date	Quarterly Expense Jul '20 - Sep '20	% Expended
PINNER CONSTRUCTION	\$113,500	\$113,500	\$113,500	\$0	100.00%
	\$113,500	\$113,500	\$113,500	\$0	100.00%
4. Construction Support Costs					
4.05 DSA Review Fees					
UNCOMMITTED	\$0	\$0	\$0	\$0	
DIVISION OF STATE ARCHITECT	\$1,873	\$1,873	\$1,873	\$0	100.00%
	\$1,873	\$1,873	\$1,873	\$0	100.00%
4.07 DSA Inspection					
UNCOMMITTED	\$0	\$0	\$0	\$0	
KNOWLAND CONSTRUCTION SERVICES	\$29,928	\$29,928	\$1,740	\$0	5.81%
	\$29,928	\$29,928	\$1,740	\$0	5.81%
4.08 DSA Construction Phase Testing					
UNCOMMITTED	\$0	\$0	\$0	\$0	
NINYO & MOORE	\$7,408	\$7,408	\$7,408	\$0	100.00%
	\$7,408	\$7,408	\$7,408	\$0	100.00%
Total 392-9520 Orange HS Shade Structure (DSA 04-118351)	\$152,709	\$152,709	\$124,521	\$0	81.54%
392-9520 Orange HS Site Improvements (DSA 04-116673)					
1. Design Cost					
1.01 Architect					
UNCOMMITTED	\$0	\$0	\$0	\$0	
LIONAKIS	\$450,189	\$450,189	\$440,430	\$0	97.83%
SILVER CREEK INDUSTRIES INC (Engineering for Warming Kitchen Relocatable Building)	\$29,682	\$29,682	\$29,682	\$0	100.00%
	\$479,871	\$479,871	\$470,112	\$0	97.97%
2. Construction Cost					
2.01 Construction - Site					
UNCOMMITTED	\$0	\$0	\$0	\$0	
ACCO ENGINEERED SYSTEMS INC	\$209,074	\$209,074	\$209,074	\$0	100.00%
KYA SERVICES LLC (Install Carpet)	\$20,824	\$20,824	\$9,564	\$0	45.93%
SWINERTON BUILDERS	\$6,556,428	\$6,556,428	\$6,556,428	\$0	100.00%
TRIMARK RAYGAL LLC	\$89,860	\$89,860	\$89,860	\$0	100.00%
	\$6,876,186	\$6,876,186	\$6,864,926	\$0	99.84%
4. Construction Support Costs					
4.02 Title, Environmental, Stormwater Management					
UNCOMMITTED	\$0	\$0	\$0	\$0	
ORANGE COUNTY HEALTH CARE AGENCY	\$1,470	\$1,470	\$1,470	\$0	100.00%



Measure S Bond Program

Financial Report for July 2020 (preliminary)

Budget vs Actuals - By School and Budget Category with Vendor Detail

QSS Data thru 7/31/2020

	Budget	Contracted to Date	Expended to Date	Quarterly Expense Jul '20 - Sep '20	% Expended
4.03 Commissioning	\$1,470	\$1,470	\$1,470	\$0	100.00%
UNCOMMITTED	\$0	\$0	\$0	\$0	
P2S ENGINEERING INC	\$4,755	\$4,755	\$3,338	\$0	70.20%
	\$4,755	\$4,755	\$3,338	\$0	70.20%
4.05 DSA Review Fees					
UNCOMMITTED	\$3,853	\$0	\$0	\$0	
DIVISION OF STATE ARCHITECT	\$94,585	\$94,585	\$94,585	\$0	100.00%
	\$98,438	\$94,585	\$94,585	\$0	96.09%
4.06 Postage, Printing & Advertising					
UNCOMMITTED	\$1	\$0	\$0	\$0	
AMERICAN REPROGRAPHICS CO LLC	\$7,630	\$7,630	\$7,630	\$0	100.00%
SOUTHERN CALIFORNIA NEWS GROUP	\$1,264	\$1,264	\$1,264	\$0	100.00%
	\$8,895	\$8,894	\$8,894	\$0	99.99%
4.07 DSA Inspection					
UNCOMMITTED	\$0	\$0	\$0	\$0	
KNOWLAND CONSTRUCTION SERVICES	\$104,480	\$104,480	\$96,985	\$0	92.83%
	\$104,480	\$104,480	\$96,985	\$0	92.83%
4.08 DSA Construction Phase Testing					
UNCOMMITTED	\$0	\$0	\$0	\$0	
NINYO & MOORE	\$113,255	\$113,255	\$112,544	\$0	99.37%
	\$113,255	\$113,255	\$112,544	\$0	99.37%
4.11 Preliminary Testing (Hazmat, Topo Survey, Geo					
UNCOMMITTED	\$0	\$0	\$0	\$0	
ENVIRONMENTAL NETWORK CORPORATION	\$9,100	\$9,100	\$9,012	\$0	99.03%
	\$9,100	\$9,100	\$9,012	\$0	99.03%
5. Contingency					
5.01 Construction Contingency					
UNCOMMITTED	\$11,778	\$0	\$0	\$0	
	\$11,778	\$0	\$0	\$0	0.00%
5.02 Project Contingency					
UNCOMMITTED	\$298,271	\$0	\$0	\$0	
	\$298,271	\$0	\$0	\$0	0.00%
Total 392-9520 Orange HS Site Improvements (DSA 04-116673)	\$8,006,498	\$7,692,596	\$7,661,866	\$0	95.70%
392-9520 Orange HS Phase II Planning and Design					
1. Design Cost					
1.01 Architect					
UNCOMMITTED	\$121,050	\$0	\$0	\$0	



Measure S Bond Program

Financial Report for July 2020 (preliminary)

Budget vs Actuals - By School and Budget Category with Vendor Detail

QSS Data thru 7/31/2020

	Budget	Contracted to Date	Expended to Date	Quarterly Expense Jul '20 - Sep '20	% Expended
LIONAKIS	\$1,409,450	\$1,409,450	\$83,205	\$7,068	5.90%
	\$1,530,500	\$1,409,450	\$83,205	\$7,068	5.44%
Total 392-9520 Orange HS Phase II Planning and Design	\$1,530,500	\$1,409,450	\$83,205	\$7,068	5.44%
392-TBD Orange HS Science Center Unallocated Funds F22					
1. Unallocated Bond Funds					
1.01 Unbudgeted Bond Funds					
UNCOMMITTED	\$1,520,780	\$0	\$0	\$0	
	\$1,520,780	\$0	\$0	\$0	0.00%
Total 392-TBD Orange HS Science Center Unallocated Funds F22	\$1,520,780	\$0	\$0	\$0	0.00%
392-9520 Orange HS Unallocated Funds F21					
5. Program Reserve					
5.03 Interest Earned - Reserve					
UNCOMMITTED	\$840,506	\$0	\$0	\$0	
	\$840,506	\$0	\$0	\$0	0.00%
4. Construction Support Costs					
4.15 Miscellaneous Fees					
UNCOMMITTED	\$0	\$0	\$0	\$0	
OUSD COST OF INTEREST DISTRIBUTION	\$25,457	\$25,457	\$25,457	\$0	100.00%
	\$25,457	\$25,457	\$25,457	\$0	100.00%
Total 392-9520 Orange HS Unallocated Funds F21	\$865,963	\$25,457	\$25,457	\$0	2.94%
392-TBD Orange HS Unallocated Funds F22					
1. Unallocated Bond Funds					
1.01 Unbudgeted Bond Funds					
UNCOMMITTED	\$17,978,844	\$0	\$0	\$0	
	\$17,978,844	\$0	\$0	\$0	0.00%
Total 392-TBD Orange HS Unallocated Funds F22	\$17,978,844	\$0	\$0	\$0	0.00%
Orange High School	\$72,865,963	\$42,485,107	\$33,557,816	\$2,086,988	46.05%
Villa Park High School					
394-0000 Villa Park HS IP Surveillance Camera and Systems					
1. FF&E (IP Surveillance Camera)					
\$5000+ New Equipment [6400-0]					



Measure S Bond Program

Financial Report for July 2020 (preliminary)

Budget vs Actuals - By School and Budget Category with Vendor Detail

QSS Data thru 7/31/2020

	Budget	Contracted to Date	Expended to Date	Quarterly Expense Jul '20 - Sep '20	% Expended
UNCOMMITTED	\$0	\$0	\$0	\$0	
CDW GOVERNMENT INC (Parts for IP Camera Systems)	\$32,182	\$32,182	\$32,182	\$0	100.00%
DIGITAL NETWORKS GROUP INC (F/I IP Camera Software)	\$8,635	\$8,635	\$8,635	\$0	100.00%
INTER-PACIFIC INC	\$22,133	\$22,133	\$22,133	\$0	100.00%
	\$62,949	\$62,949	\$62,949	\$0	100.00%
Total 394-0000 Villa Park HS IP Surveillance Camera and Systems	\$62,949	\$62,949	\$62,949	\$0	100.00%
394-9520 Villa Park HS Science Center (DSA 04-117022)					
1. Design Cost					
1.01 Architect					
UNCOMMITTED	\$235,288	\$0	\$0	\$0	
DKS ASSOCIATES	\$78,310	\$78,310	\$74,310	\$0	94.89%
LIONAKIS	\$14,059	\$14,059	\$14,059	\$0	100.00%
LPA INC	\$2,161,858	\$2,161,858	\$1,885,301	\$0	87.21%
	\$2,489,515	\$2,254,227	\$1,973,670	\$0	79.28%
2. Construction Cost					
2.01 Construction					
UNCOMMITTED	\$392,820	\$0	\$0	\$0	
ACCO ENGINEERED SYSTEMS INC	\$150,829	\$150,829	\$127,947	\$0	84.83%
AMERICAN REPROGRAPHICS CO LLC	\$1,026	\$1,026	\$0	\$0	0.00%
ANGELES CONTRACTOR, INC	\$20,231,083	\$20,231,083	\$6,435,356	\$137,975	31.81%
ARROW RESTAURANT EQUIPMENT	\$14,076	\$14,076	\$0	\$0	0.00%
CAROLINA BIOLOGICAL SUPPLY	\$24,213	\$24,213	\$0	\$0	0.00%
DEVELOPMENT GROUP INC	\$16,057	\$16,057	\$0	\$0	0.00%
FISHER SCIENCE EDUCATION	\$26,187	\$26,187	\$0	\$0	0.00%
FLINN SCIENTIFIC INC	\$12,364	\$12,364	\$0	\$0	0.00%
WW GRAINGER INC	\$2,923	\$2,923	\$110	\$0	3.75%
	\$20,871,579	\$20,478,759	\$6,563,412	\$137,975	31.45%
3. Program and Construction Management					
3.01 Program Management Fees					
UNCOMMITTED	\$888,571	\$0	\$0	\$0	
CORDOBA CORPORATION	\$0	\$0	\$0	\$0	
CUMMING CONSTRUCTION MGMT INC	\$682,224	\$1,155,135	\$636,662	\$20,140	93.32%
	\$1,570,795	\$1,155,135	\$636,662	\$20,140	40.53%
3.02 Construction Management Fees					
UNCOMMITTED	\$728,134	\$0	\$0	\$0	
CORDOBA CORPORATION	\$1,459,850	\$1,571,242	\$1,376,618	\$46,893	94.30%
	\$2,187,983	\$1,571,242	\$1,376,618	\$46,893	62.92%



Measure S Bond Program

Financial Report for July 2020 (preliminary)

Budget vs Actuals - By School and Budget Category with Vendor Detail

QSS Data thru 7/31/2020

	Budget	Contracted to Date	Expended to Date	Quarterly Expense Jul '20 - Sep '20	% Expended
4. Construction Support Costs					
4.01 Rental					
UNCOMMITTED	\$44,408	\$0	\$0	\$0	
	\$44,408	\$0	\$0	\$0	0.00%
4.02 Title, Environmental, Stormwater Management					
UNCOMMITTED	\$37,152	\$0	\$0	\$0	
CHICAGO TITLE COMPANY	\$750	\$750	\$750	\$0	100.00%
OUSD COST OF INTEREST DISTRIBUTION	\$1	\$1	\$1	\$0	100.00%
PLACEWORKS INC	\$87,059	\$87,059	\$73,237	\$0	84.12%
	\$124,962	\$87,810	\$73,987	\$0	59.21%
4.03 Commissioning					
UNCOMMITTED	\$9,722	\$0	\$0	\$0	
P2S ENGINEERING INC	\$31,635	\$31,635	\$25,218	\$0	79.72%
	\$41,357	\$31,635	\$25,218	\$0	60.98%
4.04 Builders Risk Insurance					
UNCOMMITTED	\$0	\$0	\$0	\$0	
	\$0	\$0	\$0	\$0	
4.05 DSA Review Fees					
UNCOMMITTED	\$38,256	\$0	\$0	\$0	
DIVISION OF STATE ARCHITECT	\$289,250	\$289,250	\$289,250	\$0	100.00%
	\$327,506	\$289,250	\$289,250	\$0	88.32%
4.06 Postage, Printing & Advertising					
UNCOMMITTED	\$30,773	\$0	\$0	\$0	
AMERICAN REPROGRAPHICS CO LLC	\$14,006	\$14,006	\$10,816	\$0	77.22%
SOUTHERN CALIFORNIA NEWS GROUP	\$1,768	\$1,768	\$1,768	\$0	100.00%
	\$46,548	\$15,774	\$12,583	\$0	27.03%
4.07 DSA Inspection					
UNCOMMITTED	\$94,895	\$0	\$0	\$0	
BPI INSPECTION SERVICE	\$273,615	\$273,615	\$192,249	\$0	70.26%
	\$368,510	\$273,615	\$192,249	\$0	52.17%
4.08 DSA Construction Phase Testing					
UNCOMMITTED	\$0	\$0	\$0	\$0	
NINYO & MOORE	\$534,755	\$534,755	\$450,699	\$200,537	84.28%
	\$534,755	\$534,755	\$450,699	\$200,537	84.28%
4.09 Relocation					
UNCOMMITTED	\$24,640	\$0	\$0	\$0	
	\$24,640	\$0	\$0	\$0	0.00%
4.10 Labor Compliance					
UNCOMMITTED	\$27,622	\$0	\$0	\$0	
	\$27,622	\$0	\$0	\$0	0.00%



Measure S Bond Program

Financial Report for July 2020 (preliminary)

Budget vs Actuals - By School and Budget Category with Vendor Detail

QSS Data thru 7/31/2020

	Budget	Contracted to Date	Expended to Date	Quarterly Expense Jul '20 - Sep '20	% Expended
4.11 Preliminary Testing (Hazmat, Topo Survey, Geo)					
UNCOMMITTED	\$114,685	\$0	\$0	\$0	
CALIFORNIA GEOLOGICAL SURVEY (Geology and Seismology Review)	\$3,600	\$3,600	\$3,600	\$0	100.00%
ENVIRONMENTAL NETWORK CORPORATION	\$3,140	\$3,140	\$3,070	\$0	97.77%
LEIGHTON CONSULTING INC (Geotechnical Engineering)	\$20,000	\$20,000	\$16,549	\$0	82.75%
PSOMAS (Topographical Survey)	\$27,000	\$27,000	\$21,034	\$0	77.90%
RMA GROUP (dba SITESCAN)	\$53,125	\$53,125	\$38,220	\$0	71.94%
SPECTRUM FIRE PROTECTION (Fire Hydrant Flow Test)	\$1,000	\$1,000	\$1,000	\$0	100.00%
	\$222,550	\$107,865	\$83,473	\$0	37.51%
4.12 Utility Connection Fees (with Local Permittin					
UNCOMMITTED	\$152,436	\$0	\$0	\$0	
STATE WATER RESOURCES CONTROL BOARD (SWRCB)	\$484	\$484	\$484	\$0	100.00%
	\$152,920	\$484	\$484	\$0	0.32%
4.13 FF&E (Laboratory Tables and Chairs, other)					
UNCOMMITTED	\$100,995	\$0	\$0	\$0	
CULVER-NEWLIN INC	\$12,359	\$12,359	\$12,359	\$0	100.00%
INTER-PACIFIC INC	\$7,325	\$7,325	\$0	\$0	0.00%
SIERRA SCHOOL EQUIPMENT COMPANY	\$485,250	\$485,250	\$0	\$0	0.00%
	\$605,929	\$504,934	\$12,359	\$0	2.04%
4.14 Legal Counsel					
UNCOMMITTED	\$55,244	\$0	\$0	\$0	
	\$55,244	\$0	\$0	\$0	0.00%
5. Contingency					
5.01 Construction Contingency					
UNCOMMITTED	\$2,335,665	\$0	\$0	\$0	
	\$2,335,665	\$0	\$0	\$0	0.00%
5.02 Project Contingency					
UNCOMMITTED	\$7,244,477	\$0	\$0	\$0	
	\$7,244,477	\$0	\$0	\$0	0.00%
Total 394-9520 Villa Park HS Science Center (DSA 04-117022)	\$39,276,964	\$27,305,485	\$11,690,665	\$405,545	29.76%
394-9520 Villa Park HS Interim Housing (DSA 04-116788)					
1. Design Cost					
1.01 Architect					
UNCOMMITTED	\$0	\$0	\$0	\$0	
LPA INC	\$70,000	\$70,000	\$70,000	\$0	100.00%
	\$70,000	\$70,000	\$70,000	\$0	100.00%



Measure S Bond Program

Financial Report for July 2020 (preliminary)

Budget vs Actuals - By School and Budget Category with Vendor Detail

QSS Data thru 7/31/2020

	Budget	Contracted to Date	Expended to Date	Quarterly Expense Jul '20 - Sep '20	% Expended
2. Construction Cost					
2.01 Construction					
UNCOMMITTED	\$0	\$0	\$0	\$0	
ACCO ENGINEERED SYSTEMS INC	\$36,527	\$36,527	\$36,527	\$0	100.00%
ANGELES CONTRACTOR, INC	\$1,074,556	\$1,074,556	\$1,074,556	\$0	100.00%
	\$1,111,083	\$1,111,083	\$1,111,083	\$0	100.00%
4. Construction Support Costs					
4.01 Rental					
UNCOMMITTED	\$0	\$0	\$0	\$0	
ELITE MODULAR LEASING & SALES INC	\$444,082	\$444,082	\$376,482	\$0	84.78%
	\$444,082	\$444,082	\$376,482	\$0	84.78%
4.05 DSA Review Fees					
UNCOMMITTED	\$0	\$0	\$0	\$0	
DIVISION OF STATE ARCHITECT	\$24,163	\$24,163	\$24,163	\$0	100.00%
	\$24,163	\$24,163	\$24,163	\$0	100.00%
4.07 DSA Inspection					
UNCOMMITTED	\$0	\$0	\$0	\$0	
BPI INSPECTION SERVICE	\$43,265	\$43,265	\$43,265	\$0	100.00%
	\$43,265	\$43,265	\$43,265	\$0	100.00%
4.08 DSA Construction Phase Testing					
UNCOMMITTED	\$0	\$0	\$0	\$0	
NINYO & MOORE	\$41,908	\$41,908	\$41,908	\$0	100.00%
	\$41,908	\$41,908	\$41,908	\$0	100.00%
4.09 Relocation Services (Charged to District)					
UNCOMMITTED	\$0	\$0	\$0	\$0	
Beltmann Group, Inc.	\$4,640	\$4,640	\$4,640	\$0	100.00%
	\$4,640	\$4,640	\$4,640	\$0	100.00%
Total 394-9520 Villa Park HS Interim Housing (DSA 04-116788)	\$1,739,140	\$1,739,140	\$1,671,540	\$0	96.11%

394-9520 Villa Park HS Parking and Drop Off (DSA 04-118521)

1. Design Cost

1.01 Architect

UNCOMMITTED	\$0	\$0	\$0	\$0	
LPA INC	\$107,305	\$107,305	\$59,506	\$0	55.45%
	\$107,305	\$107,305	\$59,506	\$0	55.45%

2. Construction Cost

2.01 Construction

UNCOMMITTED	\$0	\$0	\$0	\$0	
-------------	-----	-----	-----	-----	--



Measure S Bond Program

Financial Report for July 2020 (preliminary)

Budget vs Actuals - By School and Budget Category with Vendor Detail

QSS Data thru 7/31/2020

	Budget	Contracted to Date	Expended to Date	Quarterly Expense Jul '20 - Sep '20	% Expended
ANGELES CONTRACTOR, INC	\$2,750,000	\$2,750,000	\$448,200	\$137,732	16.30%
	\$2,750,000	\$2,750,000	\$448,200	\$137,732	16.30%
4. Construction Support Costs					
4.05 DSA Review Fees					
UNCOMMITTED	\$5,233	\$0	\$0	\$0	
DIVISION OF STATE ARCHITECT	\$37,450	\$37,450	\$37,450	\$0	100.00%
	\$42,683	\$37,450	\$37,450	\$0	87.74%
4.06 Postage, Printing & Advertising					
UNCOMMITTED	\$0	\$0	\$0	\$0	
AMERICAN REPROGRAPHICS CO LLC	\$476	\$476	\$476	\$0	100.00%
	\$476	\$476	\$476	\$0	100.00%
4.07 DSA Inspection					
UNCOMMITTED	\$0	\$0	\$0	\$0	
BPI INSPECTION SERVICE	\$44,880	\$44,880	\$9,350	\$0	20.83%
	\$44,880	\$44,880	\$9,350	\$0	20.83%
4.08 DSA Construction Phase Testing					
UNCOMMITTED	\$0	\$0	\$0	\$0	
NINYO & MOORE	\$45,905	\$45,905	\$3,859	\$3,859	8.41%
	\$45,905	\$45,905	\$3,859	\$3,859	8.41%
Total 394-9520 Villa Park HS Parking and Drop Off (DSA 04-118521)	\$2,991,250	\$2,986,016	\$558,841	\$141,591	18.68%
394-9520 Villa Park HS Phase II Planning and Design					
1. Design Cost					
1.01 Architect					
UNCOMMITTED	\$0	\$0	\$0	\$0	
LPA INC	\$1,877,000	\$1,877,000	\$365,430	\$289,430	19.47%
	\$1,877,000	\$1,877,000	\$365,430	\$289,430	19.47%
Total 394-9520 Villa Park HS Phase II Planning and Design	\$1,877,000	\$1,877,000	\$365,430	\$289,430	19.47%
394-TBD Villa Park HS Science Center Unallocated Funds F22					
1. Unallocated Bond Funds					
1.01 Unbudgeted Bond Funds					
UNCOMMITTED	\$1,192,646	\$0	\$0	\$0	
	\$1,192,646	\$0	\$0	\$0	0.00%
Total 394-TBD Villa Park HS Science Center Unallocated Funds F22	\$1,192,646	\$0	\$0	\$0	0.00%
394-9520 Villa Park Unallocated Funds F21					



Measure S Bond Program

Financial Report for July 2020 (preliminary)

Budget vs Actuals - By School and Budget Category with Vendor Detail

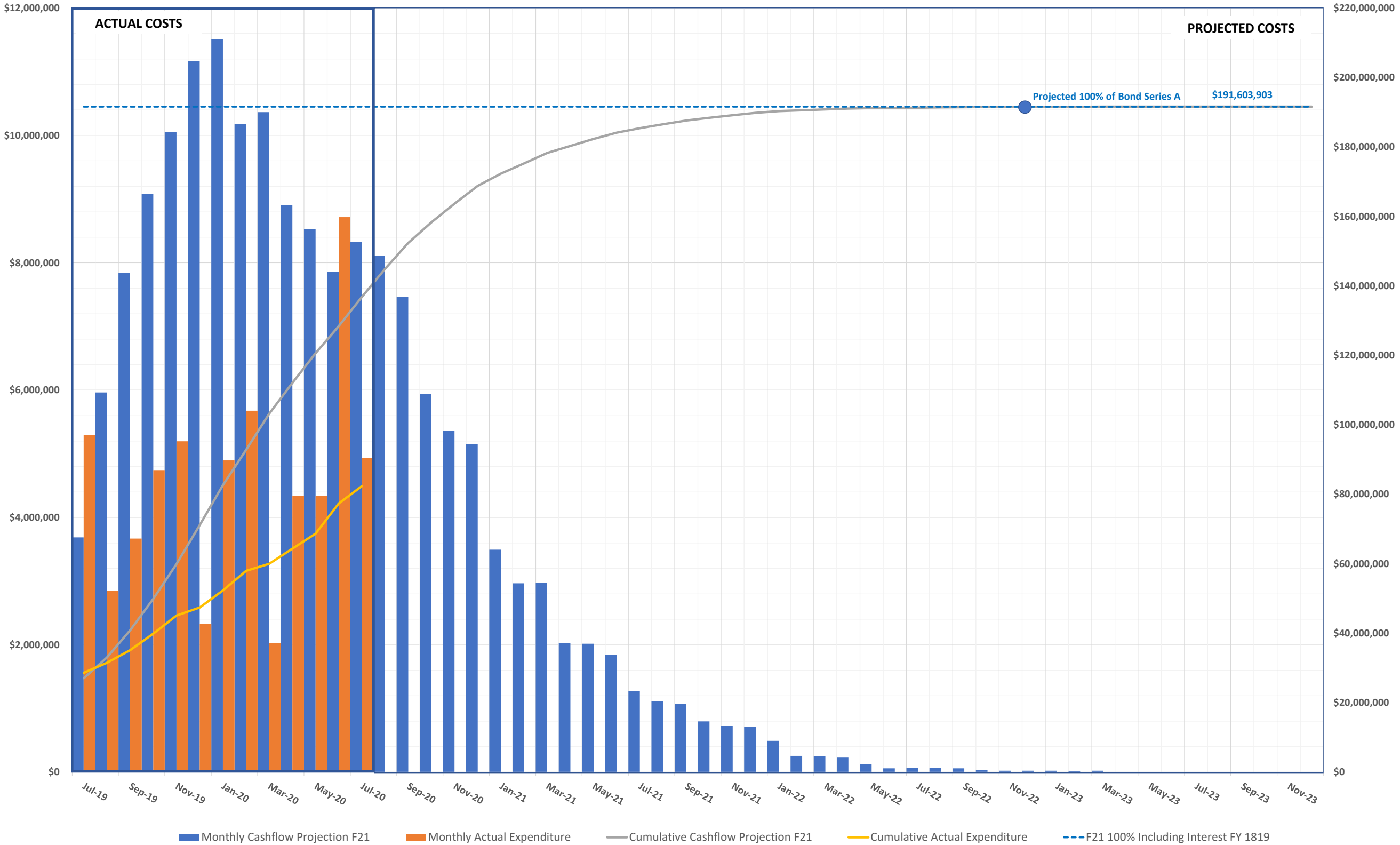
QSS Data thru 7/31/2020

	Budget	Contracted to Date	Expended to Date	Quarterly Expense Jul '20 - Sep '20	% Expended
4. Construction Support Costs					
4.15 Miscellaneous Fees					
UNCOMMITTED	\$0	\$0	\$0	\$0	
OUSD COST OF INTEREST DISTRIBUTION	\$20,426	\$20,426	\$20,426	\$0	100.00%
	\$20,426	\$20,426	\$20,426	\$0	100.00%
5. Program Reserve					
5.03 Interest Earned - Reserve					
UNCOMMITTED	\$0	\$0	\$0	\$0	
	\$0	\$0	\$0	\$0	
Total 394-9520 Villa Park Unallocated Funds F21	\$20,426	\$20,426	\$20,426	\$0	100.00%
394-TBD Villa Park Unallocated Funds F22					
1. Unallocated Bond Funds					
1.01 Unbudgeted Bond Funds					
UNCOMMITTED	\$25,538,287	\$0	\$0	\$0	
	\$25,538,287	\$0	\$0	\$0	0.00%
Total 394-TBD Villa Park Unallocated Funds F22	\$25,538,287	\$0	\$0	\$0	0.00%
Villa Park High School	\$72,698,662	\$33,991,016	\$14,369,852	\$836,566	19.77%

3.2 CASH FLOW PROJECTIONS



MEASURE S BOND PROGRAM - Series A 2018 CASH FLOW PROJECTION (Phase I and II)
Actual Costs thru July 31, 2020 (excluding unpaid accruals)
Fund 21 Planned Costs Projected as of June 30, 2019



4.0 PROGRAM SCHEDULE SUMMARY



MEASURE S BOND PROGRAM - PHASE I: SCHEDULE SUMMARY

2016			2017												2018												2019											
4th Quarter 2016			1st Quarter 2017			2nd Quarter 2017			3rd Quarter 2017			4th Quarter 2017			1st Quarter 2018			2nd Quarter 2018			3rd Quarter 2018			4th Quarter 2018			1st Quarter 2019			2nd Quarter 2019								
Oct	Nov	Dec	Jan	Feb	Mar	Apr	May	Jun	Jul	Aug	Sep	Oct	Nov	Dec	Jan	Feb	Mar	Apr	May	Jun	Jul	Aug	Sep	Oct	Nov	Dec	Jan	Feb	Mar	Apr	May	Jun						
			BOND SALE SERIES A - \$188M																																			
			ORANGE HS - Site Infrastructure, Move Relocatable Buildings, Bus Drop-Off, Restroom Renovation & Satellite Kitchen - COMPLETED																																			
			PROGRAM PHASE			DESIGN PHASE						DSA REVIEW & APPROVAL						BID & AWARD			INFRASTRUCTURE						SATELLITE KITCHEN CONSTRUCTION						FF&E/CLOSEOUT					
			ORANGE HS - STEM Building, Medically Fragile Classrooms, New Fire Lanes																																			
			PROGRAM PHASE			DESIGN PHASE												DSA REVIEW & APPROVAL						BID & AWARD						CONSTRUCTION								
			VILLA PARK HS - STEM Building, Medically Fragile Classrooms, Interim Housing, Site Infrastructure, Stormwater Bioretention Basin																																			
			PROGRAM PHASE					DESIGN PHASE															DSA REVIEW & APPROVAL						BID & AWARD					CONSTRUCTION				
			EL MODENA HS - STEM Building, Medically Fragile Classrooms, Site Infrastructure, New Fire Lanes, Parking Lot Lighting																																			
			PROGRAM PHASE				DESIGN PHASE																DSA REVIEW & APPROVAL						BID & AWARD					CONSTRUCTION				
CANYON HS - STEM Building, Site Infrastructure, Temporary Kitchen, New Classrooms, Administration, MPR Entry, Food Service, Drop-Off Circulation,																																						
PROGRAM PHASE					DESIGN PHASE															DSA REVIEW & APPROVAL						BID & AWARD												

Villa Park HS Schematic Design & Budget Board Approved 6/8/17

Canyon HS Schematic Design & Budget Board Approved 5/25/17

El Modena HS Schematic Design & Budget Board Approved 5/11/17

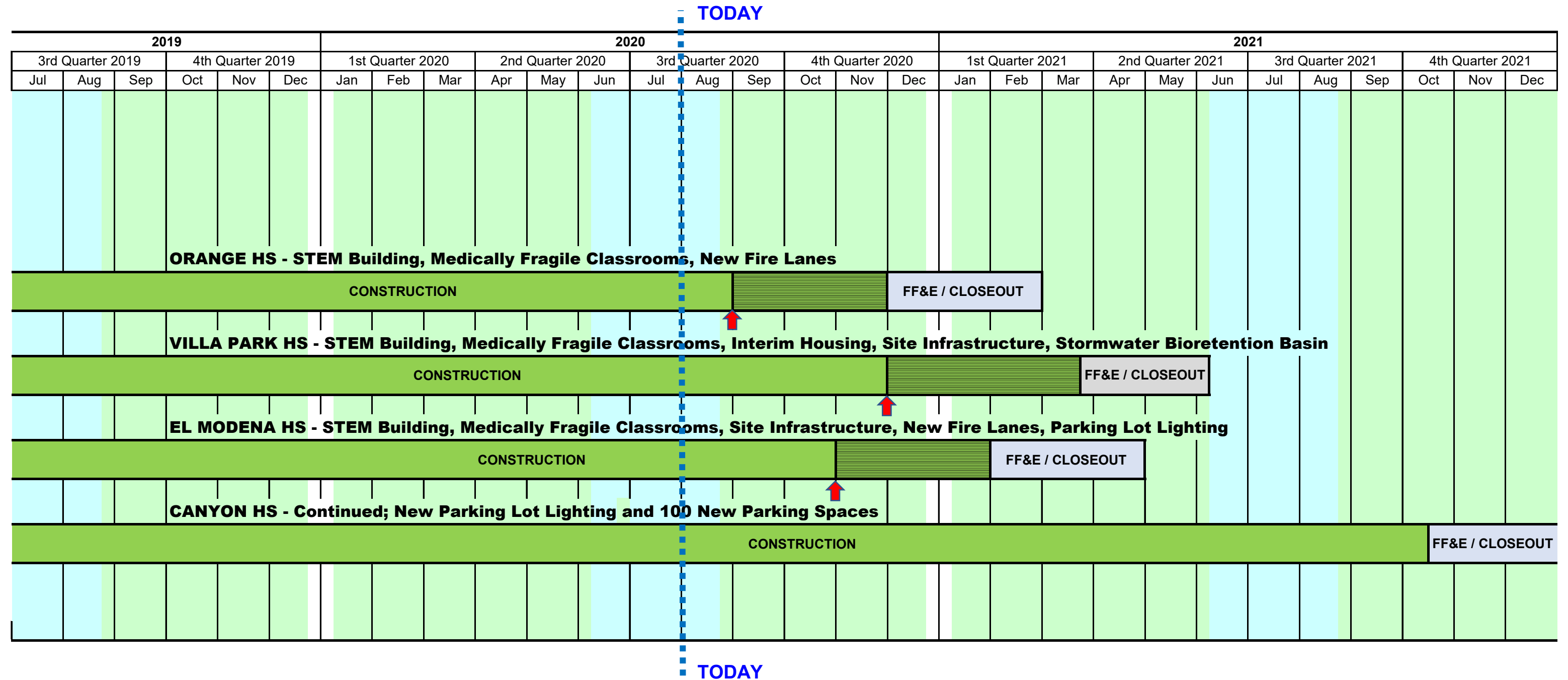
Orange HS Schematic Design & Budget Board Approved 4/13/17

- Program Manager Starts Work 1/17/17

- Bond Measure S Passes by 62% on 11/8/16



MEASURE S BOND PROGRAM - PHASE I: SCHEDULE SUMMARY



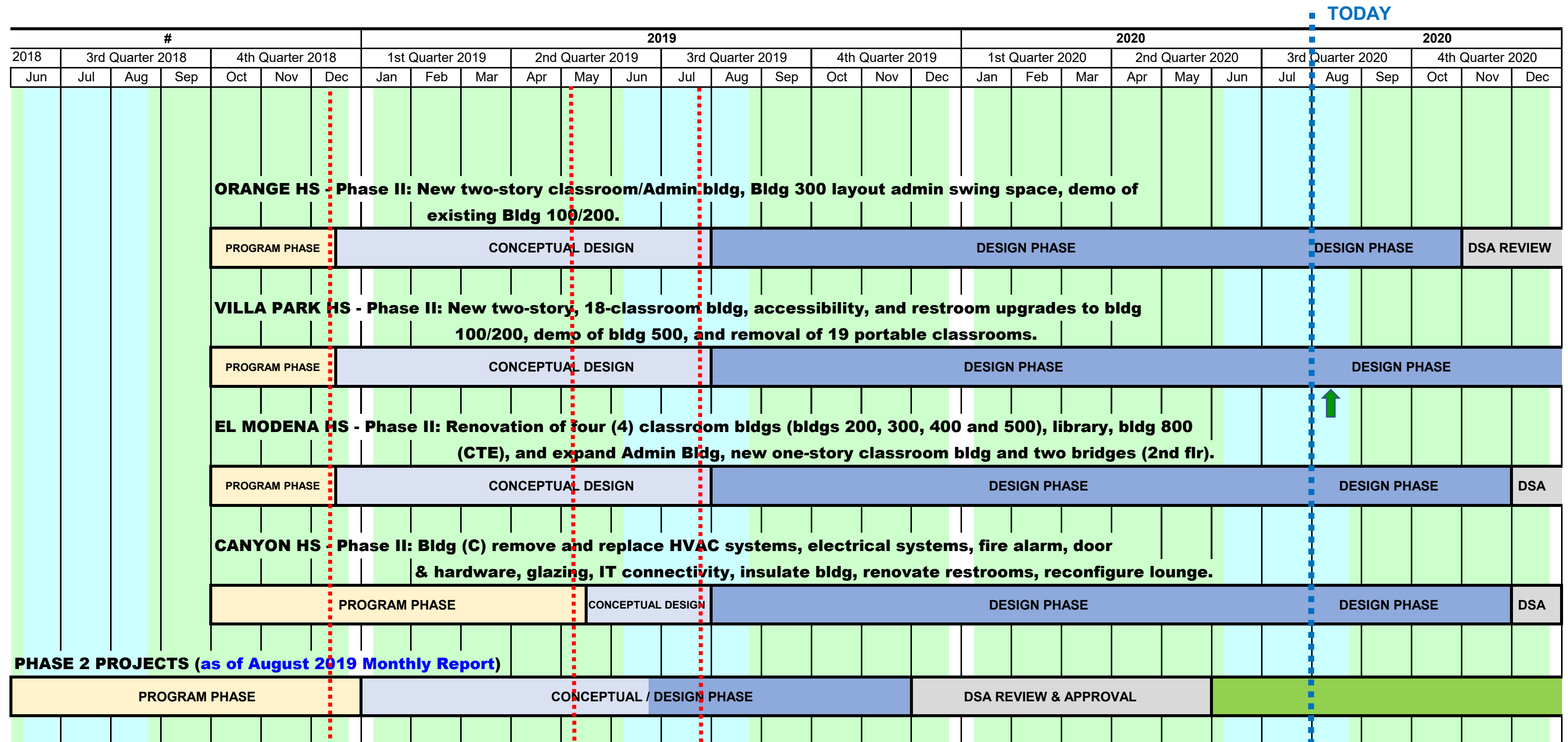
SUMMER BREAK



There is a date under negotiation that may extend this substantial completion date.



MEASURE S BOND PROGRAM - PHASE II: SCHEDULE SUMMARY



SUMMER BREAK

Conceptual Design Board Approved 12/13/18

Conceptual Design Board Approved 5/9/19 for Canyon HS

Phase II Design & Budget Board Approved 7/25/19

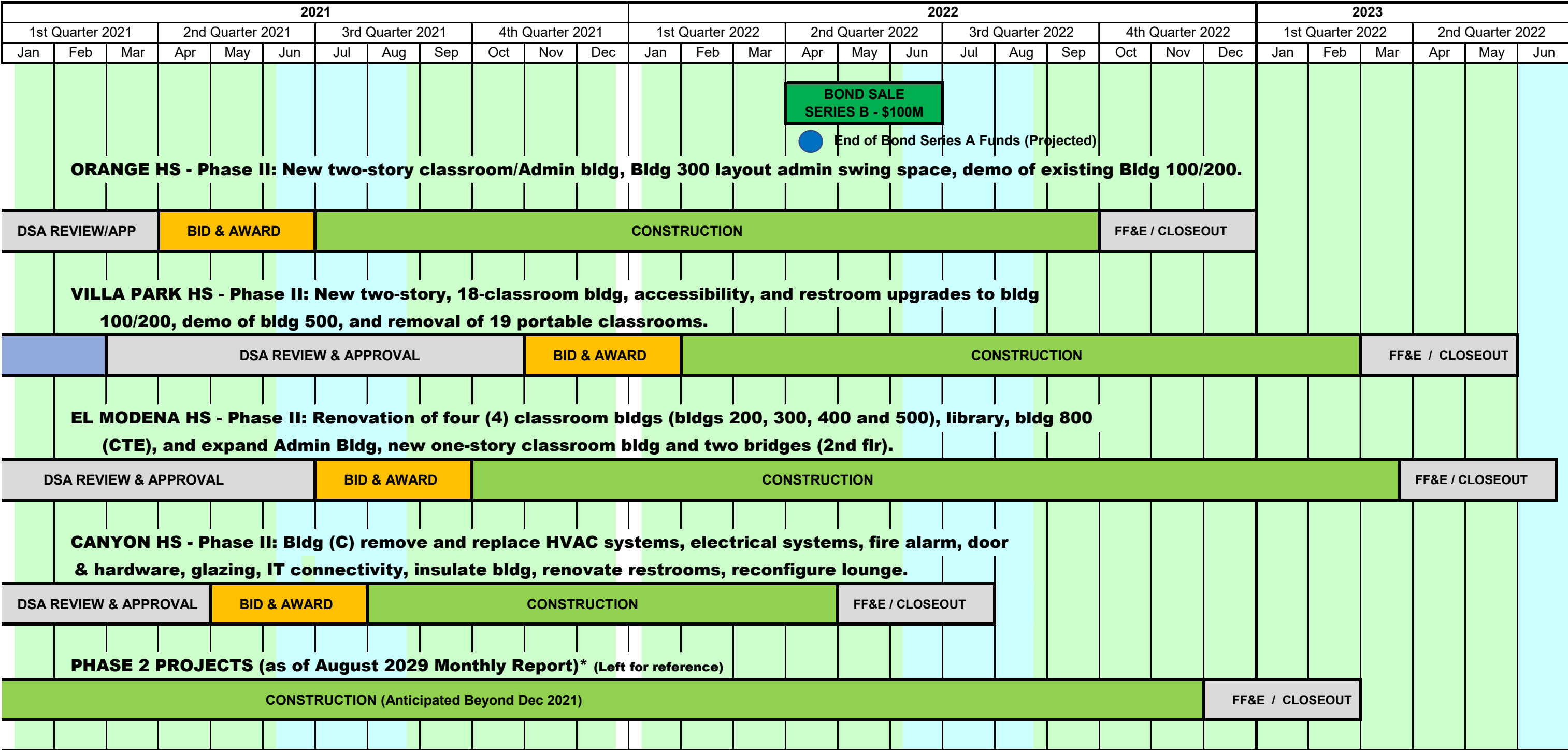
- Orange HS
- El Modena HS
- Villa Park HS

- Orange HS
- El Modena HS
- Villa Park HS
- Canyon HS

■ TODAY



MEASURE S BOND PROGRAM - PHASE II SCHEDULE SUMMARY



SUMMER BREAK

Phase II Design Document & Construction Estimate Board Approval

- Orange HS
- El Modena HS
- Villa Park HS - August 13, 2020 Board Meeting
- Canyon HS

Board of Education

John Ortega, President
Kathryn A. Moffat, Vice-President
Brenda Lebsack, Clerk
Alexia Deligianni-Brydges, Ed. D
Kris Erickson
Rick Ledesma
Andrea Yamasaki

Gunn Marie Hansen, Ph.D.

Superintendent

David A. Rivera

**Assistant Superintendent/CBO
Business Services**

Scott Harvey

**Senior Executive Director
Administrative Services**



Facilities & Planning Department
Measure S Bond Program
726 W. Collins Avenue
Orange, CA 92867
T: (714) 628-4500