



ORANGE UNIFIED SCHOOL DISTRICT

Measure S Bond Program

September 2018 Monthly Progress Report



PERIOD COVERED:
September 1-30, 2018

FISCAL YEAR
FY 2018-2019

PROGRESS REPORT NO.
PR-015-1718-015

PREPARED BY:

CUMMING
Building Value Through Expertise



TABLE OF CONTENTS

1.0 Executive Summary

- 1.1 Program Summary
- 1.2 Program Highlights/Key Milestones
- 1.3 Look Ahead (next 90 days)

2.0 Project Status Report

3.0 Financial Report

- 3.1 Project Cost Estimate
- 3.2 Cash Flow Projections

4.0 Program Schedule Summary



1.0 EXECUTIVE SUMMARY

1.1 Program Summary

DSA approval is anticipated and has been received as follows:

- October 2018 - El Modena HS Science Center
- December 2018 - Canyon HS Science Center
- (Completed) August 16, 2018 (1 month early) - Villa Park HS Science Center (04-117022)
- (Completed) July 12, 2018 - Orange HS Science Center (Increment # 2) (04-116859)
- (Completed) April 10, 2018 - Orange HS Increment # 1 (Satellite Kitchen) (04-116673.2)
- (Completed) March 1, 2018 - Orange HS Increment #1 (Infrastructure Upgrades, Move Relocatable Buildings, Bus Drop-Off, Restroom Renovation Project) (04-116673.1)
- (Completed) February 7, 2018 - Villa Park HS Interim Housing (DSA Application #04-116788)

Construction start and tentative scheduled starts, as follows:

- (Started) June 15, 2018 – Orange HS Site Infrastructure (Increment #1)
- January 2019 – Orange HS Science Center (Increment #2) Date change reflects a 60-day delay due to cancelling of bid and re-bid timeframes.
- January 2019 – Villa Park HS Science Center (both Interim Housing and Science Center) Date change reflects a 30-day delay due to an added traffic design to the bid package.
- Early 2019 – El Modena HS Science Center
- Spring 2019 – Canyon HS Science Center

1.2 Program Highlights/Key Milestones

September 6th Approved Board of Education Items

- Orange HS Increment # 01; Change Order # 1 in the amount of: \$258,994.26, was approved to amend the Swinerton construction contract. This change order reflects; 4.34% of the 10% (\$596,542) change order contingency.

September 20th Approved Board of Education Items

- California Environmental Quality Act (CEQA) Categorical Exemption for Villa Park HS Interim Housing & Science center project, was approved for filing.

Program Budget Update

- The August 2018 Monthly Report was issued. The budgets are based upon the 50% Construction Documents Cost Estimates completed by the Construction Managers (updated from the Construction Cost Estimates based upon the Schematic Designs).
- In May 2018, the District and Program Manager reviewed the draft updated budgets based upon the percentages recommended at the 4/11/18 meeting. The Program Budgets are to be



updated on a project by project basis, based upon receipt of the actual bid amounts for each project.

Program Schedule Update

- The August 2018 Monthly Report was issued. The program schedule is based upon the updated schedules completed by the Construction Managers using the various stages of Construction Documents progress.

Phase 2

- The District Interim Senior Executive is beginning planning discussions with the Architects. Meetings to start 10/15/18 through 10/25/18.
- Superintendent to work with the Board regarding the Master Plan and Phase II updates.
- On 5/18/18, the District and Program Manager reviewed the Unallocated Funds Budget and concluded that the 4/1/18 schedule must be followed to begin Phase 2 construction in June 2020.

Bond Financing Update

- On 6/19/18, the \$188 Million Bond Sale document was signed.
- On 6/7/18, the District's Financial Advisor (Adam Bauer, Fieldman, Rolapp & Associates, Inc.) announced at the Board of Education meeting that the competitive sale was complete for Series A, Measure S Bonds (as an information item).
- On 5/24/18, the Board of Education approved the resolution for the competitive sale of Bond Series A, in the amount of \$188M.
- On 4/12/18, the District's Financial Advisor presented the following Bond Finance Plan:
 - Series A Bond Issuance at \$188M (June / July 2018).
 - Series B Bond Issuance at \$100M (June / July 2020).

California Environmental Quality Act (CEQA) Compliance has been completed as follows:

- Villa Park HS – Notice of Exemption (Board approved on 9/20/18).
- Canyon HS – Notice of Exemption (Board approved on 7/26/18).
- Orange HS – Notice of Exemption (Board approved on 3/8/18).
- El Modena HS – Notice of Exemption (Board approved on 3/8/18).

Program Owner's Controlled Insurance Program (OCIP) Update

- As of 8/31/18 the District and Program Manager state that we are past the possible use of this program on the Phase I projects. There will be follow up discussion with the Business Services office on the possible use with the Phase II projects.

Procure Electrical System Equipment

- On 9/26/18, the Engineer approved the re-submittals to establish procurement of Owner Furnished Contractor Installed (OFCI) Electrical System Equipment for the Villa Park HS Interim Housing & Science Center, using CMAS Agreement in the amount of \$181,447.56. This will be placed on the October 11, 2018 Board agenda for approval.



- The initial OFCI electrical equipment was received for Orange HS Science Center (Increment # 2) on 9/25/18 and stored in the Facilities & Planning Warehouse.
- The Owner Furnished Contractor Installed (OFCI) electrical equipment bill of materials list for the Canyon HS Science Center was submitted to the Architect for review on 9/21/18.
- The OFCI electrical equipment continues to be received and issued to the contractor, Swinerton, for installation on the Orange HS Infrastructure (Increment # 1) project.
- The Owner Furnished Contractor Installed (OFCI) electrical equipment bill of materials list for the El Modena HS Science Center was approved by the Architect on 9/21/18.

Citizens' Oversight Committee (COC)

- On 10/17/18, David Rivera (CBO), will be presenting the next updated Measure S Bond Program Status to the COC.
- On 7/25/18, David Rivera (CBO), presented an updated Measure S Bond Program Status to the COC.

COC Meeting agendas, meeting minutes, reports, and additional information can be found at;
<https://www.orangeusd.org/measure-s/citizens-oversight-committee>

Program Management Plan (PMP)

- The Program Manager is updating the PMP, to be reviewed with District for program revisions in some of the following areas:
 - Updated Bond Sales Schedule
 - Updated Procurement Plan
 - Signature Page by CMs
 - Construction Management Plans by CMs
 - Lesson Learned Bulletin's
- On 3/30/18, the Program Manager issued the Final Draft of the PMP to the Construction Managers. The Construction Managers are preparing their Construction Management Plans for each of their respective projects to be included within the PMP.

Contractor Pre-Qualification

- As of 8/31/18, current contractor prequalification includes:
 - 24 Prime/GC's – 15 large Prime Contractors are included in this category and able to financially qualify and perform at the level required to bid the large projects at the high schools.
 - There are currently 124 Mechanical / Electrical / Plumbing contractors' (there were 36 MEP's added during the Orange HS Science Center outreach for S1819-001).
 - To date, two marketing efforts for Measure S Program projects included invitations to 382 contractors and 5 plan rooms. Refer to the reoccurring marketing of projects;
 - Each project advertised for bidding will include extensive marketing efforts to maintain a large pool of qualified contractors able to bid Measure S Program projects.
 - Projects are posted to American Reprographics Company (ARC) public plan room, which a large well-known plan room and heavily utilized by school districts for posting of bids.



- Project general information and a link to ARC is also posted on the District's website, under the Measure S Program.
- Prequalification activity for Orange HS Increment 2 Science Center pursuant to the current bid;
 - [7 Prime Contractors are eligible to bid S1819-001 OHS Sci Center – attended mandatory job walk and prequalified with audited financials and sufficient single bonding capacity.](#)
- Prospective contractors continue to submit pre-qualification applications, which continue to be reviewed by the District and the Program Manager on a rolling basis.

Project Achievements

- September 2018 – California Environmental Quality Act (CEQA) Categorical Exemption for Villa Park HS Interim Housing & Science center project, was approved for filing. ([This was the final CEQA approval of the four high schools](#)).
- September 2018 – Orange HS Increment # 01; Change Order # 1 in the amount of: \$258,994.26, was approved to amend the Swinerton construction contract. This change order reflects; 4.34% of the 10% (\$596,542) change order contingency.
- August 2018 – District procured Owner Furnished Contractor Installed (OFCI) Electrical System Equipment for the El Modena High School STEM Building using CMAS Agreement (Board Approved August 16, 2018), savings estimated at; [\\$57,021](#) (using 16.5% GC markup cost).
- July 2018 - [Value Engineering Savings – El Modena HS Science Center: \\$983,581](#) (Canopy, Corridor Roof, South Elevation Glazing, Elevator, North & South Corridor Glazing).
- July 2018 - [Value Engineering Savings – Canyon HS Science Center: \\$1,600,000](#) (Interim Kitchen, Revised Exterior Building Skin, Reduced Interior Balcony, Reduced canopy size, Revised Interior Finishes, Con-Ex-Tect structural framing, Combining the bid phase packaging and removed items).
- June 2018 - [Value Engineering Savings – Villa Park HS Science Center: \\$598,484](#) (Exterior Enclosure, Interior Construction, Equipment, Casework).
- June 2018 - District procured Owner Furnished Contractor Installed (OFCI) Electrical System Equipment for the Orange High School STEM Building (Increment #2) using CMAS Agreement (Board Approved June 7, 2018), savings estimated at; [\\$10,376](#) (using 16.5% GC markup cost).
- May 2018 - District procured Owner Furnished Contractor Installed (OFCI) Electrical System Equipment for the Orange High School Site Infrastructure (Increment #1) using CMAS Agreement (Board Approved May10, 2018), savings estimated at; [\\$34,497](#) (using 16.5% GC markup cost).

1.3 Look Ahead (next 90 days)

Board of Education Agenda

October 11th Tentative

- Recommendation to reject all bids for Measure S program project Bid No. S1819-001, Orange HS Science Center project (Increment # 2).
- Recommendation to use the CMAS Master Contract Nos. 4-18-51-0061A (B & C) for the purchase of Owner Furnished Contractor Installed (OFCI) Electrical System Equipment for the Villa Park HS STEM Building (Increments #1 & #2), in the amount of \$181,447.56.



Program Wide

- Prepare the bid for Villa Park HS Stem Building;
 - DSA Approved drawings
 - Current 100% construction cost estimate from Cordoba.
 - Establishing the modular contract for the Interim Housing at Villa Pak HS.
- Manage completion of the Design process, to DSA approval per the following schedule:
 - October 2018 – Anticipated DSA Approval for El Modena HS STEM Building.
 - December 2018 – Anticipated DSA Approval for Canyon HS STEM Building.
- Villa Park HS, conduct a Phase I hazardous material assessment for the upcoming demolition areas for this project (building 300).
- Review final Construction Managers comments on the PMP.
- Prepare to solicit proposal for the IOR / LOR prequalified list of services for Canyon HS Science Center.
- Establish the modular contract for the Satellite Kitchen at Canyon HS Science Center project.
- Canyon HS, conduct a Phase I hazardous material assessment for the upcoming demolition areas for this project.
- Prepare updates and finalize the Program Management Plan.
- District Interim Senior Executive is beginning planning discussions with the Architects. Meetings to start 10/15/18 through 10/25/18.
- Program Manager submitted the Owner Furnished / Contractor Installed (OFICI), electrical equipment list for Canyon HS to the Architect for review and approval.
- Focus on new Electrical service being energized at Orange HS Increment # 1.
- Complete the Weekly Briefing, Monthly Program Status Reports and Weekly updates.



2.0 PROJECT STATUS REPORT



Canyon High School
New STEM Building

CANYON HIGH SCHOOL



EL MODENA SCIENCE CENTER

Overall View

HED



Orange High School Science Center



ST VILLA PARK HIGH SCHOOL

LPA



CANYON HS SCIENCE CENTER

- | | |
|---|---|
| <ul style="list-style-type: none"> • 12 Laboratory Rooms • 12 General Classrooms • Student Services • New Food Services | <ul style="list-style-type: none"> • New Multi-Purpose Room Entry • Parking Lot Improvements • Infrastructure Upgrade and Improvements • Landscape Improvements |
|---|---|

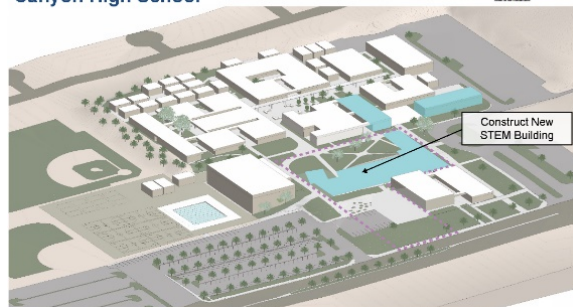
Project Update (Design):

- On 9/20/18, STEM building (DSA Application #04-117300), the Architect received comments from DSA on Fire Life Safety and Accessibility. Structural comments are anticipated by the end of October 2018. DSA approval is anticipated in November 2018. The start of construction remains as originally scheduled for May 2019.
- Prepare to solicit proposal for the IOR / LOR prequalified list of services.
- Establish the modular contract for the Satellite Kitchen.
- Conduct a Phase I hazardous material assessment for the upcoming demolition areas for this project.
- As of 9/21/18, the Program Manager submitted the OFCI electrical equipment bill of materials list for use on the Canyon Hs Science Center project, to the Architect for review.
- Geotechnical firm to further explore and locate Underground Site Utilities in areas designated with by the Construction Management and Architectural teams.

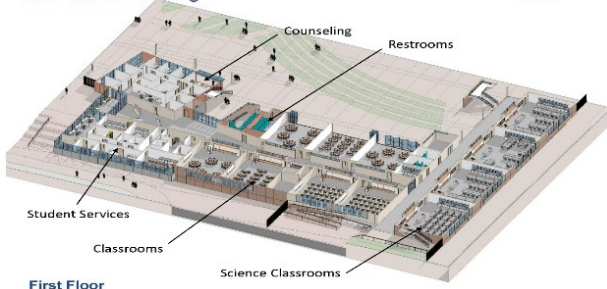
Canyon High School
New STEM Building



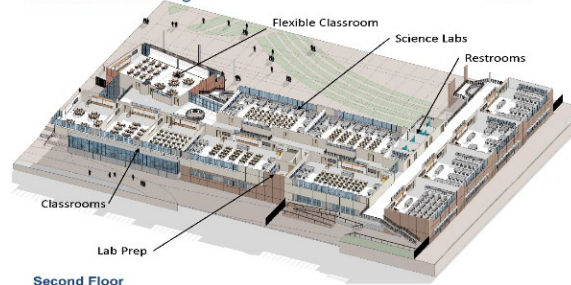
Canyon High School



Canyon High School
New STEM Building



Canyon High School
New STEM Building



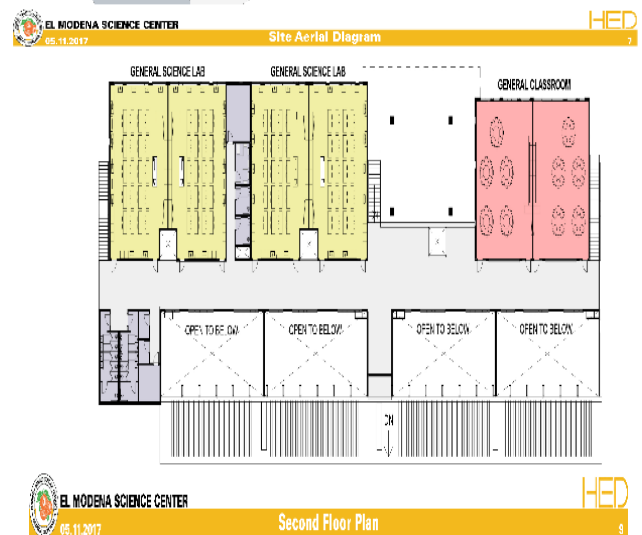
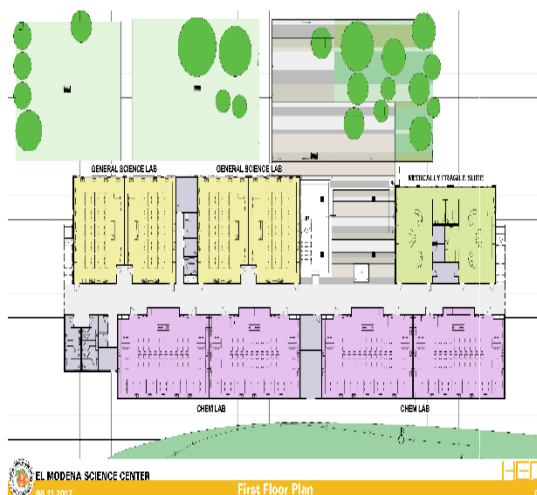
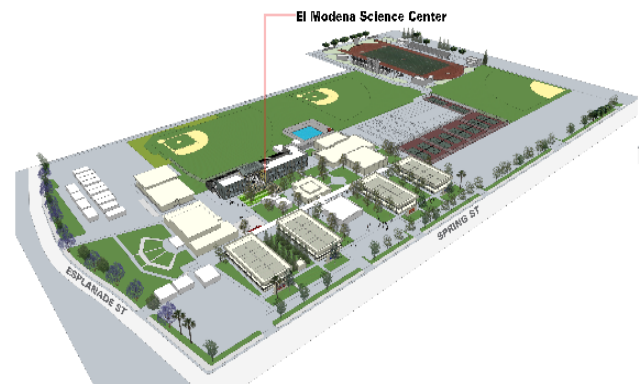


EL MODENA HS SCIENCE CENTER

- | | |
|---|--|
| <ul style="list-style-type: none">• 12 Laboratory Rooms• 1 General Classrooms• 2 Medically Fragile Classrooms | <ul style="list-style-type: none">• Relocation of Campus MDF• Technology & Utility Upgrade• Landscape Improvements |
|---|--|

Project Update (Design):

- As of 9/30/18, the DSA Review & Approval phase continues for the (STEM Building, Medically Fragile Classrooms, Site Infrastructure, New Fire Lanes, New Parking Lot Lighting) (DSA Application #04-117098). The Architect submitted the 100% Construction Documents to DSA on 3/30/18 and DSA's comments were received on 5/1/18 (Fire & Life Safety) and 5/8/18 (Access Compliance), and 7/20/18 (Structural). The Architect has completed 98% of the DSA back check responses to date. DSA approval is still anticipated in October 2018.
- Construction is tentatively scheduled to start Early 2019.
- A page-turn on the 100% construction documents was held with the team on 9/14/18 prior to the final backcheck submission to DSA schedule for 9/18/18.





ORANGE HS UTILITY INFRASTRUCTURE

- Site Utility & Infrastructure Upgrade
- Relocate (5) and Demolish (4) of portable classroom buildings

Project Update Increment # 1 – Site Utility Infrastructure (Construction):

- As of 09/30/18, Issued up to and including Construction Change Directive # 14 (NTE \$4,053).
 - Total contract change exposure (including change order # 1 to date = \$349,080 total at 5.85%
- On 9/06/18, Orange HS Increment # 01; Change Order # 1 in the amount of: \$258,994.26, was Board approved. This change order is comprised of the following proposed change order's (PCO): 1,3,4,5,6,7,10 & 11. This change order reflects; 4.34% of the 10% (\$596,542) change order contingency.
- As of 8/24/18, issued Construction Change Directives # 01 through # 10 reflecting a total Not-To-Exceed [NTE] cost of \$306,203, therefore, total contingency percentages equal 5.1%; which is within the 10% (\$596,542) change order threshold.
- The Satellite Kitchen is up to the first course of masonry wall.
- The Electric Yard building foundation is being prepped.

[See Construction Photo's below:](#)



Initial masonry block course for Satellite Kitchen.



Electric Yard ground prep and layout for building.



Satellite Kitchen equipment set And prepped for foundation.

Orange High School

"ONCE A PANTHER, ALWAYS A PANTHER"





ORANGE HS SCIENCE CENTER

- 12 Laboratory Rooms
- 1 General Classrooms

- New Panther Pavilion Plaza
- 2 Medically Fragile Classrooms

Project Update Increment # 2 – Science Center (Design):

- On 9/28/18, letter was sent to all bidders that District will recommend to the Board of Education to reject all bids for the OHS Science Center (S1819-001).
 - There were four (4) bids received.
- On 9/25/18, the OFCI electrical equipment is starting to arrive for storage at the warehouse.
- On 8/17/18, a “Mandatory” Pre-Bid Conference was held on the project site.
 - There were seven (7) pre-qualified Prime Contractors that attended.
 - Additionally, there were five (5) Prime Contractors that attended but not pre-qualified.
- On 8/10/18, advertised the OHS Science Center bid document.
- On 7/12/18, received DSA Science Center (04-116859) plans approved.
- Moving forward with the DSA - Class 1 Inspector selection, outreach that was conducted for this construction.
- Construction is tentatively scheduled to start in November 2018.



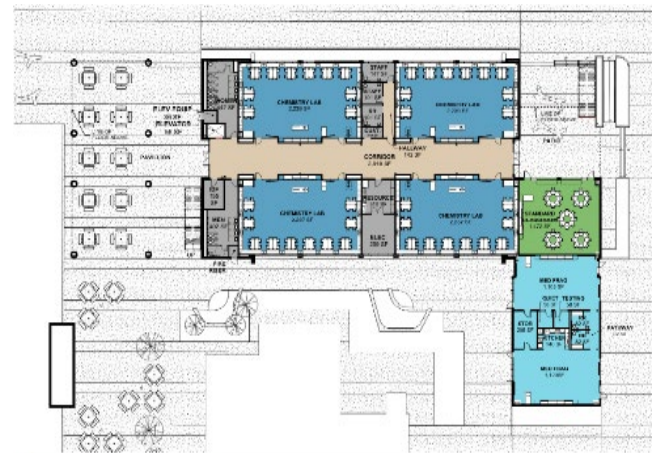
Orange High School Science Center



Orange High School Science Center



Science Center Second Floor Plan



Science Center Ground Floor Plan



VILLA PARK HS SCIENCE CENTER

- | | |
|---|--|
| <ul style="list-style-type: none">• 12 Laboratory Rooms• 2 General Classrooms• 2 Medically Fragile Classrooms | <ul style="list-style-type: none">• Demolish existing building 300• Install 10 New Portable Buildings |
|---|--|

Project Update (Design):

- As of 9/30/18, preparing to advertised Bid No. S1819-002 for Villa Park HS Interim Housing & Science Center.
- On 9/26/18, the Engineer approved the re-submittals to establish procurement of Owner Furnished Contractor Installed (OFCI) Electrical System Equipment for the Villa Park HS STEM Building (Increments #1 & #2) using CMAS Agreement. This will be placed on the October 11, 2018 Board agenda for approval.
- Conduct a Phase I hazardous material assessment for the upcoming demolition areas for this project (building 300).
- Reviewing the 100% construction estimate received from Cordoba.
- Establishing the modular contract for the Interim Housing at Villa Pak HS.
- Based on the approved CEQA, the traffic plan design will be implemented and incorporated into the design documents and the bid package for Villa Park HS Science Center. Cost estimate is due by 10/25/18.
- DSA design approval received for the STEM Building (DSA Application #04-117022) on 8/16/18. (One month early)
- Construction is tentatively scheduled to start in December 2018.



3.0 FINANCIAL REPORT



Measure S Bond Program

Financial Report for September 2018

	Budget	Contracted to Date	Expended to Date	Quarterly Expense Jul '18 - Sep '18	% Expended
PROGRAM					
Phase 1 - HS Science Center	\$207,845,399	\$29,749,268	\$13,039,068	\$2,740,465	6%
Phase 2	\$80,154,601	\$304,257	\$262,104	\$217,047	0%
Total	\$288,000,000	\$30,053,525	\$13,301,172	\$2,957,511	5%

Canyon High School					
Phase 1 - HS Science Center	\$69,500,000	\$7,356,706	\$3,653,123	\$478,530	5%
Phase 2	\$2,500,000	\$54,593	\$45,057	\$0	2%
Total	\$72,000,000	\$7,411,298	\$3,698,180	\$478,530	5%

El Modena High School					
Phase 1 - HS Science Center	\$40,756,811	\$4,770,592	\$2,438,389	\$126,231	6%
Phase 2	\$31,243,189	\$81,450	\$65,391	\$65,391	0%
Total	\$72,000,000	\$4,852,042	\$2,503,780	\$191,622	3%

Orange High School					
Phase 1 - HS Science Center	\$52,388,588	\$11,879,411	\$4,455,056	\$1,778,565	9%
Phase 2	\$19,611,412	\$104,078	\$100,326	\$100,326	1%
Total	\$72,000,000	\$11,983,488	\$4,555,382	\$1,878,891	6%

Villa Park High School					
Phase 1 - HS Science Center	\$45,200,000	\$5,742,559	\$2,492,500	\$357,138	6%
Phase 2	\$26,800,000	\$64,137	\$51,330	\$51,330	0%
Total	\$72,000,000	\$5,806,696	\$2,543,830	\$408,468	4%

3.1 PROJECT COST ESTIMATE



Measure S Bond Program

Budget vs Actuals - By School and Budget Category with Vendor Detail

Monthly Progress Report September 2018

QSS Data thru 9/30/2018

	Budget	Contracted to Date	Expended to Date	Quarterly Expense Jul '18 - Sep '18	% Expended
Canyon High School					
390-0000 Canyon HS IP Surveillance Camera and Systems					
1. FF&E (IP Surveillance Camera)					
CDW GOVERNMENT INC (Parts for IP Camera Systems)	29,337	29,337	\$29,337	\$29,337	100.00%
DIGITAL NETWORKS GROUP INC F/I IP Camera Software)	7,093	7,093	\$7,093	\$7,093	100.00%
INTER-PACIFIC INC (Install IP Based Surveillance Camera System)	18,163	18,163	\$8,627	\$8,627	47.50%
UNCOMMITTED	0				0.00%
	54,593	54,593	\$45,057	\$45,057	82.53%
5. Contingency					
5.01 Project Contingency					
UNCOMMITTED	3,994	0	\$0	\$0	0.00%
	3,994	0	\$0	\$0	0.00%
Total 390-0000 Canyon HS IP Surveillance Camera and	58,587	54,593	\$45,057	\$45,057	76.91%
390-9520 Canyon HS Science Center					
1. Design Cost					
GKKWORKS (Architect of Record)	3,207,430	3,207,430	\$2,215,785	\$306,934	69.08%
LIONAKIS (Program Master Specifications)	14,058	14,058	\$14,058	\$0	100.00%
UNCOMMITTED	626	0	\$0		0.00%
	3,222,114	3,221,488	\$2,229,843	\$306,934	69.20%
2. Construction Cost (includes escalation to midpoint of construction of 15.63%)					
UNCOMMITTED	43,935,604				0.00%
	43,935,604	0	\$0	\$0	0.00%
3. Program and Construction Management					
3.01 Program Management Fees					
CUMMING CONSTRUCTION MGMT INC	614,748	614,748	\$367,535	\$69,680	59.79%
UNCOMMITTED	1,145,456				0.00%
	1,760,204	614,748	\$367,535	\$69,680	20.88%
3.02 Construction Management Fees					
GAFCON INC	2,579,884	2,579,884	\$467,365	\$97,928	18.12%
UNCOMMITTED	0				
	2,579,884	2,579,884	\$467,365	\$97,928	18.12%



Measure S Bond Program

Budget vs Actuals - By School and Budget Category with Vendor Detail

Monthly Progress Report September 2018

QSS Data thru 9/30/2018

	Budget	Contracted to Date	Expended to Date	Quarterly Expense Jul '18 - Sep '18	% Expended
4. Construction Support Costs					
4.01 Rental					
SEAN KHAN CONSULTING CO INC	257,322	257,322	\$0	\$0	0.00%
UNCOMMITTED	0				
	257,322	257,322	\$0	\$0	0.00%
4.02 Title, Environmental, Stormwater Management					
CHICAGO TITLE COMPANY	750	750	\$750	\$0	100.00%
ENVIRONMENTAL AUDIT INC	50,800	50,800	\$21,375	\$3,989	42.08%
OUSD COST OF INTEREST DISTRIBUTION FY 16/17	1	1	\$1	\$0	100.00%
UNCOMMITTED	123,242				0.00%
	174,793	51,551	\$22,126	\$3,989	12.66%
4.03 Commissioning					
P2S ENGINEERING INC	49,202	49,202	\$4,963	\$0	10.09%
UNCOMMITTED	0				
	49,202	49,202	\$4,963	\$0	10.09%
4.05 DSA Review Fees					
DIVISION OF STATE ARCHITECT	494,050	494,050	\$494,050	\$0	100.00%
UNCOMMITTED	286,260				0.00%
	780,310	494,050	\$494,050	\$0	63.31%
4.06 Postage, Printing & Advertising					
AMERICAN REPROGRAPHICS CO LLC	12,867	12,867	\$2,867	\$0	22.28%
SOUTHERN CALIFORNIA NEWS GROUP	3,352	3,352	\$352	\$0	10.50%
UNCOMMITTED	9,515				0.00%
	75,997	16,219	\$3,219	\$0	4.24%
4.07 DSA Inspection					
UNCOMMITTED	664,971	0	\$0	\$0	0.00%
	664,971	0	\$0	\$0	0.00%
4.08 DSA Construction Phase Testing					
UNCOMMITTED	664,971	0	\$0	\$0	0.00%
	664,971	0	\$0	\$0	0.00%
4.10 Labor Compliance					
UNCOMMITTED	94,996	0	\$0	\$0	0.00%
	94,996	0	\$0	\$0	0.00%
4.11 Preliminary Testing (Hazmat, Topo Survey, Geo					
C BELOW SUBSURFACE IMAGING (Subsurface Investigation)	8,220	8,220	\$0	\$0	0.00%



Measure S Bond Program

Budget vs Actuals - By School and Budget Category with Vendor Detail

Monthly Progress Report September 2018

QSS Data thru 9/30/2018

	Budget	Contracted to Date	Expended to Date	Quarterly Expense Jul '18 - Sep '18	% Expended
CALIFORNIA GEOLOGICAL SURVEY (Geology and Seismology Review)	3,600	3,600	\$3,600	\$0	100.00%
HARRINGTON GEOTECHNICAL ENGINEERING INC (Geotechnical Soils Investigation)	13,500	13,500	\$13,500	\$0	100.00%
PROVENCHER, GEORGE (Fire Hydrant Flow Test)	720	720	\$720	\$0	100.00%
RMA GROUP (Utility location)	26,103	26,103	\$26,103	\$0	100.00%
XICOTENCATL ENRIQUE SALAZAR (Topo Survey)	20,100	20,100	\$20,100	\$0	100.00%
UNCOMMITTED	656,752				0.00%
	728,994	72,243	\$64,023	\$0	8.78%
4.12 Utility Connection Fees (with Local Permitting)					
UNCOMMITTED	189,991	0	\$0	\$0	0.00%
	189,991	0	\$0	\$0	0.00%
4.13 FF&E (Laboratory Tables and Chairs, other)					
UNCOMMITTED	1,519,934	0	\$0	\$0	0.00%
	1,519,934	0	\$0	\$0	0.00%
4.14 IT Technology Infrastructure					
UNCOMMITTED	664,971	0	\$0	\$0	0.00%
	664,971	0	\$0	\$0	0.00%
4.15 Legal Counsel					
UNCOMMITTED	94,996	0	\$0	\$0	0.00%
	94,996	0	\$0	\$0	0.00%
5. Contingency					
5.01 Construction Contingency					
UNCOMMITTED	3,799,836	0	\$0	\$0	0.00%
	3,799,836	0	\$0	\$0	0.00%
5.02 Project Contingency					
UNCOMMITTED	8,240,910	0	\$0	\$0	0.00%
	8,240,910	0	\$0	\$0	0.00%
Total 390-9520 Canyon HS Science Center	69,500,000	7,356,706	\$3,653,123	\$478,530	5.26%
390-TBD Canyon HS Unallocated Funds					
UNCOMMITTED	2,441,413				0.00%
	2,441,413	0	\$0	\$0	0.00%
Canyon High School	72,000,000	7,411,298	\$3,698,180	\$523,588	5.14%

3.1 PROJECT COST ESTIMATE



Measure S Bond Program

Budget vs Actuals - By School and Budget Category with Vendor Detail

Monthly Progress Report September 2018

QSS Data thru 9/30/2018

	Budget	Contracted to Date	Expended to Date	Quarterly Expense Jul '18 - Sep '18	% Expended
El Modena High School					
391-0000 El Modena HS IP Surveillance Camera and Systems					
1. FF&E (IP Surveillance Camera)					
CDW GOVERNMENT INC (Parts for IP Camera Systems)	39,659	39,659	\$39,388	\$39,388	99.32%
DIGITAL NETWORKS GROUP INC F/I IP Camera Software)	11,719	11,719	\$11,719	\$11,719	100.00%
INTER-PACIFIC INC (Install IP Based Surveillance Camera System)	30,073	30,073	\$14,285	\$14,285	47.50%
UNCOMMITTED	0				0.00%
	81,450	81,450	\$65,391	\$65,391	80.28%
5. Contingency					
5.02 Project Contingency					
UNCOMMITTED	6,299	0	\$0	\$0	0.00%
	6,299	0	\$0	\$0	0.00%
Total 391-0000 El Modena HS IP Surveillance Camera and	87,749	81,450	\$65,391	\$65,391	74.52%
391-9520 El Modena HS Science Center					
1. Design Cost					
HARLEY ELLIS DEVEREAUX (Architect of Record)	1,942,024	1,942,024	\$1,368,227	\$10,345	70.45%
LIONAKIS (Program Master Specifications)	14,059	14,059	\$14,059	\$0	100.00%
UNCOMMITTED	625				0.00%
	1,956,708	1,956,083	\$1,382,286	\$10,345	70.64%
2. Construction Cost (includes escalation to midpoint of construction of 13.02%)					
UNCOMMITTED	27,784,872				0.00%
	27,784,872	0	\$0	\$0	0.00%
3. Program and Construction Management					
3.01 Program Management Fees					
CUMMING CONSTRUCTION MGMT INC	524,726	524,726	\$248,755	\$52,569	47.41%
UNCOMMITTED	502,059				0.00%
	1,026,785	524,726	\$248,755	\$52,569	24.23%
3.02 Construction Management Fees					
ARCADIS U.S. INC	1,861,240	1,861,240	\$427,135	\$61,630	22.95%
UNCOMMITTED	0				



Measure S Bond Program

Budget vs Actuals - By School and Budget Category with Vendor Detail

Monthly Progress Report September 2018

QSS Data thru 9/30/2018

	Budget	Contracted to Date	Expended to Date	Quarterly Expense Jul '18 - Sep '18	% Expended
	1,861,240	1,861,240	\$427,135	\$61,630	22.95%
4. Construction Support Costs					
4.02 Title, Environmental, Stormwater Management					
CHICAGO TITLE COMPANY	1,500	1,500	\$1,500	\$0	100.00%
CITY OF ORANGE	71	71	\$71	\$0	100.00%
ENVIRONMENTAL AUDIT INC	10,950	10,950	\$8,548	\$1,688	78.06%
OUSD COST OF INTEREST DISTRIBUTION FY 16/17	1	1	\$1	\$0	100.00%
UNCOMMITTED	100,565				0.00%
	113,087	12,522	\$10,119	\$1,688	8.95%
4.03 Commissioning					
P2S ENGINEERING INC	30,558	30,558	\$4,930	\$0	16.13%
UNCOMMITTED	0				
	30,558	30,558	\$4,930	\$0	16.13%
4.05 DSA Review Fees					
DIVISION OF STATE ARCHITECT	306,338	306,338	\$306,338	\$0	100.00%
UNCOMMITTED	184,379				0.00%
	490,717	306,338	\$306,338	\$0	62.43%
4.06 Postage, Printing & Advertising					
AMERICAN REPROGRAPHICS CO LLC	14,867	14,867	\$4,867	\$0	32.74%
SOUTHERN CALIFORNIA NEWS GROUP	3,352	3,352	\$352	\$0	10.50%
UNCOMMITTED	30,950				0.00%
	49,168	18,218	\$5,218	\$0	10.61%
4.07 DSA Inspection					
UNCOMMITTED	430,217	0	\$0	\$0	0.00%
	430,217	0	\$0	\$0	0.00%
4.08 DSA Construction Phase Testing					
UNCOMMITTED	430,217	0	\$0	\$0	0.00%
	430,217	0	\$0	\$0	0.00%
4.10 Labor Compliance					
UNCOMMITTED	61,460	0	\$0	\$0	0.00%
	61,460	0	\$0	\$0	0.00%
4.11 Preliminary Testing (Hazmat, Topo Survey, Geo					
ALLEGIAN FIRE PROTECTION INC (Fir Hydrant Flow Test)	525	525	\$525	\$0	100.00%
CALIFORNIA GEOLOGICAL SURVEY (Geology and Seismology Review)	3,600	3,600	\$3,600	\$0	100.00%



Measure S Bond Program

Budget vs Actuals - By School and Budget Category with Vendor Detail

Monthly Progress Report September 2018

QSS Data thru 9/30/2018

	Budget	Contracted to Date	Expended to Date	Quarterly Expense Jul '18 - Sep '18	% Expended
ENVIRONMENTAL NETWORK CORPORATION (Hazardous Materials Investigation)	6,000	6,000	\$0	\$0	0.00%
HARLEY ELLIS DEVEREAUX	14,908	14,908	\$13,608	\$0	91.28%
PCA ARBORISTS & CONSULTANTS INC	1,569	1,569	\$1,569	\$0	100.00%
THE CONVERSE PROFESSIONAL GROUP (Soils Investigation)	30,640	30,640	\$30,640	\$0	100.00%
UNCOMMITTED	430,217				0.00%
	487,459	57,242	\$49,942	\$0	10.25%
4.12 Utility Connection Fees (with Local Permitting)					
SOUTHERN CALIFORNIA EDISON	3,665	3,665	\$3,665	\$0	100.00%
UNCOMMITTED	119,254				0.00%
	122,919	3,665	\$3,665	\$0	2.98%
4.13 FF&E (Laboratory Tables and Chairs, other)					
UNCOMMITTED	983,354	0	\$0	\$0	0.00%
	983,354	0	\$0	\$0	0.00%
4.14 IT Technology Infrastructure					
UNCOMMITTED	430,217	0	\$0	\$0	0.00%
	430,217	0	\$0	\$0	0.00%
4.15 Legal Counsel					
UNCOMMITTED	61,460	0	\$0	\$0	0.00%
	61,460	0	\$0	\$0	0.00%
5. Contingency					
5.01 Construction Contingency					
UNCOMMITTED	2,458,385	0	\$0	\$0	0.00%
	2,458,385	0	\$0	\$0	0.00%
5.02 Project Contingency					
UNCOMMITTED	1,977,988	0	\$0	\$0	0.00%
	1,977,988	0	\$0	\$0	0.00%
Total 391-9520 El Modena HS Science Center	40,756,811	4,770,592	\$2,438,389	\$126,231	5.98%
391-TBD El Modena HS Unallocated Funds					
1. Unallocated Bond Funds					
UNCOMMITTED	31,155,440				
	31,155,440	0	\$0	\$0	0.00%
El Modena High School	72,000,000	4,852,042	\$2,503,780	\$191,622	3.48%

3.1 PROJECT COST ESTIMATE



Measure S Bond Program

Budget vs Actuals - By School and Budget Category with Vendor Detail

Monthly Progress Report September 2018

QSS Data thru 9/30/2018

	Budget	Contracted to Date	Expended to Date	Quarterly Expense Jul '18 - Sep '18	% Expended
Orange High School					
392-0000 Orange HS IP Surveillance Camera and Systems					
1. FF&E (IP Surveillance Camera)					
CDW GOVERNMENT INC (Parts for IP Camera Systems)	55,672	55,672	\$53,662	\$53,662	96.39%
DIGITAL NETWORKS GROUP INC F/I IP Camera Software)	13,569	13,569	\$13,569	\$13,569	100.00%
INTER-PACIFIC INC (Install IP Based Surveillance Camera System)	34,837	34,837	\$33,095	\$33,095	95.00%
UNCOMMITTED	0				0.00%
	104,078	104,078	\$100,326	\$100,326	96.40%
5. Contingency					
5.02 Project Contingency					
UNCOMMITTED	7,710	0	\$0	\$0	0.00%
	7,710	0	\$0	\$0	0.00%
Total 392-0000 Orange HS IP Surveillance Camera and	111,788	104,078	\$100,326	\$100,326	89.75%
392-0000 Orange HS Demolition of Portable Buildings					
2.02 Demolition					
GIANNELLI ELECTRIC INC (Low Voltage Mapping)	35,298	35,298	\$28,608	\$0	81.05%
INTEGRATED DEMOLITION AND REMEDIATION (Abatement & Demolition)	44,800	44,800	\$44,800	\$0	100.00%
TIME & ALARM SYSTEMS (Disconnect Fire Alarm and Low Voltage System)	3,100	3,100	\$3,100	\$0	100.00%
UNIVERSAL ASPHALT CO (Remove and patch asphalt)	6,830	6,830	\$6,830	\$0	100.00%
J & A FENCE (Custodial Storage Fencing)	6,885	6,885	\$0	\$0	0.00%
KYA SERVICES LLC (Install Carpet)	20,824	20,824	\$9,564	\$9,564	45.93%
OLESK, KEITH (Termite Services)	1,500	1,500	\$0	\$0	0.00%
CITY OF ORANGE (Plan Check)	2,000	2,000	\$2,000	\$0	100.00%
GRUETT TREE CO INC (Removal of Trees)	7,625	7,625	\$7,625	\$0	100.00%
SOUTHERN CALIFORNIA NEWS GROUP	0	0	\$0	\$0	
UNCOMMITTED					
	128,862	128,862	\$102,527	\$9,564	79.56%
Total 392-0000 Demolition of Portable Buildings	128,862	128,862	\$102,527	\$9,564	79.56%



Measure S Bond Program

Budget vs Actuals - By School and Budget Category with Vendor Detail

Monthly Progress Report September 2018

QSS Data thru 9/30/2018

	Budget	Contracted to Date	Expended to Date	Quarterly Expense Jul '18 - Sep '18	% Expended
392-9520 Orange HS Site Improvements (DSA 04-116673)					
1. Design Cost					
SILVER CREEK INDUSTRIES INC (Engineering for Warming Kitchen Relocatable Building)	29,682	29,682	\$29,682	\$0	100.00%
UNCOMMITTED	0				
	29,682	29,682	\$29,682	\$0	100.00%
2. Construction Cost					
SWINERTON BUILDERS	6,224,418	6,224,418	\$1,506,561	\$1,506,561	24.20%
UNCOMMITTED	360,904				0.00%
	6,585,322	6,224,418	\$1,506,561	\$1,506,561	22.88%
3. Program and Construction Management (Included under Increment 2)					
4. Construction Support Costs					
4.02 Title, Environmental, Stormwater Management					
ORANGE COUNTY HEALTH CARE AGENCY	1,470	1,470	\$1,470	\$0	100.00%
UNCOMMITTED	0				
	1,470	1,470	\$1,470	\$0	100.00%
4.05 DSA Review Fees					
DIVISION OF STATE ARCHITECT	27,430	27,430	\$27,430	\$0	100.00%
UNCOMMITTED	0				
	27,430	27,430	\$27,430	\$0	100.00%
4.06 Postage, Printing & Advertising					
AMERICAN REPROGRAPHICS CO LLC	7,206	7,206	\$7,206	\$0	100.00%
SOUTHERN CALIFORNIA NEWS GROUP	1,264	1,264	\$1,264	\$0	100.00%
UNCOMMITTED					
	8,470	8,470	\$8,470	\$0	100.00%
4.07 DSA Inspection					
KNOWLAND CONSTRUCTION SERVICES	63,000	63,000	\$3,400	\$3,400	5.40%
UNCOMMITTED	510,312				0.00%
	573,312	63,000	\$3,400	\$3,400	0.59%
4.08 DSA Construction Phase Testing					
NINYO & MOORE	113,255	113,255	\$19,168	\$19,168	16.92%
UNCOMMITTED	460,057				0.00%
	573,312	113,255	\$19,168	\$19,168	3.34%
4.10 Labor Compliance					
UNCOMMITTED	81,902	0	\$0	\$0	0.00%



Measure S Bond Program

Budget vs Actuals - By School and Budget Category with Vendor Detail

Monthly Progress Report September 2018

QSS Data thru 9/30/2018

	Budget	Contracted to Date	Expended to Date	Quarterly Expense Jul '18 - Sep '18	% Expended
	81,902	0	\$0	\$0	0.00%
4.11 Preliminary Testing (Hazmat, Topo Survey, Geo					
ENVIRONMENTAL NETWORK CORPORATION	5,000	5,000	\$3,310	\$3,310	66.20%
UNCOMMITTED	0				
	5,000	5,000	\$3,310	\$3,310	66.20%
4.12 Utility Connection Fees (with Local Permitting					
UNCOMMITTED	0	0	\$0	\$0	
	0	0	\$0	\$0	
4.13 FF&E (Laboratory Tables and Chairs, other)					
UNCOMMITTED	0	0	\$0	\$0	
	0	0	\$0	\$0	
4.14 IT Technology Infrastructure					
ACCO ENGINEERED SYSTEMS INC	209,074	209,074	\$53,827	\$53,827	25.75%
UNCOMMITTED	0				
	209,074	209,074	\$53,827	\$53,827	25.75%
4.15 Legal Counsel					
UNCOMMITTED	81,902	0	\$0	\$0	0.00%
	81,902	0	\$0	\$0	0.00%
5. Contingency					
5.02 Project Contingency					
UNCOMMITTED	4,106,688	0	\$0	\$0	0.00%
	4,106,688	0	\$0	\$0	0.00%
Total 392-9520 Orange HS Site Improvements (DSA 04-	12,283,564	6,681,799	\$1,653,318	\$1,586,266	13.46%
392-9520 Orange HS Science Bldg (DSA 04-116859)					
1. Design Cost					
LIONAKIS (Architect of Record)	2,303,002	2,303,002	\$1,655,426	\$50,678	71.88%
UNCOMMITTED	625				0.00%
	2,303,627	2,303,002	\$1,655,426	\$50,678	71.86%
2. Construction Cost (includes escalation to midpoint of construction of 7.81%)					
2.01 Main Building Contractor					
UNCOMMITTED	28,746,124				0.00%
	28,746,124	0	\$0	\$0	0.00%



Measure S Bond Program

Budget vs Actuals - By School and Budget Category with Vendor Detail

Monthly Progress Report September 2018

QSS Data thru 9/30/2018

	Budget	Contracted to Date	Expended to Date	Quarterly Expense Jul '18 - Sep '18	% Expended
3. Program and Construction Management					
3.01 Program Management Fees					
CUMMING CONSTRUCTION MGMT INC	576,735	576,735	\$300,241	\$60,846	52.06%
UNCOMMITTED	761,753	0	\$0	\$0	0.00%
	1,338,488	576,735	\$300,241	\$60,846	22.43%
3.02 Construction Management Fees					
BALFOUR BEATTY CONSTRUCTION	1,640,520	1,640,520	\$302,605	\$46,440	18.45%
UNCOMMITTED					
	1,640,520	1,640,520	\$302,605	\$46,440	18.45%
4. Construction Support Costs					
4.02 Title, Environmental, Stormwater Management					
CHICAGO TITLE COMPANY	1,500	1,500	\$1,500	\$0	100.00%
OUSD COST OF INTEREST DISTRIBUTION FY 16/17	1	1	\$1	\$0	100.00%
PLACEWORKS INC	52,231	52,231	\$52,231	\$0	100.00%
STATE WATER RESOURCES CONTROL BOARD (SUSAN)	200	200	\$200	\$0	100.00%
UNCOMMITTED	95,298				0.00%
	149,230	53,932	\$53,932	\$0	36.14%
4.03 Commissioning					
P2S ENGINEERING INC	30,585	30,585	\$5,000	\$0	16.35%
UNCOMMITTED					
	30,585	30,585	\$5,000	\$0	16.35%
4.05 DSA Review Fees					
DIVISION OF STATE ARCHITECT	252,750	252,750	\$252,750	\$0	100.00%
OUSD REVOLVING CASH	500	500	\$500	\$0	100.00%
UNCOMMITTED	245,705				0.00%
	498,955	253,250	\$253,250	\$0	50.76%
4.06 Postage, Printing & Advertising					
AMERICAN REPROGRAPHICS CO LLC	11,305	11,305	\$4,686	\$3,381	41.45%
SOUTHERN CALIFORNIA EDISON	3,000	3,000	\$1,279	\$1,279	42.64%
SOUTHERN CALIFORNIA EDISON	5,878	5,878	\$5,878	\$1,279	100.00%
UNCOMMITTED	36,868				0.00%
	57,051	20,183	\$11,844	\$5,939	20.76%
4.11 Preliminary Testing (Hazmat, Topo Survey, Geo					
CALIFORNIA GEOLOGICAL SURVEY (Geology and Seismology Review)	3,600	3,600	\$3,600	\$0	100.00%



Measure S Bond Program

Budget vs Actuals - By School and Budget Category with Vendor Detail

Monthly Progress Report September 2018

QSS Data thru 9/30/2018

	Budget	Contracted to Date	Expended to Date	Quarterly Expense Jul '18 - Sep '18	% Expended
KOURY ENGINEERING & TESTING INC (Geotechnical Engineering)	13,300	13,300	\$13,300	\$0	100.00%
PENCO ENGINEERING INC (Topographical/Survey Services)	42,350	42,350	\$41,070	\$11,920	96.98%
RMA GROUP (Utility location)	49,533	49,533	\$49,533	\$0	100.00%
UNCOMMITTED	584,804				0.00%
	693,587	108,783	\$107,503	\$11,920	15.50%
4.12 Utility Connection Fees (with Local Permitting)					
CITY OF ORANGE	2,500	2,500	\$2,500	\$0	100.00%
SOUTHERN CALIFORNIA EDISON	6,912	6,912	\$6,912	\$6,912	100.00%
UNCOMMITTED	154,391				0.00%
	163,803	9,412	\$9,412	\$6,912	5.75%
4.13 FF&E (Laboratory Tables and Chairs, other)					
CONEXWEST	9,466	9,466	\$0	\$0	0.00%
UNCOMMITTED	1,300,962				0.00%
	1,310,428	9,466	\$0	\$0	0.00%
4.14 IT Technology Infrastructure					
ACCO ENGINEERED SYSTEMS INC	62,883	62,883	\$0	\$0	0.00%
UNCOMMITTED	301,355				0.00%
	364,238	62,883	\$0	\$0	0.00%
4.16 Miscellaneous Fees					
	0	0	\$0	\$0	
5. Contingency					
5.01 Construction Contingency					
UNCOMMITTED	2,679,526	0	\$0	\$0	0.00%
	2,679,526	0	\$0	\$0	0.00%
Total 392-9520 Orange HS Science Bldg (DSA 04-116859)	39,976,162	4,986,989	\$2,689,799	\$204,750	6.73%
392-TBD Orange HS Unallocated Funds					
1. Unallocated Bond Funds					
UNCOMMITTED	19,499,624	0	\$0	\$0	0.00%
	19,499,624	0	\$0	\$0	0.00%
Orange High School	72,000,000	11,983,488	\$4,555,382	\$1,891,342	6.33%

3.1 PROJECT COST ESTIMATE



Measure S Bond Program

Budget vs Actuals - By School and Budget Category with Vendor Detail

Monthly Progress Report September 2018

QSS Data thru 9/30/2018

	Budget	Contracted to Date	Expended to Date	Quarterly Expense Jul '18 - Sep '18	% Expended
Villa Park High School					
394-0000 Villa Park HS IP Surveillance Camera and Systems					
1. FF&E (IP Surveillance Camera)					
CDW GOVERNMENT INC (Parts for IP Camera Systems)	33,369	33,369	\$32,182	\$32,182	96.44%
DIGITAL NETWORKS GROUP INC F/I IP Camera Software)	8,635	8,635	\$8,635	\$8,635	100.00%
INTER-PACIFIC INC (Install IP Based Surveillance Camera System)	22,133	22,133	\$10,513	\$10,513	47.50%
UNCOMMITTED	0				
	64,137	64,137	\$51,330	\$51,330	80.03%
5. Contingency					
5.01 Project Contingency					
UNCOMMITTED	4,930	0	\$0	\$0	0.00%
	4,930	0	\$0	\$0	0.00%
Total 394-0000 Villa Park HS IP Surveillance Camera and	69,067	64,137	\$51,330	\$51,330	74.32%
394-9520 Villa Park HS Science Center					
1. Design Cost					
1.01 Architect					
LIONAKIS (Program Master Specifications)	14,059	14,059	\$14,059	\$0	100.00%
LPA INC (Architect of Record)	2,221,358	2,221,358	\$1,435,397	\$184,592	64.62%
UNCOMMITTED	625				0.00%
	2,236,042	2,235,417	\$1,449,456	\$184,592	64.82%
2. Construction Cost (includes escalation to midpoint of construction of 14.65%)					
UNCOMMITTED	20,712,719				0.00%
	20,712,719	0	\$0	\$0	0.00%
2.02 Demolition					
UNCOMMITTED	442,500	0	\$0	\$0	0.00%
	442,500	0	\$0	\$0	0.00%
2.03 Other Construction					
UNCOMMITTED	3,589,454	0	\$0	\$0	0.00%
	3,589,454	0	\$0	\$0	0.00%

3. Program and Construction Management



Measure S Bond Program

Budget vs Actuals - By School and Budget Category with Vendor Detail

Monthly Progress Report September 2018

QSS Data thru 9/30/2018

	Budget	Contracted to Date	Expended to Date	Quarterly Expense Jul '18 - Sep '18	% Expended
3.01 Program Management Fees					
CUMMING CONSTRUCTION MGMT INC	566,731	566,731	\$271,845	\$41,513	47.97%
UNCOMMITTED	588,404				0.00%
	1,155,135	566,731	\$271,845	\$57,865	23.53%
3.02 Construction Management Fees					
CORDOBA CORPORATION	1,744,430	1,744,430	\$421,905	\$77,650	24.19%
UNCOMMITTED	0				
	1,744,430	1,744,430	\$421,905	\$77,650	24.19%
4. Construction Support Costs					
4.01 Rental					
ELITE MODULAR LEASING & SALES INC	478,688	478,688	\$0	\$0	0.00%
UNCOMMITTED	0				
	478,688	478,688	\$0	\$0	0.00%
4.02 Title, Environmental, Stormwater Management					
CHICAGO TITLE COMPANY	750	750	\$750	\$0	100.00%
OUSD COST OF INTEREST DISTRIBUTION FY 16/17	1	1	\$1	\$0	100.00%
PLACEWORKS INC	87,059	87,059	\$71,189	\$37,032	81.77%
UNCOMMITTED	13,840				0.00%
	101,650	87,810	\$71,940	\$37,032	70.77%
4.03 Commissioning					
P2S ENGINEERING INC	31,635	31,635	\$3,700	\$0	11.70%
UNCOMMITTED	0				
	31,635	31,635	\$3,700	\$0	11.70%
4.05 DSA Review Fees					
DIVISION OF STATE ARCHITECT	211,366	211,366	\$211,366	\$0	100.00%
UNCOMMITTED	165,732				0.00%
	377,098	211,366	\$211,366	\$0	56.05%
4.06 Postage, Printing & Advertising					
AMERICAN REPROGRAPHICS CO LLC	15,206	15,206	\$5,206	\$0	34.24%
SOUTHERN CALIFORNIA NEWS GROUP	3,352	3,352	\$352	\$0	10.50%
UNCOMMITTED	25,637				0.00%
	44,195	18,558	\$5,558	\$0	12.58%
4.07 DSA Inspection					
UNCOMMITTED	386,707	0	\$0	\$0	0.00%
	386,707	0	\$0	\$0	0.00%
4.08 DSA Construction Phase Testing					



Measure S Bond Program

Budget vs Actuals - By School and Budget Category with Vendor Detail

Monthly Progress Report September 2018

QSS Data thru 9/30/2018

	Budget	Contracted to Date	Expended to Date	Quarterly Expense Jul '18 - Sep '18	% Expended
NINYO & MOORE	300,000	300,000	\$0	\$0	0.00%
UNCOMMITTED	86,707				0.00%
	386,707	300,000	\$0	\$0	0.00%
4.10 Labor Compliance					
UNCOMMITTED	55,244	0	\$0	\$0	0.00%
	55,244	0	\$0	\$0	0.00%
4.11 Preliminary Testing (Hazmat, Topo Survey, Geo					
CALIFORNIA GEOLOGICAL SURVEY (Geology and Seismology Review)	3,600	3,600	\$3,600	\$0	100.00%
LEIGHTON CONSULTING INC (Geotechnical Engineering)	20,000	20,000	\$14,772	\$0	73.86%
PSOMAS (Topographical Survey)	27,000	27,000	\$21,034	\$0	77.90%
RMA GROUP (Utility location)	16,325	16,325	\$16,325	\$0	100.00%
SPECTRUM FIRE PROTECTION (Fire Hydrant Flow Test)	1,000	1,000	\$1,000	\$0	100.00%
UNCOMMITTED	391,377				0.00%
	459,302	67,925	\$56,731	\$0	12.35%
4.12 Utility Connection Fees (with Local Permitting					
UNCOMMITTED	110,488	0	\$0	\$0	0.00%
	110,488	0	\$0	\$0	0.00%
4.13 FF&E (Laboratory Tables and Chairs, other)					
UNCOMMITTED	883,903	0	\$0	\$0	0.00%
	883,903	0	\$0	\$0	0.00%
4.14 IT Technology Infrastructure					
UNCOMMITTED	386,707	0	\$0	\$0	0.00%
	386,707	0	\$0	\$0	0.00%
4.15 Legal Counsel					
UNCOMMITTED	55,244	0	\$0	\$0	0.00%
	55,244	0	\$0	\$0	0.00%
5. Contingency					
5.01 Construction Contingency					
UNCOMMITTED	2,209,756	0	\$0	\$0	0.00%
	2,209,756	0	\$0	\$0	0.00%
5.02 Project Contingency					
UNCOMMITTED	9,352,396	0	\$0	\$0	0.00%
	9,352,396	0	\$0	\$0	0.00%



Measure S Bond Program

Budget vs Actuals - By School and Budget Category with Vendor Detail

Monthly Progress Report September 2018

QSS Data thru 9/30/2018

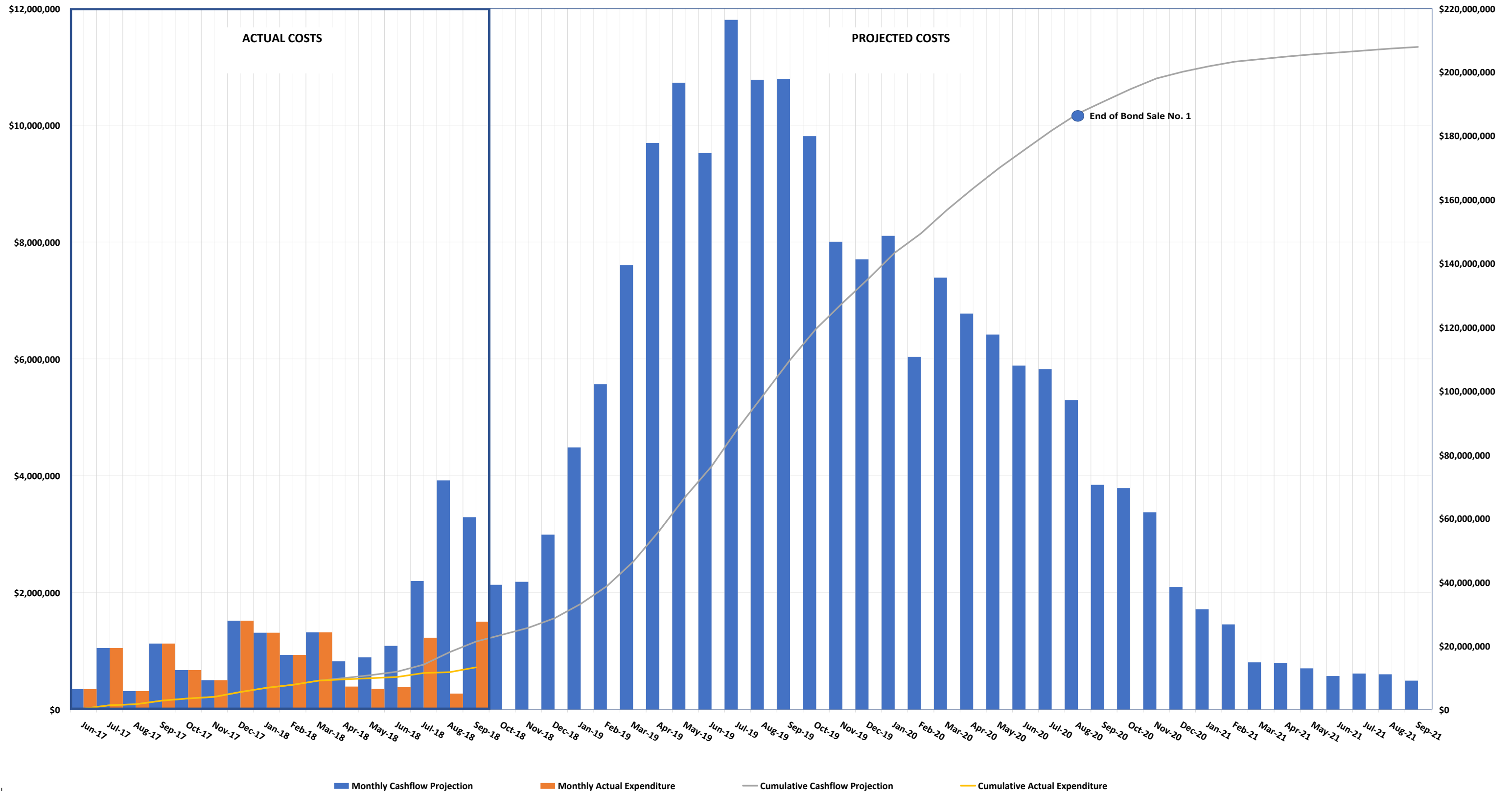
	Budget	Contracted to Date	Expended to Date	Quarterly Expense Jul '18 - Sep '18	% Expended
Total 394-9520 Villa Park HS Science Center	45,200,000	5,742,559	\$2,476,148	\$340,786	5.48%
394-TBD Villa Park Unallocated Funds					
1. Unallocated Bond Funds					
UNCOMMITTED	26,730,933	0	\$0	\$0	0.00%
	26,730,933	0	\$0	\$0	0.00%
Villa Park High School	72,000,000	5,806,696	\$2,527,477	\$392,116	3.51%



MEASURE S BOND PROGRAM - SCIENCE CENTER CASH FLOW PROJECTION

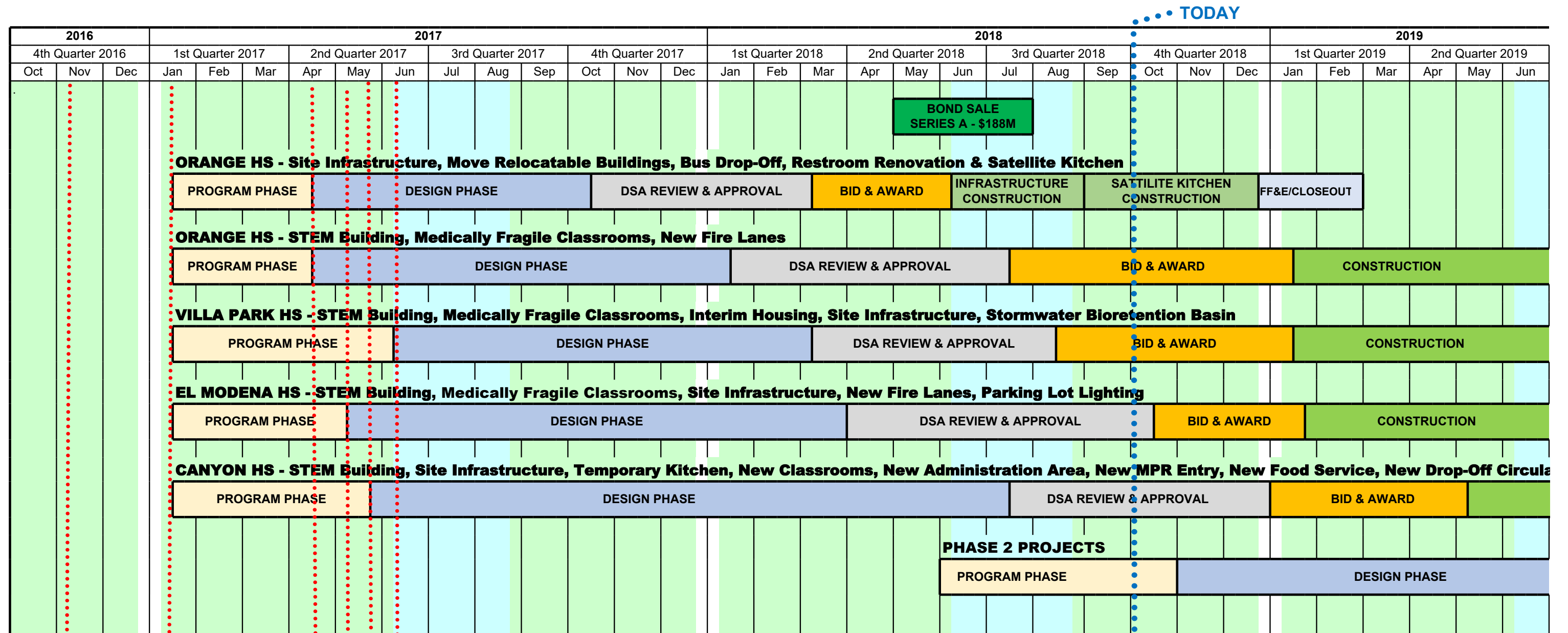
Actual Costs thru September 30, 2018
Projected Costs thru September 30, 2021

3.2 CASH FLOW PROJECTIONS





MEASURE S BOND PROGRAM - 4.0 PROGRAM SCHEDULE SUMMARY



TODAY

— Villa Park HS Schematic Design & Budget Approved 6/8/17

— Canyon HS Schematic Design & Budget Approved 5/25/17

— El Modena HS Schematic Design & Budget Approved 5/11/17

— Orange HS Schematic Design & Budget Approved 4/13/17

— Program Manager Starts Work 1/17/17

— Bond Measure S Passes by 62% on 11/8/17



Board of Education

Alexia Deligianni-Brydges, Ed. D, President

Kathryn A. Moffat, Vice-President

Timothy Surridge, Clerk

Andrea Yamasaki

Rick Ledesma

John Ortega

Brenda Lebsack

Gunn Marie Hansen, Ph.D.

Superintendent

David A. Rivera

Assistant Superintendent/CBO

Business Services

Scott Harvey

Interim Senior Executive Director

Administrative Services



Facilities & Planning Department

Measure S Bond Program

726 W. Collins Avenue

Orange, CA 92867

T: (714) 628-4500