



ORANGE UNIFIED SCHOOL DISTRICT

Business Services
1401 North Handy Street - Orange, CA 92867-4334
Phone: 714.628.4479 Fax: 714.628.4046
www.orangeusd.org

ANNUAL REPORT FOR THE ORANGE UNIFIED SCHOOL DISTRICT FUTURIS TRUST July 2021

Orange Unified School District has established the Futuris Public Entity Investment Trust. This Trust is an IRS Section 115 Trust that is used for the purposes of investment and disbursement of funds irrevocably designated by the District for the payment of its obligations to eligible employees and former employees of the District and their eligible dependents and beneficiaries for life, sick, hospitalization, major medical, accident, disability, dental and other similar benefits (sometimes referred to as “other post-employment benefits,” or “OPEB.”) This Trust was established and is managed in compliance with the applicable Governmental Accounting Standards Board (GASB) standards for OPEB. GASB Statements 74 and 75 set the accounting standard for public sector employers to identify and report their (OPEB) liabilities.

The District has created a Retirement Board of Authority consisting of District Personnel to oversee and run the Futuris Trust. Benefit Trust Company is the qualified Discretionary Trustee for asset and fiduciary management and investment policy development. Keenan & Associates is the Program Coordinator for the Futuris Trust providing oversight of the Futuris program and guidance to the District.

Attached to this notice is the most recent annual statement for the Trust. This statement shows (as of the date of the statement); the total assets in the Trust, the market value, the book value, all contribution and distribution activity (including all fees and expenses associated with the Trust), income activity, purchase activity, sale activity, and realized gains and losses. Please note that the Trust is not itself an employee benefit plan. Rather, the assets in the Trust are irrevocably designated for the funding of employee benefit plans. You are being provided this information pursuant to California Government Code Section 53216.4.

For more information regarding the Futuris Public Entity Investment Trust, please contact David Rivera, Assistant Superintendent/CBO of Business Services at (714) 628-4479.

Mission Statement: Orange Unified School District, being committed to planning for continual improvement, will provide a curriculum and learning environment of excellence and high expectations to provide each student with the opportunity and preparation to compete in the global economy.



Benefit Trust
Fiduciary Passport Services

BENEFIT TRUST COMPANY HEREBY
CERTIFIES THIS ANNUAL TRUST STATEMENT FURNISHED
PURSUANT TO 29 CFR 2520.103-5(C) IS COMPLETE
AND ACCURATE.

(AUTHORIZED SIGNATURE)

RBOA FUTURIS

KS 66211

ACCOUNT NUMBER 115150000750

FOR THE PERIOD FROM 07/01/2020 TO 06/30/2021

THE PLAN ADMINISTRATOR WILL BE DEEMED TO APPROVE THIS REPORT UNLESS IT SUBMITS WRITTEN OBJECTIONS
OR PROPOSED CORRECTIONS THERETO WITHIN NINETY (90) CALENDAR DAYS FOLLOWING THE END OF THE PERIOD
COVERED IN THE REPORT.



Benefit Trust
Fiduciary Passport Services

TRUST EB FORMAT

Statement Period
Account Number

07/01/2020 through 06/30/2021
115150000750
BENEFIT TRUST COMPANY
AS TRUSTEE FOR
ORANGE UNIFIED SCHOOL DISTRICT
LONG TERM INVESTMENT FUND
PUBLIC ENTITY INVESTMENT TRUST

Contents

Summary Of Fund	1
Asset Summary As Of 06/30/2021	2
Summary Of Cash Receipts And Disbursements	6
Schedule Of Income	7
Schedule Of Fees And Other Expenses	23
Schedule Of Other Disbursements And Reductions	26
Schedule Of Purchases	27
Schedule Of Sales	45
Schedule Of Unrealized Gains & Losses	60
Schedule Of Reportable Transactions	64
Balance Sheet	67
Schedule Of Prior Period Trades Settled	69
Schedule Of Pending Trades End Of Period	70



TRUST EB FORMAT

Statement Period
Account Number

07/01/2020 through 06/30/2021
115150000750
BENEFIT TRUST COMPANY
AS TRUSTEE FOR
ORANGE UNIFIED SCHOOL DISTRICT
LONG TERM INVESTMENT FUND
PUBLIC ENTITY INVESTMENT TRUST

Summary Of Fund

MARKET VALUE AS OF 07/01/2020		125,359,898.96
EARNINGS		
NET INCOME CASH RECEIPTS	5,396,529.81	
FEES AND OTHER EXPENSES	461,286.81 -	
REALIZED GAIN OR LOSS	1,670,352.64	
UNREALIZED GAIN OR LOSS	4,888,849.69	
TOTAL EARNINGS		11,494,445.33
OTHER DISBURSEMENTS		5,677,248.02 -
TOTAL MARKET VALUE AS OF 06/30/2021		131,177,096.27



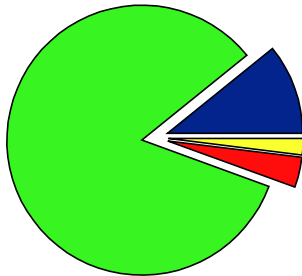
Statement Period
Account Number




07/01/2020 through 06/30/2021
115150000750
BENEFIT TRUST COMPANY
AS TRUSTEE FOR
ORANGE UNIFIED SCHOOL DISTRICT
LONG TERM INVESTMENT FUND
PUBLIC ENTITY INVESTMENT TRUST

Asset Summary As Of 06/30/2021

DESCRIPTION	MARKET VALUE	AVG COST	% OF PORT
MUTUAL FUND - FIXED INCOME	109,670,716.96	106,884,355.91	84
MUTUAL FUND - DOMESTIC EQUITY	14,392,162.73	10,028,513.02	11
MUTUAL FUND - INTERNATIONAL EQUITY	4,701,565.22	3,260,088.10	4
MUTUAL FUND - REAL ESTATE	2,412,651.36	2,026,611.45	2
TOTAL INVESTMENTS	131,177,096.27	122,199,568.48	
CASH	244,856.34		
DUE FROM BROKER	0.00		
DUE TO BROKER	244,856.34		
TOTAL MARKET VALUE	131,177,096.27		

Ending Asset Allocation



11.0%		MUTUAL FUND - DOMESTIC EQUITY	14,392,162.73
83.6%		MUTUAL FUND - FIXED INCOME	109,670,716.96
3.6%		MUTUAL FUND - INTERNATIONAL EQUI	4,701,565.22
1.8%		MUTUAL FUND - REAL ESTATE	2,412,651.36
100.0%		Total	131,177,096.27

Statement Period
Account Number

07/01/2020 through 06/30/2021
115150000750
BENEFIT TRUST COMPANY
AS TRUSTEE FOR
ORANGE UNIFIED SCHOOL DISTRICT
LONG TERM INVESTMENT FUND
PUBLIC ENTITY INVESTMENT TRUST

Asset Detail As Of 06/30/2021

UNITS/BOOK VALUE	DESCRIPTION	MARKET VALUE	AVG COST	% OF PORT
MUTUAL FUND - FIXED INCOME				
1,822,557.273	BLACKROCK TOTAL RETURN - K	21,888,912.85	21,633,044.99	17
398,384.166	GUGGENHEIM INVESTMENTS FDS TR MACRO OPPTY R6	10,907,758.47	10,509,472.29	8
1,093,580.912	GUGGENHEIM INVESTMENTS INVESTMENT GRADE BOND FUND	22,024,719.57	20,397,199.32	17
1,574,489.006	PRUDENTIAL GBL TOTL RTRN FD INC PGIM TTL R6	10,926,953.70	11,093,342.11	8
1,498,738.208	PRUDENTIAL FUNDS TOTAL RETURN BOND CL R6	22,016,464.28	21,684,934.87	17
1,808,910.66	WESTERN ASSET CORE PLUS BOND IS	21,905,908.09	21,566,362.33	17
		109,670,716.96	106,884,355.91	84
MUTUAL FUND - DOMESTIC EQUITY				
41,288.967	ALGER FUNDS MID CAP FOCUS - Z	861,700.74	601,444.43	1
46,268.383	ALGER FUNDS SMALL CAP FOCUS Z	1,549,528.15	615,008.07	1
42,666.442	ALGER FUNDS FOCUS EQUITY FUND CL Y	2,702,065.77	1,879,525.70	2
60,156.713	COLUMBIA CONTRARIAN CORE	2,174,665.17	1,435,139.13	2
24,495.265	OAKMARK INTERNATIONAL INST.	726,529.56	663,361.21	1
39,205.281	JOHN HANCOCK INTERNATIONAL GROWTH R6	1,587,029.77	1,129,441.75	1



Statement Period
Account Number

07/01/2020 through 06/30/2021
115150000750
BENEFIT TRUST COMPANY
AS TRUSTEE FOR
ORANGE UNIFIED SCHOOL DISTRICT
LONG TERM INVESTMENT FUND
PUBLIC ENTITY INVESTMENT TRUST

Asset Detail As Of 06/30/2021

UNITS/BOOK VALUE	DESCRIPTION	MARKET VALUE	AVG COST	% OF PORT
26,475.268	CLEARBRIDGE SELECT - IS	1,498,500.17	1,081,779.46	1
33,321.608	PRUDENTIAL JENNISON GLOBAL OPPS Q	1,627,427.33	1,347,991.51	1
31,293.418	THORNBURG INVESTMENT INCOME BUILDER R6	735,708.26	623,258.46	1
11,292.182	UNDISCOVERED MANAGERS BEHAVIORAL VALUE R6	929,007.81	651,563.30	1
		14,392,162.73	10,028,513.02	11
MUTUAL FUND - INTERNATIONAL EQUITY				
80,910.274	GOLDMAN SACHS TR II GQG PARTNRS R6	1,603,641.63	1,192,889.44	1
43,864.305	HARTFORD INTERNATIONAL VALUE - Y	730,779.32	618,599.87	1
23,960.315	AMERICAN FUNDS NEW PERSPECTIVE F2	1,598,153.01	973,170.45	1
7,960.572	AMERICAN FUNDS NEW WORLD F2	768,991.26	475,428.34	1
		4,701,565.22	3,260,088.10	4
MUTUAL FUND - REAL ESTATE				
92,557.833	COHEN AND STEERS REAL ESTATE SECURITIES - Z	1,811,356.79	1,530,475.33	1
22,941.418	PRUDENTIAL FUNDS GLOBAL REAL ESTATE CL Q	601,294.57	496,136.12	0
		2,412,651.36	2,026,611.45	2



TRUST EB FORMAT

Statement Period
Account Number

07/01/2020 through 06/30/2021
115150000750
BENEFIT TRUST COMPANY
AS TRUSTEE FOR
ORANGE UNIFIED SCHOOL DISTRICT
LONG TERM INVESTMENT FUND
PUBLIC ENTITY INVESTMENT TRUST

Asset Detail As Of 06/30/2021

UNITS/BOOK VALUE	DESCRIPTION	MARKET VALUE	AVG COST	% OF PORT
	TOTAL INVESTMENTS	131,177,096.27		
	CASH	244,856.34		
	DUE FROM BROKER	0.00		
	DUE TO BROKER	244,856.34		
	NET ASSETS	131,177,096.27		
	TOTAL MARKET VALUE	131,177,096.27		



Statement Period
Account Number

07/01/2020 through 06/30/2021
115150000750
BENEFIT TRUST COMPANY
AS TRUSTEE FOR
ORANGE UNIFIED SCHOOL DISTRICT
LONG TERM INVESTMENT FUND
PUBLIC ENTITY INVESTMENT TRUST

Summary Of Cash Receipts And Disbursements

R E C E I P T S

CASH BALANCE AS OF 07/01/2020		289,452.48
INCOME RECEIVED		
DIVIDENDS	5,396,529.81	
TOTAL INCOME RECEIPTS	5,396,529.81	
PROCEEDS FROM THE DISPOSITION OF ASSETS	25,041,125.29	
TOTAL RECEIPTS		30,437,655.10

D I S B U R S E M E N T S

FEES AND OTHER EXPENSES		
ADMINISTRATIVE FEES AND EXPENSES	461,286.81	
TOTAL FEES AND OTHER EXPENSES	461,286.81	
OTHER CASH DISBURSEMENTS	5,677,248.02	
COST OF ACQUISITION OF ASSETS	24,343,716.41	
TOTAL DISBURSEMENTS		30,482,251.24
CASH BALANCE AS OF 06/30/2021		244,856.34

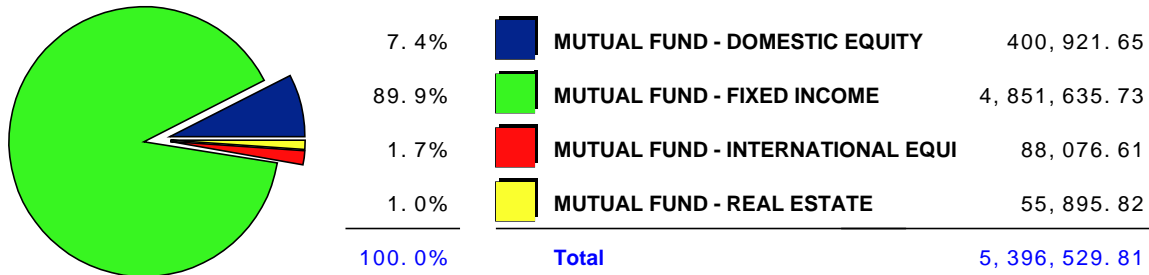


Statement Period
Account Number

07/01/2020 through 06/30/2021
115150000750
BENEFIT TRUST COMPANY
AS TRUSTEE FOR
ORANGE UNIFIED SCHOOL DISTRICT
LONG TERM INVESTMENT FUND
PUBLIC ENTITY INVESTMENT TRUST

Schedule Of Income

Income Allocation



Income Schedule

DATE	DESCRIPTION	CASH RECEIVED	INCOME EARNED	MARKET / COST BASIS
DIVIDENDS				
MUTUAL FUND - FIXED INCOME				
BLACKROCK TOTAL RETURN - K				
08/03/2020	DIVIDEND ON 1,968,911.281 SHS BLACKROCK TOTAL RETURN - K AT .023868 PER SHARE EFFECTIVE 07/31/2020	46,994.02		
09/01/2020	DIVIDEND ON 1,801,101.571 SHS BLACKROCK TOTAL RETURN - K AT .029067 PER SHARE EFFECTIVE 08/31/2020	52,353.36		
10/01/2020	DIVIDEND ON 1,759,569.415 SHS BLACKROCK TOTAL RETURN - K AT .025692 PER SHARE EFFECTIVE 09/30/2020	45,206.18		



Statement Period
Account Number

07/01/2020 through 06/30/2021
115150000750
BENEFIT TRUST COMPANY
AS TRUSTEE FOR
ORANGE UNIFIED SCHOOL DISTRICT
LONG TERM INVESTMENT FUND
PUBLIC ENTITY INVESTMENT TRUST

Schedule Of Income

DATE	DESCRIPTION	CASH RECEIVED	INCOME EARNED	MARKET / COST BASIS
11/02/2020	DIVIDEND ON 1,726,701.894 SHS BLACKROCK TOTAL RETURN - K AT .026228 PER SHARE EFFECTIVE 10/30/2020	45,288.70		
12/01/2020	DIVIDEND ON 1,573,027.996 SHS BLACKROCK TOTAL RETURN - K AT .027949 PER SHARE EFFECTIVE 11/30/2020	43,964.11		
12/23/2020	LONG TERM CAP GAINS DIVIDEND - PRE 5/6/2003 ON 1,733,806.22 SHS BLACKROCK TOTAL RETURN - K AT .210337 PER SHARE EFFECTIVE 12/21/2020	364,683.60		
12/23/2020	SHORT TERM CAPITAL GAINS DIVIDEND ON 1,733,806.22 SHS BLACKROCK TOTAL RETURN - K AT .259069 PER SHARE EFFECTIVE 12/21/2020	449,175.44		
01/04/2021	DIVIDEND ON 1,751,999.79 SHS BLACKROCK TOTAL RETURN - K AT .02501 PER SHARE EFFECTIVE 12/31/2020	43,816.92		
02/01/2021	DIVIDEND ON 1,899,051.282 SHS BLACKROCK TOTAL RETURN - K AT .022425 PER SHARE EFFECTIVE 01/29/2021	42,586.26		
03/01/2021	DIVIDEND ON 1,902,743.839 SHS BLACKROCK TOTAL RETURN - K AT .02026 PER SHARE EFFECTIVE 02/26/2021	38,550.38		
04/01/2021	DIVIDEND ON 1,738,386.412 SHS BLACKROCK TOTAL RETURN - K AT .023569 PER SHARE EFFECTIVE 03/31/2021	40,971.61		
05/03/2021	DIVIDEND ON 1,908,117.206 SHS BLACKROCK TOTAL RETURN - K AT .019124 PER SHARE EFFECTIVE 04/30/2021	36,490.07		



Statement Period
Account Number

07/01/2020 through 06/30/2021
115150000750
BENEFIT TRUST COMPANY
AS TRUSTEE FOR
ORANGE UNIFIED SCHOOL DISTRICT
LONG TERM INVESTMENT FUND
PUBLIC ENTITY INVESTMENT TRUST

Schedule Of Income

DATE	DESCRIPTION	CASH RECEIVED	INCOME EARNED	MARKET / COST BASIS
06/01/2021	DIVIDEND ON 1,910,746.256 SHS BLACKROCK TOTAL RETURN - K AT .018608 PER SHARE EFFECTIVE 05/28/2021	35,554.70		
07/01/2021	DIVIDEND ON 1,743,491.296 SHS BLACKROCK TOTAL RETURN - K AT .021576 PER SHARE EFFECTIVE 06/30/2021	37,617.88		
	SECURITY TOTAL	1,323,253.23	1,323,253.23	
	GUGGENHEIM INVESTMENTS FDS TR MACRO OPPTY R6			
10/01/2020	DIVIDEND ON 369,747.268 SHS GUGGENHEIM INVESTMENTS FDS TR MACRO OPPTY R6 AT .108929 PER SHARE EFFECTIVE 09/30/2020	40,276.07		
11/02/2020	DIVIDEND ON 411,809.9 SHS GUGGENHEIM INVESTMENTS FDS TR MACRO OPPTY R6 AT .124267 PER SHARE EFFECTIVE 10/30/2020	51,174.55		
12/01/2020	DIVIDEND ON 413,646.026 SHS GUGGENHEIM INVESTMENTS FDS TR MACRO OPPTY R6 AT .107313 PER SHARE EFFECTIVE 11/30/2020	44,389.47		
01/04/2021	DIVIDEND ON 414,887.172 SHS GUGGENHEIM INVESTMENTS FDS TR MACRO OPPTY R6 AT .125711 PER SHARE EFFECTIVE 12/31/2020	52,155.69		
02/01/2021	DIVIDEND ON 438,094.973 SHS GUGGENHEIM INVESTMENTS FDS TR MACRO OPPTY R6 AT .098192 PER SHARE EFFECTIVE 01/29/2021	43,017.39		
03/01/2021	DIVIDEND ON 425,181.366 SHS GUGGENHEIM INVESTMENTS FDS TR MACRO OPPTY R6 AT .103899 PER SHARE EFFECTIVE 02/26/2021	44,176.04		



TRUST EB FORMAT

Statement Period
Account Number

07/01/2020 through 06/30/2021
115150000750
BENEFIT TRUST COMPANY
AS TRUSTEE FOR
ORANGE UNIFIED SCHOOL DISTRICT
LONG TERM INVESTMENT FUND
PUBLIC ENTITY INVESTMENT TRUST

Schedule Of Income

DATE	DESCRIPTION	CASH RECEIVED	INCOME EARNED	MARKET / COST BASIS
04/01/2021	DIVIDEND ON 422,793.898 SHS GUGGENHEIM INVESTMENTS FDS TR MACRO OPPTY R6 AT .100129 PER SHARE EFFECTIVE 03/31/2021	42,333.78		
05/03/2021	DIVIDEND ON 423,917.688 SHS GUGGENHEIM INVESTMENTS FDS TR MACRO OPPTY R6 AT .090534 PER SHARE EFFECTIVE 04/30/2021	38,378.93		
06/01/2021	DIVIDEND ON 417,128.943 SHS GUGGENHEIM INVESTMENTS FDS TR MACRO OPPTY R6 AT .087285 PER SHARE EFFECTIVE 05/28/2021	36,409.03		
07/01/2021	DIVIDEND ON 416,022.653 SHS GUGGENHEIM INVESTMENTS FDS TR MACRO OPPTY R6 AT .083691 PER SHARE EFFECTIVE 06/30/2021	34,817.33		
	SECURITY TOTAL	427,128.28	427,128.28	
	GUGGENHEIM INVESTMENTS INVESTMENT GRADE BOND FUND			
08/03/2020	DIVIDEND ON 1,206,828.32 SHS GUGGENHEIM INVESTMENTS INVESTMENT GRADE BOND FUND AT .047801 PER SHARE EFFECTIVE 07/31/2020	57,687.06		
09/01/2020	DIVIDEND ON 1,209,574.509 SHS GUGGENHEIM INVESTMENTS INVESTMENT GRADE BOND FUND AT .041696 PER SHARE EFFECTIVE 08/31/2020	50,434.58		
10/01/2020	DIVIDEND ON 1,067,812.423 SHS GUGGENHEIM INVESTMENTS INVESTMENT GRADE BOND FUND AT .045812 PER SHARE EFFECTIVE 09/30/2020	48,918.34		



Statement Period
Account Number

07/01/2020 through 06/30/2021
115150000750
BENEFIT TRUST COMPANY
AS TRUSTEE FOR
ORANGE UNIFIED SCHOOL DISTRICT
LONG TERM INVESTMENT FUND
PUBLIC ENTITY INVESTMENT TRUST

Schedule Of Income

DATE	DESCRIPTION	CASH RECEIVED	INCOME EARNED	MARKET / COST BASIS
11/02/2020	DIVIDEND ON 1,054,176.192 SHS GUGGENHEIM INVESTMENTS INVESTMENT GRADE BOND FUND AT .050967 PER SHARE EFFECTIVE 10/30/2020	53,727.80		
12/01/2020	DIVIDEND ON 1,056,815.082 SHS GUGGENHEIM INVESTMENTS INVESTMENT GRADE BOND FUND AT .045376 PER SHARE EFFECTIVE 11/30/2020	47,953.54		
12/18/2020	LONG TERM CAP GAINS DIVIDEND - PRE 5/6/2003 ON 1,059,117.22 SHS GUGGENHEIM INVESTMENTS INVESTMENT GRADE BOND FUND AT .108794 PER SHARE EFFECTIVE 12/16/2020	115,225.71		
12/18/2020	SHORT TERM CAPITAL GAINS DIVIDEND ON 1,059,117.22 SHS GUGGENHEIM INVESTMENTS INVESTMENT GRADE BOND FUND AT .322061 PER SHARE EFFECTIVE 12/16/2020	341,099.84		
01/04/2021	DIVIDEND ON 1,068,703.891 SHS GUGGENHEIM INVESTMENTS INVESTMENT GRADE BOND FUND AT .053257 PER SHARE EFFECTIVE 12/31/2020	56,916.41		
02/01/2021	DIVIDEND ON 1,144,169.867 SHS GUGGENHEIM INVESTMENTS INVESTMENT GRADE BOND FUND AT .040042 PER SHARE EFFECTIVE 01/29/2021	45,814.56		
03/01/2021	DIVIDEND ON 1,143,751.631 SHS GUGGENHEIM INVESTMENTS INVESTMENT GRADE BOND FUND AT .045268 PER SHARE EFFECTIVE 02/26/2021	51,775.71		



Statement Period
Account Number

07/01/2020 through 06/30/2021
115150000750
BENEFIT TRUST COMPANY
AS TRUSTEE FOR
ORANGE UNIFIED SCHOOL DISTRICT
LONG TERM INVESTMENT FUND
PUBLIC ENTITY INVESTMENT TRUST

Schedule Of Income

DATE	DESCRIPTION	CASH RECEIVED	INCOME EARNED	MARKET / COST BASIS
04/01/2021	DIVIDEND ON 1,135,521.241 SHS GUGGENHEIM INVESTMENTS INVESTMENT GRADE BOND FUND AT .042478 PER SHARE EFFECTIVE 03/31/2021	48,234.95		
05/03/2021	DIVIDEND ON 1,147,194.14 SHS GUGGENHEIM INVESTMENTS INVESTMENT GRADE BOND FUND AT .039801 PER SHARE EFFECTIVE 04/30/2021	45,659.06		
06/01/2021	DIVIDEND ON 1,148,060.855 SHS GUGGENHEIM INVESTMENTS INVESTMENT GRADE BOND FUND AT .035485 PER SHARE EFFECTIVE 05/28/2021	40,739.10		
07/01/2021	DIVIDEND ON 1,143,326.773 SHS GUGGENHEIM INVESTMENTS INVESTMENT GRADE BOND FUND AT .039168 PER SHARE EFFECTIVE 06/30/2021	44,782.05		
	SECURITY TOTAL	1,048,968.71	1,048,968.71	
	PRUDENTIAL GBL TOTL RTRN FD INC PGIM TTL R6			
08/03/2020	DIVIDEND ON 1,448,220.971 SHS PRUDENTIAL GBL TOTL RTRN FD INC PGIM TTL R6 AT .020843 PER SHARE EFFECTIVE 07/31/2020	30,185.16		
09/01/2020	DIVIDEND ON 1,326,148.707 SHS PRUDENTIAL GBL TOTL RTRN FD INC PGIM TTL R6 AT .023684 PER SHARE EFFECTIVE 08/31/2020	31,408.05		
10/01/2020	DIVIDEND ON 1,506,649.637 SHS PRUDENTIAL GBL TOTL RTRN FD INC PGIM TTL R6 AT .02085 PER SHARE EFFECTIVE 09/30/2020	31,413.47		



Statement Period
Account Number

07/01/2020 through 06/30/2021
115150000750
BENEFIT TRUST COMPANY
AS TRUSTEE FOR
ORANGE UNIFIED SCHOOL DISTRICT
LONG TERM INVESTMENT FUND
PUBLIC ENTITY INVESTMENT TRUST

Schedule Of Income

DATE	DESCRIPTION	CASH RECEIVED	INCOME EARNED	MARKET / COST BASIS
11/02/2020	DIVIDEND ON 1,519,386.929 SHS PRUDENTIAL GBL TOTL RTRN FD INC PGIM TTL R6 AT .021393 PER SHARE EFFECTIVE 10/30/2020	32,504.13		
12/01/2020	DIVIDEND ON 1,385,458.175 SHS PRUDENTIAL GBL TOTL RTRN FD INC PGIM TTL R6 AT .02093 PER SHARE EFFECTIVE 11/30/2020	28,997.92		
12/24/2020	DIVIDEND ON 1,528,003.706 SHS PRUDENTIAL GBL TOTL RTRN FD INC PGIM TTL R6 AT .03842 PER SHARE EFFECTIVE 12/22/2020	58,705.90		
01/04/2021	DIVIDEND ON 1,529,831.411 SHS PRUDENTIAL GBL TOTL RTRN FD INC PGIM TTL R6 AT .019137 PER SHARE EFFECTIVE 12/31/2020	29,276.96		
02/01/2021	DIVIDEND ON 1,618,879.062 SHS PRUDENTIAL GBL TOTL RTRN FD INC PGIM TTL R6 AT .017801 PER SHARE EFFECTIVE 01/29/2021	28,817.67		
03/01/2021	DIVIDEND ON 1,603,187.642 SHS PRUDENTIAL GBL TOTL RTRN FD INC PGIM TTL R6 AT .015764 PER SHARE EFFECTIVE 02/26/2021	25,272.24		
04/01/2021	DIVIDEND ON 1,465,587.954 SHS PRUDENTIAL GBL TOTL RTRN FD INC PGIM TTL R6 AT .018273 PER SHARE EFFECTIVE 03/31/2021	26,780.07		
05/03/2021	DIVIDEND ON 1,618,921.137 SHS PRUDENTIAL GBL TOTL RTRN FD INC PGIM TTL R6 AT .016987 PER SHARE EFFECTIVE 04/30/2021	27,500.15		
06/01/2021	DIVIDEND ON 1,646,937.113 SHS PRUDENTIAL GBL TOTL RTRN FD INC PGIM TTL R6 AT .017541 PER SHARE EFFECTIVE 05/28/2021	28,888.18		



Statement Period
Account Number

07/01/2020 through 06/30/2021
115150000750
BENEFIT TRUST COMPANY
AS TRUSTEE FOR
ORANGE UNIFIED SCHOOL DISTRICT
LONG TERM INVESTMENT FUND
PUBLIC ENTITY INVESTMENT TRUST

Schedule Of Income

DATE	DESCRIPTION	CASH RECEIVED	INCOME EARNED	MARKET / COST BASIS
07/01/2021	DIVIDEND ON 1,504,846.241 SHS PRUDENTIAL GBL TOTL RTRN FD INC PGIM TTL R6 AT .018604 PER SHARE EFFECTIVE 06/30/2021	27,995.59		
	SECURITY TOTAL	407,745.49	407,745.49	
	PRUDENTIAL FUNDS TOTAL RETURN BOND CL R6			
08/03/2020	DIVIDEND ON 1,640,797.802 SHS PRUDENTIAL FUNDS TOTAL RETURN BOND CL R6 AT .037562 PER SHARE EFFECTIVE 07/31/2020	61,631.30		
09/01/2020	DIVIDEND ON 1,501,858.739 SHS PRUDENTIAL FUNDS TOTAL RETURN BOND CL R6 AT .041254 PER SHARE EFFECTIVE 08/31/2020	61,957.84		
10/01/2020	DIVIDEND ON 1,473,772.605 SHS PRUDENTIAL FUNDS TOTAL RETURN BOND CL R6 AT .036345 PER SHARE EFFECTIVE 09/30/2020	53,564.90		
11/02/2020	DIVIDEND ON 1,448,162.192 SHS PRUDENTIAL FUNDS TOTAL RETURN BOND CL R6 AT .038183 PER SHARE EFFECTIVE 10/30/2020	55,294.56		
12/01/2020	DIVIDEND ON 1,319,923.696 SHS PRUDENTIAL FUNDS TOTAL RETURN BOND CL R6 AT .040405 PER SHARE EFFECTIVE 11/30/2020	53,331.81		
01/04/2021	DIVIDEND ON 1,455,457.355 SHS PRUDENTIAL FUNDS TOTAL RETURN BOND CL R6 AT .037691 PER SHARE EFFECTIVE 12/31/2020	54,857.42		
02/01/2021	DIVIDEND ON 1,535,881.992 SHS PRUDENTIAL FUNDS TOTAL RETURN BOND CL R6 AT .033848 PER SHARE EFFECTIVE 01/29/2021	51,985.85		



Statement Period
Account Number

07/01/2020 through 06/30/2021
115150000750
BENEFIT TRUST COMPANY
AS TRUSTEE FOR
ORANGE UNIFIED SCHOOL DISTRICT
LONG TERM INVESTMENT FUND
PUBLIC ENTITY INVESTMENT TRUST

Schedule Of Income

DATE	DESCRIPTION	CASH RECEIVED	INCOME EARNED	MARKET / COST BASIS
03/01/2021	DIVIDEND ON 1,539,544.773 SHS PRUDENTIAL FUNDS TOTAL RETURN BOND CL R6 AT .030433 PER SHARE EFFECTIVE 02/26/2021	46,853.58		
04/01/2021	DIVIDEND ON 1,407,143.508 SHS PRUDENTIAL FUNDS TOTAL RETURN BOND CL R6 AT .035207 PER SHARE EFFECTIVE 03/31/2021	49,541.53		
05/03/2021	DIVIDEND ON 1,551,864.241 SHS PRUDENTIAL FUNDS TOTAL RETURN BOND CL R6 AT .03048 PER SHARE EFFECTIVE 04/30/2021	47,300.39		
06/01/2021	DIVIDEND ON 1,569,305.33 SHS PRUDENTIAL FUNDS TOTAL RETURN BOND CL R6 AT .032796 PER SHARE EFFECTIVE 05/28/2021	51,466.79		
07/01/2021	DIVIDEND ON 1,432,994.267 SHS PRUDENTIAL FUNDS TOTAL RETURN BOND CL R6 AT .033685 PER SHARE EFFECTIVE 06/30/2021	48,270.52		
	SECURITY TOTAL	636,056.49	636,056.49	
	WESTERN ASSET CORE PLUS BOND IS			
08/03/2020	DIVIDEND ON 1,976,782.063 SHS WESTERN ASSET CORE PLUS BOND IS AT .028505 PER SHARE EFFECTIVE 07/31/2020	56,347.20		
09/01/2020	DIVIDEND ON 1,807,348.592 SHS WESTERN ASSET CORE PLUS BOND IS AT .028712 PER SHARE EFFECTIVE 08/31/2020	51,892.17		
10/01/2020	DIVIDEND ON 1,757,913.9 SHS WESTERN ASSET CORE PLUS BOND IS AT .027007 PER SHARE EFFECTIVE 09/30/2020	47,476.13		



Statement Period
Account Number

07/01/2020 through 06/30/2021
115150000750
BENEFIT TRUST COMPANY
AS TRUSTEE FOR
ORANGE UNIFIED SCHOOL DISTRICT
LONG TERM INVESTMENT FUND
PUBLIC ENTITY INVESTMENT TRUST

Schedule Of Income

DATE	DESCRIPTION	CASH RECEIVED	INCOME EARNED	MARKET / COST BASIS
11/02/2020	DIVIDEND ON 1,724,298.941 SHS WESTERN ASSET CORE PLUS BOND IS AT .028069 PER SHARE EFFECTIVE 10/30/2020	48,400.04		
12/01/2020	DIVIDEND ON 1,571,110.135 SHS WESTERN ASSET CORE PLUS BOND IS AT .027819 PER SHARE EFFECTIVE 11/30/2020	43,707.16		
12/16/2020	SHORT TERM CAPITAL GAINS DIVIDEND ON 1,731,673.53 SHS WESTERN ASSET CORE PLUS BOND IS AT .01533 PER SHARE EFFECTIVE 12/14/2020	26,546.56		
12/16/2020	LONG TERM CAP GAINS DIVIDEND - PRE 5/6/2003 ON 1,731,673.53 SHS WESTERN ASSET CORE PLUS BOND IS AT .16242 PER SHARE EFFECTIVE 12/14/2020	281,258.41		
01/04/2021	DIVIDEND ON 1,743,995.587 SHS WESTERN ASSET CORE PLUS BOND IS AT .029392 PER SHARE EFFECTIVE 12/31/2020	51,259.34		
02/01/2021	DIVIDEND ON 1,853,051.369 SHS WESTERN ASSET CORE PLUS BOND IS AT .02097 PER SHARE EFFECTIVE 01/29/2021	38,858.18		
03/01/2021	DIVIDEND ON 1,856,355.356 SHS WESTERN ASSET CORE PLUS BOND IS AT .022038 PER SHARE EFFECTIVE 02/26/2021	40,910.01		
04/01/2021	DIVIDEND ON 1,696,236.481 SHS WESTERN ASSET CORE PLUS BOND IS AT .02698 PER SHARE EFFECTIVE 03/31/2021	45,765.10		
05/03/2021	DIVIDEND ON 1,868,399.093 SHS WESTERN ASSET CORE PLUS BOND IS AT .0257 PER SHARE EFFECTIVE 04/30/2021	48,016.93		



TRUST EB FORMAT

Statement Period
Account Number

07/01/2020 through 06/30/2021
115150000750
BENEFIT TRUST COMPANY
AS TRUSTEE FOR
ORANGE UNIFIED SCHOOL DISTRICT
LONG TERM INVESTMENT FUND
PUBLIC ENTITY INVESTMENT TRUST

Schedule Of Income

DATE	DESCRIPTION	CASH RECEIVED	INCOME EARNED	MARKET / COST BASIS
06/01/2021	DIVIDEND ON 1,883,484.269 SHS WESTERN ASSET CORE PLUS BOND IS AT .023305 PER SHARE EFFECTIVE 05/28/2021	43,894.25		
06/18/2021	LONG TERM CAP GAINS DIVIDEND - PRE 5/6/2003 ON 1,793,675.27 SHS WESTERN ASSET CORE PLUS BOND IS AT .03981 PER SHARE EFFECTIVE 06/16/2021	71,406.21		
06/18/2021	SHORT TERM CAPITAL GAINS DIVIDEND ON 1,793,675.27 SHS WESTERN ASSET CORE PLUS BOND IS AT .03843 PER SHARE EFFECTIVE 06/16/2021	68,930.94		
07/01/2021	DIVIDEND ON 1,723,628.322 SHS WESTERN ASSET CORE PLUS BOND IS AT .02542 PER SHARE EFFECTIVE 06/30/2021	43,814.90		
SECURITY TOTAL		1,008,483.53	1,008,483.53	
TOTAL MUTUAL FUND - FIXED INCOME		4,851,635.73	4,851,635.73	
MUTUAL FUND - DOMESTIC EQUITY ALGER FUNDS MID CAP FOCUS - Z				
12/17/2020	LONG TERM CAP GAINS DIVIDEND - PRE 5/6/2003 ON 45,841.815 SHS ALGER FUNDS MID CAP FOCUS - Z AT .0984 PER SHARE EFFECTIVE 12/15/2020	4,510.83		
12/17/2020	SHORT TERM CAPITAL GAINS DIVIDEND ON 45,841.815 SHS ALGER FUNDS MID CAP FOCUS - Z AT .161 PER SHARE EFFECTIVE 12/15/2020	7,380.53		
SECURITY TOTAL		11,891.36	11,891.36	



TRUST EB FORMAT

Statement Period
Account Number

07/01/2020 through 06/30/2021
115150000750
BENEFIT TRUST COMPANY
AS TRUSTEE FOR
ORANGE UNIFIED SCHOOL DISTRICT
LONG TERM INVESTMENT FUND
PUBLIC ENTITY INVESTMENT TRUST

Schedule Of Income

DATE	DESCRIPTION	CASH RECEIVED	INCOME EARNED	MARKET / COST BASIS
	ALGER FUNDS FOCUS EQUITY FUND CL Y			
12/17/2020	DIVIDEND ON 44,525.2 SHS ALGER FUNDS FOCUS EQUITY FUND CL Y AT .018 PER SHARE EFFECTIVE 12/15/2020	801.45		
12/17/2020	SHORT TERM CAPITAL GAINS DIVIDEND ON 44,525.2 SHS ALGER FUNDS FOCUS EQUITY FUND CL Y AT .8577 PER SHARE EFFECTIVE 12/15/2020	38,189.26		
12/17/2020	LONG TERM CAP GAINS DIVIDEND - PRE 5/6/2003 ON 44,525.2 SHS ALGER FUNDS FOCUS EQUITY FUND CL Y AT 2.5311 PER SHARE EFFECTIVE 12/15/2020	112,697.73		
	SECURITY TOTAL	151,688.44	151,688.44	
	COLUMBIA CONTRARIAN CORE			
12/11/2020	DIVIDEND ON 64,605.574 SHS COLUMBIA CONTRARIAN CORE AT .27179 PER SHARE EFFECTIVE 12/08/2020	17,559.15		
12/11/2020	LONG TERM CAP GAINS DIVIDEND - PRE 5/6/2003 ON 64,605.574 SHS COLUMBIA CONTRARIAN CORE AT 2.11039 PER SHARE EFFECTIVE 12/08/2020	136,342.96		
	SECURITY TOTAL	153,902.11	153,902.11	
	OAKMARK INTERNATIONAL INST.			
12/14/2020	DIVIDEND ON 28,591.157 SHS OAKMARK INTERNATIONAL INST. AT .1413 PER SHARE EFFECTIVE 12/09/2020	4,039.93		



Statement Period
Account Number

07/01/2020 through 06/30/2021
115150000750
BENEFIT TRUST COMPANY
AS TRUSTEE FOR
ORANGE UNIFIED SCHOOL DISTRICT
LONG TERM INVESTMENT FUND
PUBLIC ENTITY INVESTMENT TRUST

Schedule Of Income

DATE	DESCRIPTION	CASH RECEIVED	INCOME EARNED	MARKET / COST BASIS
	SECURITY TOTAL	4 , 039 . 93	4 , 039 . 93	
	JOHN HANCOCK INTERNATIONAL GROWTH R6			
12/22/2020	DIVIDEND ON 43,963.176 SHS JOHN HANCOCK INTERNATIONAL GROWTH R6 AT .10917 PER SHARE EFFECTIVE 12/17/2020	4 , 799 . 46		
	SECURITY TOTAL	4 , 799 . 46	4 , 799 . 46	
	PRUDENTIAL JENNISON GLOBAL OPPS Q			
12/14/2020	SHORT TERM CAPITAL GAINS DIVIDEND ON 34,222.472 SHS PRUDENTIAL JENNISON GLOBAL OPPS Q AT .00545 PER SHARE EFFECTIVE 12/10/2020	186 . 51		
12/14/2020	LONG TERM CAP GAINS DIVIDEND - PRE 5/6/2003 ON 34,222.472 SHS PRUDENTIAL JENNISON GLOBAL OPPS Q AT .73734 PER SHARE EFFECTIVE 12/10/2020	25 , 233 . 60		
	SECURITY TOTAL	25 , 420 . 11	25 , 420 . 11	
	THORNBURG INVESTMENT INCOME BUILDER R6			
09/21/2020	DIVIDEND ON 47,041.635 SHS THORNBURG INVESTMENT INCOME BUILDER R6 AT .232753 PER SHARE EFFECTIVE 09/17/2020	10 , 949 . 08		
12/30/2020	DIVIDEND ON 35,570.303 SHS THORNBURG INVESTMENT INCOME BUILDER R6 AT .31569 PER SHARE EFFECTIVE 12/28/2020	11 , 229 . 19		
03/22/2021	DIVIDEND ON 34,439.039 SHS THORNBURG INVESTMENT INCOME BUILDER R6 AT .236877 PER SHARE EFFECTIVE 03/18/2021	8 , 157 . 83		



Statement Period
Account Number

07/01/2020 through 06/30/2021
115150000750
BENEFIT TRUST COMPANY
AS TRUSTEE FOR
ORANGE UNIFIED SCHOOL DISTRICT
LONG TERM INVESTMENT FUND
PUBLIC ENTITY INVESTMENT TRUST

Schedule Of Income

DATE	DESCRIPTION	CASH RECEIVED	INCOME EARNED	MARKET / COST BASIS
06/21/2021	DIVIDEND ON 31,446.132 SHS THORNBURG INVESTMENT INCOME BUILDER R6 AT .298678 PER SHARE EFFECTIVE 06/17/2021	9,392.27		
	SECURITY TOTAL	39,728.37	39,728.37	
	UNDISCOVERED MANAGERS BEHAVIORAL VALUE R6			
12/22/2020	DIVIDEND ON 14,847.421 SHS UNDISCOVERED MANAGERS BEHAVIORAL VALUE R6 AT .6366 PER SHARE EFFECTIVE 12/17/2020	9,451.87		
	SECURITY TOTAL	9,451.87	9,451.87	
	TOTAL MUTUAL FUND - DOMESTIC EQUITY	400,921.65	400,921.65	
	MUTUAL FUND - INTERNATIONAL EQUITY GOLDMAN SACHS TR II GQG PARTNRS R6			
12/18/2020	DIVIDEND ON 87,108.005 SHS GOLDMAN SACHS TR II GQG PARTNRS R6 AT .0344 PER SHARE EFFECTIVE 12/15/2020	2,996.52		
	SECURITY TOTAL	2,996.52	2,996.52	
	HARTFORD INTERNATIONAL VALUE - Y			
12/31/2020	DIVIDEND ON 51,555.743 SHS HARTFORD INTERNATIONAL VALUE - Y AT .295191 PER SHARE EFFECTIVE 12/28/2020	15,218.79		
	SECURITY TOTAL	15,218.79	15,218.79	
	AMERICAN FUNDS NEW PERSPECTIVE F2			
12/21/2020	DIVIDEND ON 25,656.059 SHS AMERICAN FUNDS NEW PERSPECTIVE F2 AT .1946 PER SHARE EFFECTIVE 12/17/2020	4,992.67		



Statement Period
Account Number

07/01/2020 through 06/30/2021
115150000750
BENEFIT TRUST COMPANY
AS TRUSTEE FOR
ORANGE UNIFIED SCHOOL DISTRICT
LONG TERM INVESTMENT FUND
PUBLIC ENTITY INVESTMENT TRUST

Schedule Of Income

DATE	DESCRIPTION	CASH RECEIVED	INCOME EARNED	MARKET / COST BASIS
12/21/2020	LONG TERM CAP GAINS DIVIDEND - PRE 5/6/2003 ON 25,656.059 SHS AMERICAN FUNDS NEW PERSPECTIVE F2 AT 2.424 PER SHARE EFFECTIVE 12/17/2020	62,190.29		
	SECURITY TOTAL	67,182.96	67,182.96	
	AMERICAN FUNDS NEW WORLD F2			
12/21/2020	DIVIDEND ON 8,701.565 SHS AMERICAN FUNDS NEW WORLD F2 AT .3078 PER SHARE EFFECTIVE 12/17/2020	2,678.34		
	SECURITY TOTAL	2,678.34	2,678.34	
	TOTAL MUTUAL FUND - INTERNATIONAL EQUITY	88,076.61	88,076.61	
	MUTUAL FUND - REAL ESTATE			
	COHEN AND STEERS REAL ESTATE SECURITIES - Z			
10/02/2020	DIVIDEND ON 111,163.27 SHS COHEN AND STEERS REAL ESTATE SECURITIES - Z AT .094 PER SHARE EFFECTIVE 09/29/2020	10,449.35		
12/14/2020	DIVIDEND ON 108,752.783 SHS COHEN AND STEERS REAL ESTATE SECURITIES - Z AT .209 PER SHARE EFFECTIVE 12/09/2020	22,729.33		
04/05/2021	DIVIDEND ON 108,678.369 SHS COHEN AND STEERS REAL ESTATE SECURITIES - Z AT .081 PER SHARE EFFECTIVE 03/30/2021	8,802.95		
07/02/2021	DIVIDEND ON 92,171.626 SHS COHEN AND STEERS REAL ESTATE SECURITIES - Z AT .082 PER SHARE EFFECTIVE 06/29/2021	7,558.07		
	SECURITY TOTAL	49,539.70	49,539.70	



TRUST EB FORMAT

Statement Period
Account Number

07/01/2020 through 06/30/2021
115150000750
BENEFIT TRUST COMPANY
AS TRUSTEE FOR
ORANGE UNIFIED SCHOOL DISTRICT
LONG TERM INVESTMENT FUND
PUBLIC ENTITY INVESTMENT TRUST

Schedule Of Income

DATE	DESCRIPTION	CASH RECEIVED	INCOME EARNED	MARKET / COST BASIS
	PRUDENTIAL FUNDS GLOBAL REAL ESTATE CL Q			
10/19/2020	DIVIDEND ON 26,878.939 SHS PRUDENTIAL FUNDS GLOBAL REAL ESTATE CL Q AT .09456 PER SHARE EFFECTIVE 10/15/2020	2,541.67		
12/21/2020	DIVIDEND ON 26,301.691 SHS PRUDENTIAL FUNDS GLOBAL REAL ESTATE CL Q AT .10035 PER SHARE EFFECTIVE 12/17/2020	2,639.37		
04/19/2021	DIVIDEND ON 25,445.635 SHS PRUDENTIAL FUNDS GLOBAL REAL ESTATE CL Q AT .04618 PER SHARE EFFECTIVE 04/15/2021	1,175.08		
	SECURITY TOTAL	6,356.12	6,356.12	
	TOTAL MUTUAL FUND - REAL ESTATE	55,895.82	55,895.82	
	TOTAL DIVIDENDS	5,396,529.81	5,396,529.81	
	TOTAL INCOME	5,396,529.81	5,396,529.81	



Statement Period
Account Number

07/01/2020 through 06/30/2021
115150000750
**BENEFIT TRUST COMPANY
AS TRUSTEE FOR
ORANGE UNIFIED SCHOOL DISTRICT
LONG TERM INVESTMENT FUND
PUBLIC ENTITY INVESTMENT TRUST**

Schedule Of Fees And Other Expenses

DATE	DESCRIPTION	CASH
ADMINISTRATIVE FEES AND EXPENSES		
07/14/2020	MONTHLY FEE TO KEENAN AND ASSOCIATES JUNE 2020	13,779.99
07/14/2020	MONTHLY FEE TO MORGAN STANLEY JUNE 2020	13,058.32
07/14/2020	MONTHLY FEE TO BENEFIT TRUST COMPANY JUNE 2020	10,446.66
08/13/2020	MONTHLY FEE TO BENEFIT TRUST COMPANY JULY 2020	10,639.03
08/13/2020	MONTHLY FEE TO KEENAN AND ASSOCIATES JULY 2020	13,972.36
08/13/2020	MONTHLY FEE TO MORGAN STANLEY JULY 2020	13,298.78
09/15/2020	MONTHLY FEE TO BENEFIT TRUST COMPANY AUGUST 2020	10,685.95
09/15/2020	MONTHLY FEE TO KEENAN AND ASSOCIATES AUGUST 2020	14,019.28
09/15/2020	MONTHLY FEE TO MORGAN STANLEY AUGUST 2020	13,357.43
10/09/2020	MONTHLY FEE TO BENEFIT TRUST COMPANY SEPTEMBER 2020	10,646.41
10/09/2020	MONTHLY FEE TO KEENAN AND ASSOCIATES SEPTEMBER 2020	13,979.75
10/09/2020	MONTHLY FEE TO MORGAN STANLEY SEPTEMBER 2020	13,308.02
11/02/2020	ADMINISTRATIVE EXPENSE PAID TO TOTAL COMPENSATION SYSTEMS INC	1,800.00
11/09/2020	MONTHLY FEE TO BENEFIT TRUST COMPANY OCTOBER 2020	10,583.55



Statement Period
Account Number

07/01/2020 through 06/30/2021
115150000750
**BENEFIT TRUST COMPANY
AS TRUSTEE FOR
ORANGE UNIFIED SCHOOL DISTRICT
LONG TERM INVESTMENT FUND
PUBLIC ENTITY INVESTMENT TRUST**

Schedule Of Fees And Other Expenses

DATE	DESCRIPTION	CASH
11/09/2020	MONTHLY FEE TO KEENAN AND ASSOCIATES OCTOBER 2020	13,916.88
11/09/2020	MONTHLY FEE TO MORGAN STANLEY OCTOBER 2020	13,229.44
12/08/2020	MONTHLY FEE TO BENEFIT TRUST COMPANY NOVEMBER 2020	11,007.81
12/08/2020	MONTHLY FEE TO KEENAN AND ASSOCIATES NOVEMBER 2020	14,341.15
12/08/2020	MONTHLY FEE TO MORGAN STANLEY NOVEMBER 2020	13,759.77
01/11/2021	MONTHLY FEE TO BENEFIT TRUST COMPANY DECEMBER 2020	11,063.20
01/11/2021	MONTHLY FEE TO KEENAN AND ASSOCIATES DECEMBER 2020	14,396.53
01/11/2021	MONTHLY FEE TO MORGAN STANLEY DECEMBER 2020	13,829.00
02/08/2021	MONTHLY FEE TO BENEFIT TRUST COMPANY JANUARY 2021	10,878.19
02/08/2021	MONTHLY FEE TO KEENAN AND ASSOCIATES JANUARY 2021	14,211.52
02/08/2021	MONTHLY FEE TO MORGAN STANLEY JANUARY 2021	13,597.73
03/08/2021	MONTHLY FEE TO BENEFIT TRUST COMPANY FEBRUARY 2021	10,790.81
03/08/2021	MONTHLY FEE TO KEENAN AND ASSOCIATES FEBRUARY 2021	14,124.14
03/08/2021	MONTHLY FEE TO MORGAN STANLEY FEBRUARY 2021	13,488.51
04/09/2021	MONTHLY FEE TO BENEFIT TRUST COMPANY MARCH 2021	10,667.23



TRUST EB FORMAT

Statement Period
Account Number

07/01/2020 through 06/30/2021
115150000750
BENEFIT TRUST COMPANY
AS TRUSTEE FOR
ORANGE UNIFIED SCHOOL DISTRICT
LONG TERM INVESTMENT FUND
PUBLIC ENTITY INVESTMENT TRUST

Schedule Of Fees And Other Expenses

DATE	DESCRIPTION	CASH
04/09/2021	MONTHLY FEE TO KEENAN AND ASSOCIATES MARCH 2021	14,000.56
04/09/2021	MONTHLY FEE TO MORGAN STANLEY MARCH 2021	13,334.04
05/10/2021	MONTHLY FEE TO BENEFIT TRUST COMPANY APRIL 2021	10,859.94
05/10/2021	MONTHLY FEE TO KEENAN AND ASSOCIATES APRIL 2021	14,193.28
05/10/2021	MONTHLY FEE TO MORGAN STANLEY APRIL 2021	13,574.93
06/09/2021	MONTHLY FEE TO BENEFIT TRUST COMPANY MAY 2021	10,804.09
06/09/2021	MONTHLY FEE TO KEENAN AND ASSOCIATES MAY 2021	14,137.42
06/09/2021	MONTHLY FEE TO MORGAN STANLEY MAY 2021	13,505.11
TOTAL ADMINISTRATIVE FEES AND EXPENSES		461,286.81
TOTAL FEES AND OTHER EXPENSES		461,286.81



Statement Period
Account Number

07/01/2020 through 06/30/2021
115150000750
**BENEFIT TRUST COMPANY
AS TRUSTEE FOR
ORANGE UNIFIED SCHOOL DISTRICT
LONG TERM INVESTMENT FUND
PUBLIC ENTITY INVESTMENT TRUST**

Schedule Of Other Disbursements And Reductions

DATE	DESCRIPTION	CASH
07/27/2020	NO DISBURSEMENT CODE ORANAGE UNIFIED SCHOOL DISTRICT	1,380,389.77
09/30/2020	NO DISBURSEMENT CODE ZION BANKCORP ANNUAL ADMIN FEE	1,950.00
10/27/2020	NO DISBURSEMENT CODE TOTAL COMPENSATION SYSTEMS INC	4,320.00
11/27/2020	DELIVERED .0001 SHS GUGGENHEIM INVESTMENTS MACRO OPPORTUNITIES INST. TRADE DATE 11/27/2020	
12/10/2020	NO DISBURSEMENT CODE ORANGE UNIFIED SCHOOL DISTRICT EFFECTIVE 12/09/2020	1,483,432.89
01/29/2021	NO DISBURSEMENT CODE ORANGE UNIFIED SCHOOL DISTRICT	1,413,046.92
02/16/2021	NO DISBURSEMENT CODE ORANGE UNIFIED SCHOOL DISTRICT EFFECTIVE 02/12/2021	1,750.00
05/06/2021	NO DISBURSEMENT CODE ORANGE USD	1,390,408.44
06/28/2021	NO DISBURSEMENT CODE ORANGE USD LT EFFECTIVE 06/25/2021	1,950.00
TOTAL OTHER DISBURSEMENTS AND REDUCTIONS		5,677,248.02

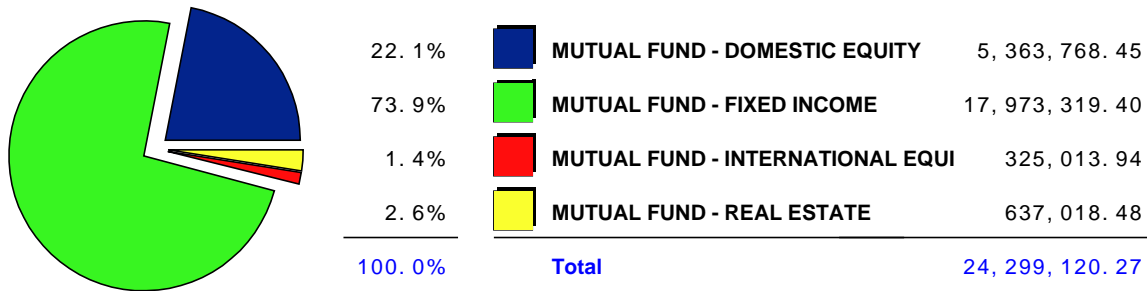


Statement Period
Account Number

07/01/2020 through 06/30/2021
115150000750
BENEFIT TRUST COMPANY
AS TRUSTEE FOR
ORANGE UNIFIED SCHOOL DISTRICT
LONG TERM INVESTMENT FUND
PUBLIC ENTITY INVESTMENT TRUST

Schedule Of Purchases

Purchase Allocation



Purchase Schedule

TRADE DATE	SETTLMT DATE	DESCRIPTION	UNITS	AVG COST
MUTUAL FUND - FIXED INCOME				
BLACKROCK TOTAL RETURN - K				
07/31/2020	08/03/2020	PURCHASED 3,723.773 SHS BLACKROCK TOTAL RETURN - K ON 07/31/2020 AT 12.62 FOR REINVESTMENT	3,723.773	46,994.02
08/31/2020	09/01/2020	PURCHASED 4,174.909 SHS BLACKROCK TOTAL RETURN - K ON 08/31/2020 AT 12.54 FOR REINVESTMENT	4,174.909	52,353.36
09/30/2020	10/01/2020	PURCHASED 3,607.836 SHS BLACKROCK TOTAL RETURN - K ON 09/30/2020 AT 12.53 FOR REINVESTMENT	3,607.836	45,206.18



Statement Period
Account Number

07/01/2020 through 06/30/2021
115150000750
BENEFIT TRUST COMPANY
AS TRUSTEE FOR
ORANGE UNIFIED SCHOOL DISTRICT
LONG TERM INVESTMENT FUND
PUBLIC ENTITY INVESTMENT TRUST

Schedule Of Purchases

TRADE DATE	SETTLMT DATE	DESCRIPTION	UNITS	AVG COST
10/30/2020	11/02/2020	PURCHASED 3,628.902 SHS BLACKROCK TOTAL RETURN - K ON 10/30/2020 AT 12.48 FOR REINVESTMENT	3,628.902	45,288.70
11/30/2020	12/01/2020	PURCHASED 3,475.424 SHS BLACKROCK TOTAL RETURN - K ON 11/30/2020 AT 12.65 FOR REINVESTMENT	3,475.424	43,964.11
12/22/2020	12/23/2020	PURCHASED 29,892.098 SHS BLACKROCK TOTAL RETURN - K ON 12/22/2020 AT 12.20 FOR REINVESTMENT	29,892.098	364,683.60
12/22/2020	12/23/2020	PURCHASED 36,817.659 SHS BLACKROCK TOTAL RETURN - K ON 12/22/2020 AT 12.20 FOR REINVESTMENT	36,817.659	449,175.44
12/31/2020	01/04/2021	PURCHASED 3,582.741 SHS BLACKROCK TOTAL RETURN - K ON 12/31/2020 AT 12.23 FOR REINVESTMENT	3,582.741	43,816.92
01/29/2021	02/01/2021	PURCHASED 3,507.929 SHS BLACKROCK TOTAL RETURN - K ON 01/29/2021 AT 12.14 FOR REINVESTMENT	3,507.929	42,586.26
02/26/2021	03/01/2021	PURCHASED 3,212.532 SHS BLACKROCK TOTAL RETURN - K ON 02/26/2021 AT 12.00 FOR REINVESTMENT	3,212.532	38,550.38
03/31/2021	04/01/2021	PURCHASED 3,463.365 SHS BLACKROCK TOTAL RETURN - K ON 03/31/2021 AT 11.83 FOR REINVESTMENT	3,463.365	40,971.61
04/22/2021	04/23/2021	PURCHASED 22,320.766 SHS BLACKROCK TOTAL RETURN - K ON 04/22/2021 AT 11.91	22,320.766	265,840.32



Statement Period
Account Number

07/01/2020 through 06/30/2021
115150000750
**BENEFIT TRUST COMPANY
AS TRUSTEE FOR
ORANGE UNIFIED SCHOOL DISTRICT
LONG TERM INVESTMENT FUND
PUBLIC ENTITY INVESTMENT TRUST**

Schedule Of Purchases

TRADE DATE	SETTLMT DATE	DESCRIPTION	UNITS	AVG COST
04/30/2021	05/03/2021	PURCHASED 3,066.392 SHS BLACKROCK TOTAL RETURN - K ON 04/30/2021 AT 11.90 FOR REINVESTMENT	3,066.392	36,490.07
05/28/2021	06/01/2021	PURCHASED 2,985.281 SHS BLACKROCK TOTAL RETURN - K ON 05/28/2021 AT 11.91 FOR REINVESTMENT	2,985.281	35,554.70
06/30/2021	07/01/2021	PURCHASED 3,132.213 SHS BLACKROCK TOTAL RETURN - K ON 06/30/2021 AT 12.01 FOR REINVESTMENT	3,132.213	37,617.88
TOTAL			130,591.82	1,589,093.55
GUGGENHEIM INVESTMENTS FDS TR MACRO OPPTY R6				
09/03/2020	09/04/2020	PURCHASED 411,674.498 SHS GUGGENHEIM INVESTMENTS FDS TR MACRO OPPTY R6 ON 09/03/2020 AT 26.35	411,674.498	10,847,623.01
09/30/2020	10/01/2020	PURCHASED 1,529.084 SHS GUGGENHEIM INVESTMENTS FDS TR MACRO OPPTY R6 ON 09/30/2020 AT 26.34 FOR REINVESTMENT	1,529.084	40,276.07
10/30/2020	11/02/2020	PURCHASED 1,944.322 SHS GUGGENHEIM INVESTMENTS FDS TR MACRO OPPTY R6 ON 10/30/2020 AT 26.32 FOR REINVESTMENT	1,944.322	51,174.55
11/30/2020	12/01/2020	PURCHASED 1,636.78 SHS GUGGENHEIM INVESTMENTS FDS TR MACRO OPPTY R6 ON 11/30/2020 AT 27.12 FOR REINVESTMENT	1,636.78	44,389.47
12/31/2020	01/04/2021	PURCHASED 1,897.26 SHS GUGGENHEIM INVESTMENTS FDS TR MACRO OPPTY R6 ON 12/31/2020 AT 27.49 FOR REINVESTMENT	1,897.26	52,155.69



Statement Period
Account Number

07/01/2020 through 06/30/2021
115150000750
**BENEFIT TRUST COMPANY
AS TRUSTEE FOR
ORANGE UNIFIED SCHOOL DISTRICT
LONG TERM INVESTMENT FUND
PUBLIC ENTITY INVESTMENT TRUST**

Schedule Of Purchases

TRADE DATE	SETTLMT DATE	DESCRIPTION	UNITS	AVG COST
01/29/2021	02/01/2021	PURCHASED 1,565.407 SHS GUGGENHEIM INVESTMENTS FDS TR MACRO OPPTY R6 ON 01/29/2021 AT 27.48 FOR REINVESTMENT	1,565.407	43,017.39
02/26/2021	03/01/2021	PURCHASED 1,608.156 SHS GUGGENHEIM INVESTMENTS FDS TR MACRO OPPTY R6 ON 02/26/2021 AT 27.47 FOR REINVESTMENT	1,608.156	44,176.04
03/31/2021	04/01/2021	PURCHASED 1,553.533 SHS GUGGENHEIM INVESTMENTS FDS TR MACRO OPPTY R6 ON 03/31/2021 AT 27.25 FOR REINVESTMENT	1,553.533	42,333.78
04/30/2021	05/03/2021	PURCHASED 1,403.765 SHS GUGGENHEIM INVESTMENTS FDS TR MACRO OPPTY R6 ON 04/30/2021 AT 27.34 FOR REINVESTMENT	1,403.765	38,378.93
05/28/2021	06/01/2021	PURCHASED 1,328.312 SHS GUGGENHEIM INVESTMENTS FDS TR MACRO OPPTY R6 ON 05/28/2021 AT 27.41 FOR REINVESTMENT	1,328.312	36,409.03
06/30/2021	07/01/2021	PURCHASED 1,271.634 SHS GUGGENHEIM INVESTMENTS FDS TR MACRO OPPTY R6 ON 06/30/2021 AT 27.38 FOR REINVESTMENT	1,271.634	34,817.33
TOTAL			427,412.751	11,274,751.29
GUGGENHEIM INVESTMENTS INVESTMENT GRADE BOND FUND				
07/31/2020	08/03/2020	PURCHASED 2,800.343 SHS GUGGENHEIM INVESTMENTS INVESTMENT GRADE BOND FUND ON 07/31/2020 AT 20.60 FOR REINVESTMENT	2,800.343	57,687.06
08/31/2020	09/01/2020	PURCHASED 2,459.024 SHS GUGGENHEIM INVESTMENTS INVESTMENT GRADE BOND FUND ON 08/31/2020 AT 20.51 FOR REINVESTMENT	2,459.024	50,434.58



Statement Period
Account Number

07/01/2020 through 06/30/2021
115150000750
BENEFIT TRUST COMPANY
AS TRUSTEE FOR
ORANGE UNIFIED SCHOOL DISTRICT
LONG TERM INVESTMENT FUND
PUBLIC ENTITY INVESTMENT TRUST

Schedule Of Purchases

TRADE DATE	SETTLMT DATE	DESCRIPTION	UNITS	AVG COST
09/30/2020	10/01/2020	PURCHASED 2,385.097 SHS GUGGENHEIM INVESTMENTS INVESTMENT GRADE BOND FUND ON 09/30/2020 AT 20.51 FOR REINVESTMENT	2,385.097	48,918.34
10/30/2020	11/02/2020	PURCHASED 2,638.89 SHS GUGGENHEIM INVESTMENTS INVESTMENT GRADE BOND FUND ON 10/30/2020 AT 20.36 FOR REINVESTMENT	2,638.89	53,727.80
11/30/2020	12/01/2020	PURCHASED 2,302.138 SHS GUGGENHEIM INVESTMENTS INVESTMENT GRADE BOND FUND ON 11/30/2020 AT 20.83 FOR REINVESTMENT	2,302.138	47,953.54
12/17/2020	12/18/2020	PURCHASED 5,648.319 SHS GUGGENHEIM INVESTMENTS INVESTMENT GRADE BOND FUND ON 12/17/2020 AT 20.40 FOR REINVESTMENT	5,648.319	115,225.71
12/17/2020	12/18/2020	PURCHASED 16,720.58 SHS GUGGENHEIM INVESTMENTS INVESTMENT GRADE BOND FUND ON 12/17/2020 AT 20.40 FOR REINVESTMENT	16,720.58	341,099.84
12/31/2020	01/04/2021	PURCHASED 2,776.41 SHS GUGGENHEIM INVESTMENTS INVESTMENT GRADE BOND FUND ON 12/31/2020 AT 20.50 FOR REINVESTMENT	2,776.41	56,916.41
01/29/2021	02/01/2021	PURCHASED 2,256.875 SHS GUGGENHEIM INVESTMENTS INVESTMENT GRADE BOND FUND ON 01/29/2021 AT 20.30 FOR REINVESTMENT	2,256.875	45,814.56
02/26/2021	03/01/2021	PURCHASED 2,596.575 SHS GUGGENHEIM INVESTMENTS INVESTMENT GRADE BOND FUND ON 02/26/2021 AT 19.94 FOR REINVESTMENT	2,596.575	51,775.71



Statement Period
Account Number

07/01/2020 through 06/30/2021
115150000750
**BENEFIT TRUST COMPANY
AS TRUSTEE FOR
ORANGE UNIFIED SCHOOL DISTRICT
LONG TERM INVESTMENT FUND
PUBLIC ENTITY INVESTMENT TRUST**

Schedule Of Purchases

TRADE DATE	SETTLMT DATE	DESCRIPTION	UNITS	AVG COST
03/31/2021	04/01/2021	PURCHASED 2,457.206 SHS GUGGENHEIM INVESTMENTS INVESTMENT GRADE BOND FUND ON 03/31/2021 AT 19.63 FOR REINVESTMENT	2,457.206	48,234.95
04/22/2021	04/23/2021	PURCHASED 11,873.669 SHS GUGGENHEIM INVESTMENTS INVESTMENT GRADE BOND FUND ON 04/22/2021 AT 19.88	11,873.669	236,048.54
04/30/2021	05/03/2021	PURCHASED 2,304.849 SHS GUGGENHEIM INVESTMENTS INVESTMENT GRADE BOND FUND ON 04/30/2021 AT 19.81 FOR REINVESTMENT	2,304.849	45,659.06
05/28/2021	06/01/2021	PURCHASED 2,047.191 SHS GUGGENHEIM INVESTMENTS INVESTMENT GRADE BOND FUND ON 05/28/2021 AT 19.90 FOR REINVESTMENT	2,047.191	40,739.10
06/30/2021	07/01/2021	PURCHASED 2,223.538 SHS GUGGENHEIM INVESTMENTS INVESTMENT GRADE BOND FUND ON 06/30/2021 AT 20.14 FOR REINVESTMENT	2,223.538	44,782.05
TOTAL			63,490.704	1,285,017.25
PRUDENTIAL GBL TOTL RTRN FD INC PGIM TTL R6				
07/31/2020	08/03/2020	PURCHASED 4,227.613 SHS PRUDENTIAL GBL TOTL RTRN FD INC PGIM TTL R6 ON 07/31/2020 AT 7.14 FOR REINVESTMENT	4,227.613	30,185.16
08/31/2020	09/01/2020	PURCHASED 4,398.887 SHS PRUDENTIAL GBL TOTL RTRN FD INC PGIM TTL R6 ON 08/31/2020 AT 7.14 FOR REINVESTMENT	4,398.887	31,408.05



Statement Period
Account Number

07/01/2020 through 06/30/2021
115150000750
**BENEFIT TRUST COMPANY
AS TRUSTEE FOR
ORANGE UNIFIED SCHOOL DISTRICT
LONG TERM INVESTMENT FUND
PUBLIC ENTITY INVESTMENT TRUST**

Schedule Of Purchases

TRADE DATE	SETTLMT DATE	DESCRIPTION	UNITS	AVG COST
09/03/2020	09/04/2020	PURCHASED 58,102.527 SHS PRUDENTIAL GBL TOTL RTRN FD INC PGIM TTL R6 ON 09/03/2020 AT 7.17	58,102.527	416,595.12
09/30/2020	10/01/2020	PURCHASED 4,436.931 SHS PRUDENTIAL GBL TOTL RTRN FD INC PGIM TTL R6 ON 09/30/2020 AT 7.08 FOR REINVESTMENT	4,436.931	31,413.47
10/30/2020	11/02/2020	PURCHASED 4,617.064 SHS PRUDENTIAL GBL TOTL RTRN FD INC PGIM TTL R6 ON 10/30/2020 AT 7.04 FOR REINVESTMENT	4,617.064	32,504.13
11/30/2020	12/01/2020	PURCHASED 3,999.713 SHS PRUDENTIAL GBL TOTL RTRN FD INC PGIM TTL R6 ON 11/30/2020 AT 7.25 FOR REINVESTMENT	3,999.713	28,997.92
12/23/2020	12/24/2020	PURCHASED 8,041.904 SHS PRUDENTIAL GBL TOTL RTRN FD INC PGIM TTL R6 ON 12/23/2020 AT 7.30 FOR REINVESTMENT	8,041.904	58,705.90
12/31/2020	01/04/2021	PURCHASED 3,988.687 SHS PRUDENTIAL GBL TOTL RTRN FD INC PGIM TTL R6 ON 12/31/2020 AT 7.34 FOR REINVESTMENT	3,988.687	29,276.96
01/29/2021	02/01/2021	PURCHASED 3,985.846 SHS PRUDENTIAL GBL TOTL RTRN FD INC PGIM TTL R6 ON 01/29/2021 AT 7.23 FOR REINVESTMENT	3,985.846	28,817.67
02/26/2021	03/01/2021	PURCHASED 3,625.859 SHS PRUDENTIAL GBL TOTL RTRN FD INC PGIM TTL R6 ON 02/26/2021 AT 6.97 FOR REINVESTMENT	3,625.859	25,272.24
03/31/2021	04/01/2021	PURCHASED 3,949.863 SHS PRUDENTIAL GBL TOTL RTRN FD INC PGIM TTL R6 ON 03/31/2021 AT 6.78 FOR REINVESTMENT	3,949.863	26,780.07



Statement Period
Account Number

07/01/2020 through 06/30/2021
115150000750
**BENEFIT TRUST COMPANY
AS TRUSTEE FOR
ORANGE UNIFIED SCHOOL DISTRICT
LONG TERM INVESTMENT FUND
PUBLIC ENTITY INVESTMENT TRUST**

Schedule Of Purchases

TRADE DATE	SETTLMT DATE	DESCRIPTION	UNITS	AVG COST
04/22/2021	04/23/2021	PURCHASED 46,293.752 SHS PRUDENTIAL GBL TOTL RTRN FD INC PGIM TTL R6 ON 04/22/2021 AT 6.93	46,293.752	320,815.70
04/30/2021	05/03/2021	PURCHASED 3,991.313 SHS PRUDENTIAL GBL TOTL RTRN FD INC PGIM TTL R6 ON 04/30/2021 AT 6.89 FOR REINVESTMENT	3,991.313	27,500.15
05/28/2021	06/01/2021	PURCHASED 4,156.573 SHS PRUDENTIAL GBL TOTL RTRN FD INC PGIM TTL R6 ON 05/28/2021 AT 6.95 FOR REINVESTMENT	4,156.573	28,888.18
06/30/2021	07/01/2021	PURCHASED 4,033.947 SHS PRUDENTIAL GBL TOTL RTRN FD INC PGIM TTL R6 ON 06/30/2021 AT 6.94 FOR REINVESTMENT	4,033.947	27,995.59
TOTAL			161,850.479	1,145,156.31
PRUDENTIAL FUNDS TOTAL RETURN BOND CL R6				
07/31/2020	08/03/2020	PURCHASED 4,095.103 SHS PRUDENTIAL FUNDS TOTAL RETURN BOND CL R6 ON 07/31/2020 AT 15.05 FOR REINVESTMENT	4,095.103	61,631.30
08/31/2020	09/01/2020	PURCHASED 4,155.455 SHS PRUDENTIAL FUNDS TOTAL RETURN BOND CL R6 ON 08/31/2020 AT 14.91 FOR REINVESTMENT	4,155.455	61,957.84
09/30/2020	10/01/2020	PURCHASED 3,602.213 SHS PRUDENTIAL FUNDS TOTAL RETURN BOND CL R6 ON 09/30/2020 AT 14.87 FOR REINVESTMENT	3,602.213	53,564.90
10/30/2020	11/02/2020	PURCHASED 3,753.874 SHS PRUDENTIAL FUNDS TOTAL RETURN BOND CL R6 ON 10/30/2020 AT 14.73 FOR REINVESTMENT	3,753.874	55,294.56



Statement Period
Account Number

07/01/2020 through 06/30/2021
115150000750
BENEFIT TRUST COMPANY
AS TRUSTEE FOR
ORANGE UNIFIED SCHOOL DISTRICT
LONG TERM INVESTMENT FUND
PUBLIC ENTITY INVESTMENT TRUST

Schedule Of Purchases

TRADE DATE	SETTLMT DATE	DESCRIPTION	UNITS	AVG COST
11/30/2020	12/01/2020	PURCHASED 3,541.289 SHS PRUDENTIAL FUNDS TOTAL RETURN BOND CL R6 ON 11/30/2020 AT 15.06 FOR REINVESTMENT	3,541.289	53,331.81
12/31/2020	01/04/2021	PURCHASED 3,630.537 SHS PRUDENTIAL FUNDS TOTAL RETURN BOND CL R6 ON 12/31/2020 AT 15.11 FOR REINVESTMENT	3,630.537	54,857.42
01/29/2021	02/01/2021	PURCHASED 3,479.642 SHS PRUDENTIAL FUNDS TOTAL RETURN BOND CL R6 ON 01/29/2021 AT 14.94 FOR REINVESTMENT	3,479.642	51,985.85
02/26/2021	03/01/2021	PURCHASED 3,206.953 SHS PRUDENTIAL FUNDS TOTAL RETURN BOND CL R6 ON 02/26/2021 AT 14.61 FOR REINVESTMENT	3,206.953	46,853.58
03/31/2021	04/01/2021	PURCHASED 3,454.779 SHS PRUDENTIAL FUNDS TOTAL RETURN BOND CL R6 ON 03/31/2021 AT 14.34 FOR REINVESTMENT	3,454.779	49,541.53
04/22/2021	04/23/2021	PURCHASED 38,015.03 SHS PRUDENTIAL FUNDS TOTAL RETURN BOND CL R6 ON 04/22/2021 AT 14.52	38,015.03	551,978.23
04/30/2021	05/03/2021	PURCHASED 3,268.859 SHS PRUDENTIAL FUNDS TOTAL RETURN BOND CL R6 ON 04/30/2021 AT 14.47 FOR REINVESTMENT	3,268.859	47,300.39
05/28/2021	06/01/2021	PURCHASED 3,539.669 SHS PRUDENTIAL FUNDS TOTAL RETURN BOND CL R6 ON 05/28/2021 AT 14.54 FOR REINVESTMENT	3,539.669	51,466.79
06/30/2021	07/01/2021	PURCHASED 3,285.944 SHS PRUDENTIAL FUNDS TOTAL RETURN BOND CL R6 ON 06/30/2021 AT 14.69 FOR REINVESTMENT	3,285.944	48,270.52



Statement Period
Account Number

07/01/2020 through 06/30/2021
115150000750
BENEFIT TRUST COMPANY
AS TRUSTEE FOR
ORANGE UNIFIED SCHOOL DISTRICT
LONG TERM INVESTMENT FUND
PUBLIC ENTITY INVESTMENT TRUST

Schedule Of Purchases

TRADE DATE	SETTLMT DATE	DESCRIPTION	UNITS	AVG COST
TOTAL			81,029.347	1,188,034.72
WESTERN ASSET CORE PLUS BOND IS				
07/31/2020	08/03/2020	PURCHASED 4,479.11 SHS WESTERN ASSET CORE PLUS BOND IS ON 07/31/2020 AT 12.58 FOR REINVESTMENT	4,479.11	56,347.20
08/31/2020	09/01/2020	PURCHASED 4,141.434 SHS WESTERN ASSET CORE PLUS BOND IS ON 08/31/2020 AT 12.53 FOR REINVESTMENT	4,141.434	51,892.17
09/30/2020	10/01/2020	PURCHASED 3,819.479 SHS WESTERN ASSET CORE PLUS BOND IS ON 09/30/2020 AT 12.43 FOR REINVESTMENT	3,819.479	47,476.13
10/30/2020	11/02/2020	PURCHASED 3,922.207 SHS WESTERN ASSET CORE PLUS BOND IS ON 10/30/2020 AT 12.34 FOR REINVESTMENT	3,922.207	48,400.04
11/30/2020	12/01/2020	PURCHASED 3,452.382 SHS WESTERN ASSET CORE PLUS BOND IS ON 11/30/2020 AT 12.66 FOR REINVESTMENT	3,452.382	43,707.16
12/15/2020	12/16/2020	PURCHASED 2,125.425 SHS WESTERN ASSET CORE PLUS BOND IS ON 12/15/2020 AT 12.49 FOR REINVESTMENT	2,125.425	26,546.56
12/15/2020	12/16/2020	PURCHASED 22,518.688 SHS WESTERN ASSET CORE PLUS BOND IS ON 12/15/2020 AT 12.49 FOR REINVESTMENT	22,518.688	281,258.41
12/31/2020	01/04/2021	PURCHASED 4,081.158 SHS WESTERN ASSET CORE PLUS BOND IS ON 12/31/2020 AT 12.56 FOR REINVESTMENT	4,081.158	51,259.34



Statement Period
Account Number

07/01/2020 through 06/30/2021
115150000750
BENEFIT TRUST COMPANY
AS TRUSTEE FOR
ORANGE UNIFIED SCHOOL DISTRICT
LONG TERM INVESTMENT FUND
PUBLIC ENTITY INVESTMENT TRUST

Schedule Of Purchases

TRADE DATE	SETTLMT DATE	DESCRIPTION	UNITS	AVG COST
01/29/2021	02/01/2021	PURCHASED 3,138.787 SHS WESTERN ASSET CORE PLUS BOND IS ON 01/29/2021 AT 12.38 FOR REINVESTMENT	3,138.787	38,858.18
02/26/2021	03/01/2021	PURCHASED 3,375.413 SHS WESTERN ASSET CORE PLUS BOND IS ON 02/26/2021 AT 12.12 FOR REINVESTMENT	3,375.413	40,910.01
03/31/2021	04/01/2021	PURCHASED 3,842.578 SHS WESTERN ASSET CORE PLUS BOND IS ON 03/31/2021 AT 11.91 FOR REINVESTMENT	3,842.578	45,765.10
04/22/2021	04/23/2021	PURCHASED 39,965.459 SHS WESTERN ASSET CORE PLUS BOND IS ON 04/22/2021 AT 12.08	39,965.459	482,782.75
04/30/2021	05/03/2021	PURCHASED 3,984.807 SHS WESTERN ASSET CORE PLUS BOND IS ON 04/30/2021 AT 12.05 FOR REINVESTMENT	3,984.807	48,016.93
05/28/2021	06/01/2021	PURCHASED 3,624.628 SHS WESTERN ASSET CORE PLUS BOND IS ON 05/28/2021 AT 12.11 FOR REINVESTMENT	3,624.628	43,894.25
06/17/2021	06/18/2021	PURCHASED 5,911.11 SHS WESTERN ASSET CORE PLUS BOND IS ON 06/17/2021 AT 12.08 FOR REINVESTMENT	5,911.11	71,406.21
06/17/2021	06/18/2021	PURCHASED 5,706.204 SHS WESTERN ASSET CORE PLUS BOND IS ON 06/17/2021 AT 12.08 FOR REINVESTMENT	5,706.204	68,930.94
06/30/2021	07/01/2021	PURCHASED 3,618.076 SHS WESTERN ASSET CORE PLUS BOND IS ON 06/30/2021 AT 12.11 FOR REINVESTMENT	3,618.076	43,814.90
TOTAL			121,706.945	1,491,266.28

Statement Period
Account Number

07/01/2020 through 06/30/2021
115150000750
BENEFIT TRUST COMPANY
AS TRUSTEE FOR
ORANGE UNIFIED SCHOOL DISTRICT
LONG TERM INVESTMENT FUND
PUBLIC ENTITY INVESTMENT TRUST

Schedule Of Purchases

TRADE DATE	SETTLMT DATE	DESCRIPTION	UNITS	AVG COST
TOTAL MUTUAL FUND - FIXED INCOME			986,082.046	17,973,319.40
MUTUAL FUND - DOMESTIC EQUITY				
ALGER FUNDS MID CAP FOCUS - Z				
09/03/2020	09/04/2020	PURCHASED 56,108.395 SHS ALGER FUNDS MID CAP FOCUS - Z ON 09/03/2020 AT 14.50	56,108.395	813,571.73
12/16/2020	12/17/2020	PURCHASED 244.888 SHS ALGER FUNDS MID CAP FOCUS - Z ON 12/16/2020 AT 18.42 FOR REINVESTMENT	244.888	4,510.83
12/16/2020	12/17/2020	PURCHASED 400.68 SHS ALGER FUNDS MID CAP FOCUS - Z ON 12/16/2020 AT 18.42 FOR REINVESTMENT	400.68	7,380.53
04/22/2021	04/23/2021	PURCHASED 94.449 SHS ALGER FUNDS MID CAP FOCUS - Z ON 04/22/2021 AT 19.92	94.449	1,881.42
TOTAL			56,848.412	827,344.51
ALGER FUNDS SMALL CAP FOCUS Z				
09/16/2020	09/17/2020	PURCHASED .763 SHS ALGER FUNDS SMALL CAP FOCUS Z ON 09/16/2020 AT 26.13	.763	19.94
04/22/2021	04/23/2021	PURCHASED 2,083.678 SHS ALGER FUNDS SMALL CAP FOCUS Z ON 04/22/2021 AT 33.05	2,083.678	68,865.57
TOTAL			2,084.441	68,885.51
ALGER FUNDS FOCUS EQUITY FUND CL Y				
09/03/2020	09/04/2020	PURCHASED 16,710.673 SHS ALGER FUNDS FOCUS EQUITY FUND CL Y ON 09/03/2020 AT 54.79	16,710.673	915,577.79



Statement Period
Account Number

07/01/2020 through 06/30/2021
115150000750
BENEFIT TRUST COMPANY
AS TRUSTEE FOR
ORANGE UNIFIED SCHOOL DISTRICT
LONG TERM INVESTMENT FUND
PUBLIC ENTITY INVESTMENT TRUST

Schedule Of Purchases

TRADE DATE	SETTLMT DATE	DESCRIPTION	UNITS	AVG COST
12/16/2020	12/17/2020	PURCHASED 14.569 SHS ALGER FUNDS FOCUS EQUITY FUND CL Y ON 12/16/2020 AT 55.01 FOR REINVESTMENT	14.569	801.45
12/16/2020	12/17/2020	PURCHASED 694.224 SHS ALGER FUNDS FOCUS EQUITY FUND CL Y ON 12/16/2020 AT 55.01 FOR REINVESTMENT	694.224	38,189.26
12/16/2020	12/17/2020	PURCHASED 2,048.677 SHS ALGER FUNDS FOCUS EQUITY FUND CL Y ON 12/16/2020 AT 55.01 FOR REINVESTMENT	2,048.677	112,697.73
TOTAL			19,468.143	1,067,266.23
COLUMBIA CONTRARIAN CORE				
12/09/2020	12/11/2020	PURCHASED 578.746 SHS COLUMBIA CONTRARIAN CORE ON 12/09/2020 AT 30.34 FOR REINVESTMENT	578.746	17,559.15
12/09/2020	12/11/2020	PURCHASED 4,493.835 SHS COLUMBIA CONTRARIAN CORE ON 12/09/2020 AT 30.34 FOR REINVESTMENT	4,493.835	136,342.96
TOTAL			5,072.581	153,902.11
OAKMARK INTERNATIONAL INST.				
12/10/2020	12/14/2020	PURCHASED 158.802 SHS OAKMARK INTERNATIONAL INST. ON 12/10/2020 AT 25.44 FOR REINVESTMENT	158.802	4,039.93
TOTAL			158.802	4,039.93
JOHN HANCOCK INTERNATIONAL GROWTH R6				
09/03/2020	09/04/2020	PURCHASED 4,836.593 SHS JOHN HANCOCK INTERNATIONAL GROWTH R6 ON 09/03/2020 AT 32.73	4,836.593	158,301.68



Statement Period
Account Number

07/01/2020 through 06/30/2021
115150000750
BENEFIT TRUST COMPANY
AS TRUSTEE FOR
ORANGE UNIFIED SCHOOL DISTRICT
LONG TERM INVESTMENT FUND
PUBLIC ENTITY INVESTMENT TRUST

Schedule Of Purchases

TRADE DATE	SETTLMT DATE	DESCRIPTION	UNITS	AVG COST
12/18/2020	12/22/2020	PURCHASED 132.728 SHS JOHN HANCOCK INTERNATIONAL GROWTH R6 ON 12/18/2020 AT 36.16 FOR REINVESTMENT	132.728	4,799.46
TOTAL			4,969.321	163,101.14
CLEARBRIDGE SELECT - IS				
09/03/2020	09/04/2020	PURCHASED 34,133.489 SHS CLEARBRIDGE SELECT - IS ON 09/03/2020 AT 40.86	34,133.489	1,394,694.38
TOTAL			34,133.489	1,394,694.38
PRUDENTIAL JENNISON GLOBAL OPPS Q				
09/03/2020	09/04/2020	PURCHASED 38,066.549 SHS PRUDENTIAL JENNISON GLOBAL OPPS Q ON 09/03/2020 AT 40.37	38,066.549	1,536,746.60
12/11/2020	12/14/2020	PURCHASED 4.147 SHS PRUDENTIAL JENNISON GLOBAL OPPS Q ON 12/11/2020 AT 44.98 FOR REINVESTMENT	4.147	186.51
12/11/2020	12/14/2020	PURCHASED 560.996 SHS PRUDENTIAL JENNISON GLOBAL OPPS Q ON 12/11/2020 AT 44.98 FOR REINVESTMENT	560.996	25,233.60
04/22/2021	04/23/2021	PURCHASED 50.745 SHS PRUDENTIAL JENNISON GLOBAL OPPS Q ON 04/22/2021 AT 46.41	50.745	2,355.06
TOTAL			38,682.437	1,564,521.77
THORNBURG INVESTMENT INCOME BUILDER R6				
09/17/2020	09/21/2020	PURCHASED 561.491 SHS THORNBURG INVESTMENT INCOME BUILDER R6 ON 09/17/2020 AT 19.50 FOR REINVESTMENT	561.491	10,949.08



Statement Period
Account Number

07/01/2020 through 06/30/2021
115150000750
BENEFIT TRUST COMPANY
AS TRUSTEE FOR
ORANGE UNIFIED SCHOOL DISTRICT
LONG TERM INVESTMENT FUND
PUBLIC ENTITY INVESTMENT TRUST

Schedule Of Purchases

TRADE DATE	SETTLMT DATE	DESCRIPTION	UNITS	AVG COST
12/28/2020	12/30/2020	PURCHASED 523.994 SHS THORNBURG INVESTMENT INCOME BUILDER R6 ON 12/28/2020 AT 21.43 FOR REINVESTMENT	523.994	11,229.19
03/18/2021	03/22/2021	PURCHASED 352.695 SHS THORNBURG INVESTMENT INCOME BUILDER R6 ON 03/18/2021 AT 23.13 FOR REINVESTMENT	352.695	8,157.83
06/17/2021	06/21/2021	PURCHASED 396.298 SHS THORNBURG INVESTMENT INCOME BUILDER R6 ON 06/17/2021 AT 23.70 FOR REINVESTMENT	396.298	9,392.27
TOTAL			1,834.478	39,728.37
UNDISCOVERED MANAGERS BEHAVIORAL VALUE R6				
09/03/2020	09/04/2020	PURCHASED 1,477.527 SHS UNDISCOVERED MANAGERS BEHAVIORAL VALUE R6 ON 09/03/2020 AT 47.94	1,477.527	70,832.63
12/18/2020	12/22/2020	PURCHASED 149.46 SHS UNDISCOVERED MANAGERS BEHAVIORAL VALUE R6 ON 12/18/2020 AT 63.24 FOR REINVESTMENT	149.46	9,451.87
TOTAL			1,626.987	80,284.50
TOTAL MUTUAL FUND - DOMESTIC EQUITY			164,879.091	5,363,768.45
MUTUAL FUND - INTERNATIONAL EQUITY				
GOLDMAN SACHS TR II GQG PARTNRS R6				
09/03/2020	09/04/2020	PURCHASED 8,441.818 SHS GOLDMAN SACHS TR II GQG PARTNRS R6 ON 09/03/2020 AT 17.10	8,441.818	144,355.08
12/16/2020	12/18/2020	PURCHASED 168.344 SHS GOLDMAN SACHS TR II GQG PARTNRS R6 ON 12/16/2020 AT 17.80 FOR REINVESTMENT	168.344	2,996.52



Statement Period
Account Number

07/01/2020 through 06/30/2021
115150000750
**BENEFIT TRUST COMPANY
AS TRUSTEE FOR
ORANGE UNIFIED SCHOOL DISTRICT
LONG TERM INVESTMENT FUND
PUBLIC ENTITY INVESTMENT TRUST**

Schedule Of Purchases

TRADE DATE	SETTLMT DATE	DESCRIPTION	UNITS	AVG COST
TOTAL			8,610.162	147,351.60
HARTFORD INTERNATIONAL VALUE - Y				
12/29/2020	12/31/2020	PURCHASED 1,070.992 SHS HARTFORD INTERNATIONAL VALUE - Y ON 12/29/2020 AT 14.21 FOR REINVESTMENT	1,070.992	15,218.79
TOTAL			1,070.992	15,218.79
AMERICAN FUNDS NEW PERSPECTIVE F2				
09/03/2020	09/04/2020	PURCHASED 1,703.132 SHS AMERICAN FUNDS NEW PERSPECTIVE F2 ON 09/03/2020 AT 54.36	1,703.132	92,582.25
12/17/2020	12/21/2020	PURCHASED 84.009 SHS AMERICAN FUNDS NEW PERSPECTIVE F2 ON 12/17/2020 AT 59.43 FOR REINVESTMENT	84.009	4,992.67
12/17/2020	12/21/2020	PURCHASED 1,046.446 SHS AMERICAN FUNDS NEW PERSPECTIVE F2 ON 12/17/2020 AT 59.43 FOR REINVESTMENT	1,046.446	62,190.29
TOTAL			2,833.587	159,765.21
AMERICAN FUNDS NEW WORLD F2				
12/17/2020	12/21/2020	PURCHASED 30.888 SHS AMERICAN FUNDS NEW WORLD F2 ON 12/17/2020 AT 86.71 FOR REINVESTMENT	30.888	2,678.34
TOTAL			30.888	2,678.34
TOTAL MUTUAL FUND - INTERNATIONAL EQUITY			12,545.629	325,013.94



Statement Period
Account Number

07/01/2020 through 06/30/2021
115150000750
**BENEFIT TRUST COMPANY
AS TRUSTEE FOR
ORANGE UNIFIED SCHOOL DISTRICT
LONG TERM INVESTMENT FUND
PUBLIC ENTITY INVESTMENT TRUST**

Schedule Of Purchases

TRADE DATE	SETTLMT DATE	DESCRIPTION	UNITS	AVG COST
MUTUAL FUND - REAL ESTATE				
		COHEN AND STEERS REAL ESTATE SECURITIES - Z		
09/30/2020	10/02/2020	PURCHASED 699.421 SHS COHEN AND STEERS REAL ESTATE SECURITIES - Z ON 09/30/2020 AT 14.94 FOR REINVESTMENT	699.421	10,449.35
12/10/2020	12/14/2020	PURCHASED 1,435.839 SHS COHEN AND STEERS REAL ESTATE SECURITIES - Z ON 12/10/2020 AT 15.83 FOR REINVESTMENT	1,435.839	22,729.33
03/31/2021	04/05/2021	PURCHASED 502.451 SHS COHEN AND STEERS REAL ESTATE SECURITIES - Z ON 03/31/2021 AT 17.52 FOR REINVESTMENT	502.451	8,802.95
06/30/2021	07/02/2021	PURCHASED 386.207 SHS COHEN AND STEERS REAL ESTATE SECURITIES - Z ON 06/30/2021 AT 19.57 FOR REINVESTMENT	386.207	7,558.07
		TOTAL	3,023.918	49,539.70
		PRUDENTIAL FUNDS GLOBAL REAL ESTATE CL Q		
09/03/2020	09/04/2020	PURCHASED 26,878.939 SHS PRUDENTIAL FUNDS GLOBAL REAL ESTATE CL Q ON 09/03/2020 AT 21.62	26,878.939	581,122.66
10/16/2020	10/19/2020	PURCHASED 120.917 SHS PRUDENTIAL FUNDS GLOBAL REAL ESTATE CL Q ON 10/16/2020 AT 21.02 FOR REINVESTMENT	120.917	2,541.67
12/18/2020	12/21/2020	PURCHASED 118.73 SHS PRUDENTIAL FUNDS GLOBAL REAL ESTATE CL Q ON 12/18/2020 AT 22.23 FOR REINVESTMENT	118.73	2,639.37



TRUST EB FORMAT

Statement Period
Account Number

07/01/2020 through 06/30/2021
115150000750
BENEFIT TRUST COMPANY
AS TRUSTEE FOR
ORANGE UNIFIED SCHOOL DISTRICT
LONG TERM INVESTMENT FUND
PUBLIC ENTITY INVESTMENT TRUST

Schedule Of Purchases

TRADE DATE	SETTLMT DATE	DESCRIPTION	UNITS	AVG COST
04/16/2021	04/19/2021	PURCHASED 47.097 SHS PRUDENTIAL FUNDS GLOBAL REAL ESTATE CL Q ON 04/16/2021 AT 24.95 FOR REINVESTMENT	47.097	1,175.08
TOTAL			27,165.683	587,478.78
TOTAL MUTUAL FUND - REAL ESTATE			30,189.601	637,018.48
TOTAL PURCHASES			1,193,696.367	24,299,120.27

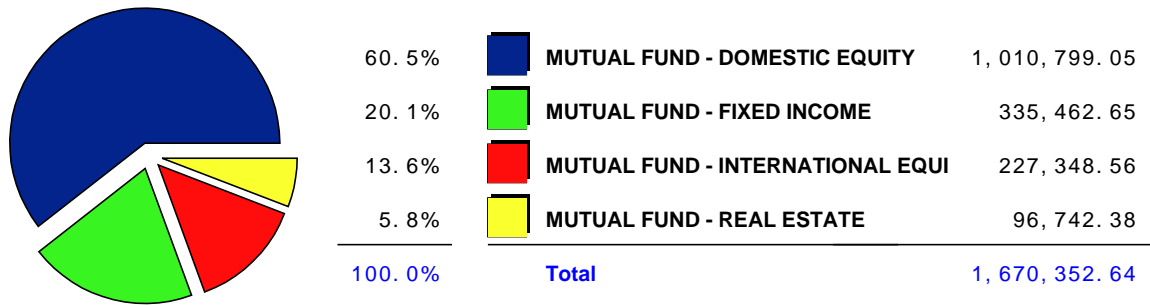


Statement Period
Account Number

07/01/2020 through 06/30/2021
115150000750
BENEFIT TRUST COMPANY
AS TRUSTEE FOR
ORANGE UNIFIED SCHOOL DISTRICT
LONG TERM INVESTMENT FUND
PUBLIC ENTITY INVESTMENT TRUST

Schedule Of Sales

Realized Gains & Losses Allocation



Realized Gains & Losses Schedule

TRADE DATE	SETTLMT DATE	DESCRIPTION	PROCEEDS	MKT / COST BASIS	MKT / COST GAIN / LOSS
MUTUAL FUND - FIXED INCOME					
BLACKROCK TOTAL RETURN - K					
07/24/2020	07/27/2020	SOLD 17,748.077 SHS BLACKROCK TOTAL RETURN - K ON 07/24/2020 AT 12.58	223,270.81	219,898.67 210,266.59	3,372.14 13,004.22
09/03/2020	09/04/2020	SOLD 253,195.195 SHS BLACKROCK TOTAL RETURN - K ON 09/03/2020 AT 12.61	3,192,791.41	3,137,278.38 3,000,415.55	55,513.03 192,375.86
09/14/2020	09/15/2020	SOLD 365.208 SHS BLACKROCK TOTAL RETURN - K ON 09/14/2020 AT 12.58	4,594.32	4,525.20 4,327.79	69.12 266.53



Statement Period
Account Number

07/01/2020 through 06/30/2021
115150000750
BENEFIT TRUST COMPANY
AS TRUSTEE FOR
ORANGE UNIFIED SCHOOL DISTRICT
LONG TERM INVESTMENT FUND
PUBLIC ENTITY INVESTMENT TRUST

Schedule Of Sales

TRADE DATE	SETTLMT DATE	DESCRIPTION	PROCEEDS	MKT / COST BASIS	MKT / COST GAIN / LOSS
09/29/2020	09/30/2020	SOLD 155.502 SHS BLACKROCK TOTAL RETURN - K ON 09/29/2020 AT 12.54	1,950.00	1,926.79 1,842.73	23.21 107.27
05/05/2021	05/06/2021	SOLD 23,229.923 SHS BLACKROCK TOTAL RETURN - K ON 05/05/2021 AT 11.92	276,900.68	287,484.05 275,722.97	10,583.37- 1,177.71
TOTAL 294,693.905 SHS			3,699,507.22	3,651,113.09 3,492,575.63	48,394.13 206,931.59
GUGGENHEIM INVESTMENTS FDS TR MACRO OPPTY R6					
09/14/2020	09/15/2020	SOLD 1,266.301 SHS GUGGENHEIM INVESTMENTS FDS TR MACRO OPPTY R6 ON 09/14/2020 AT 26.43	33,468.34	33,367.03 33,367.03	101.31 101.31
10/08/2020	10/09/2020	SOLD 167.188 SHS GUGGENHEIM INVESTMENTS FDS TR MACRO OPPTY R6 ON 10/08/2020 AT 26.52	4,433.82	4,405.40 4,405.40	28.42 28.42
10/30/2020	11/02/2020	SOLD 68.389 SHS GUGGENHEIM INVESTMENTS FDS TR MACRO OPPTY R6 ON 10/30/2020 AT 26.32	1,800.00	1,802.05 1,802.05	2.05- 2.05-
12/08/2020	12/09/2020	SOLD 519.27 SHS GUGGENHEIM INVESTMENTS FDS TR MACRO OPPTY R6 ON 12/08/2020 AT 27.28	14,165.69	13,684.25 13,684.25	481.44 481.44
01/28/2021	01/29/2021	SOLD 15,422.804 SHS GUGGENHEIM INVESTMENTS FDS TR MACRO OPPTY R6 ON 01/28/2021 AT 27.51	424,281.34	406,514.82 406,514.82	17,766.52 17,766.52
04/22/2021	04/23/2021	SOLD 6,701.87 SHS GUGGENHEIM INVESTMENTS FDS TR MACRO OPPTY R6 ON 04/22/2021 AT 27.36	183,363.17	176,729.52 176,729.52	6,633.65 6,633.65
05/05/2021	05/06/2021	SOLD 4,882.763 SHS GUGGENHEIM INVESTMENTS FDS TR MACRO OPPTY R6 ON 05/05/2021 AT 27.33	133,445.91	128,775.93 128,775.93	4,669.98 4,669.98



Statement Period
Account Number

07/01/2020 through 06/30/2021
115150000750
BENEFIT TRUST COMPANY
AS TRUSTEE FOR
ORANGE UNIFIED SCHOOL DISTRICT
LONG TERM INVESTMENT FUND
PUBLIC ENTITY INVESTMENT TRUST

Schedule Of Sales

TRADE DATE	SETT LMT DATE	DESCRIPTION	PROCEEDS	MKT / COST BASIS	MKT / COST GAIN / LOSS
TOTAL 29,028.585 SHS			794,958.27	765,279.00 765,279.00	29,679.27 29,679.27
GUGGENHEIM INVESTMENTS INVESTMENT GRADE BOND FUND					
07/13/2020	07/14/2020	SOLD 1,838.509 SHS GUGGENHEIM INVESTMENTS INVESTMENT GRADE BOND FUND ON 07/13/2020 AT 20.28	37,284.97	36,972.42 34,116.48	312.55 3,168.49
07/24/2020	07/27/2020	SOLD 51,681.85 SHS GUGGENHEIM INVESTMENTS INVESTMENT GRADE BOND FUND ON 07/24/2020 AT 20.53	1,061,028.39	1,039,322.00 959,039.62	21,706.39 101,988.77
08/12/2020	08/13/2020	SOLD 83.314 SHS GUGGENHEIM INVESTMENTS INVESTMENT GRADE BOND FUND ON 08/12/2020 AT 20.54	1,711.27	1,675.54 1,546.42	35.73 164.85
09/03/2020	09/04/2020	SOLD 160,213.278 SHS GUGGENHEIM INVESTMENTS INVESTMENT GRADE BOND FUND ON 09/03/2020 AT 20.65	3,308,404.19	3,222,200.41 2,974,405.67	86,203.78 333,998.52
01/28/2021	01/29/2021	SOLD 2,965.227 SHS GUGGENHEIM INVESTMENTS INVESTMENT GRADE BOND FUND ON 01/28/2021 AT 20.34	60,312.71	59,665.95 55,217.12	646.76 5,095.59
05/05/2021	05/06/2021	SOLD 13,476.293 SHS GUGGENHEIM INVESTMENTS INVESTMENT GRADE BOND FUND ON 05/05/2021 AT 19.87	267,773.95	271,108.89 251,283.91	3,334.94- 16,490.04
TOTAL 230,258.471 SHS			4,736,515.48	4,630,945.21 4,275,609.22	105,570.27 460,906.26
PRUDENTIAL GBL TOTL RTRN FD INC PGIM TTL R6					
01/28/2021	01/29/2021	SOLD 20,991.883 SHS PRUDENTIAL GBL TOTL RTRN FD INC PGIM TTL R6 ON 01/28/2021 AT 7.25	152,191.15	144,402.98 148,004.27	7,788.17 4,186.88



Statement Period
Account Number

07/01/2020 through 06/30/2021
115150000750
BENEFIT TRUST COMPANY
AS TRUSTEE FOR
ORANGE UNIFIED SCHOOL DISTRICT
LONG TERM INVESTMENT FUND
PUBLIC ENTITY INVESTMENT TRUST

Schedule Of Sales

TRADE DATE	SETTLMT DATE	DESCRIPTION	PROCEEDS	MKT / COST BASIS	MKT / COST GAIN / LOSS
05/05/2021	05/06/2021	SOLD 13,239.375 SHS PRUDENTIAL GBL TOTL RTRN FD INC PGIM TTL R6 ON 05/05/2021 AT 6.90	91,351.69	91,104.90 93,287.33	246.79 1,935.64-
05/07/2021	05/10/2021	SOLD 1,351.186 SHS PRUDENTIAL GBL TOTL RTRN FD INC PGIM TTL R6 ON 05/07/2021 AT 6.95	9,390.74	9,298.00 9,520.73	92.74 129.99-
TOTAL 35,582.444 SHS			252,933.58	244,805.88 250,812.33	8,127.70 2,121.25
PRUDENTIAL FUNDS TOTAL RETURN BOND CL R6					
09/03/2020	09/04/2020	SOLD 204,488.381 SHS PRUDENTIAL FUNDS TOTAL RETURN BOND CL R6 ON 09/03/2020 AT 15.03	3,073,460.36	3,010,334.45 2,957,081.41	63,125.91 116,378.95
05/05/2021	05/06/2021	SOLD 18,530.343 SHS PRUDENTIAL FUNDS TOTAL RETURN BOND CL R6 ON 05/05/2021 AT 14.51	268,875.28	272,714.55 268,099.56	3,839.27- 775.72
05/07/2021	05/10/2021	SOLD 70.217 SHS PRUDENTIAL FUNDS TOTAL RETURN BOND CL R6 ON 05/07/2021 AT 14.53	1,020.26	1,033.40 1,015.91	13.14- 4.35
TOTAL 223,088.941 SHS			3,343,355.90	3,284,082.40 3,226,196.88	59,273.50 117,159.02
WESTERN ASSET CORE PLUS BOND IS					
07/24/2020	07/27/2020	SOLD 7,656.619 SHS WESTERN ASSET CORE PLUS BOND IS ON 07/24/2020 AT 12.55	96,090.57	94,023.28 91,107.64	2,067.29 4,982.93
08/12/2020	08/13/2020	SOLD 2,882.078 SHS WESTERN ASSET CORE PLUS BOND IS ON 08/12/2020 AT 12.56	36,198.90	35,393.87 34,298.86	805.03 1,900.04
09/03/2020	09/04/2020	SOLD 262,041.067 SHS WESTERN ASSET CORE PLUS BOND IS ON 09/03/2020 AT 12.61	3,304,337.85	3,218,178.50 3,118,826.71	86,159.35 185,511.14



Statement Period
Account Number

07/01/2020 through 06/30/2021
115150000750
BENEFIT TRUST COMPANY
AS TRUSTEE FOR
ORANGE UNIFIED SCHOOL DISTRICT
LONG TERM INVESTMENT FUND
PUBLIC ENTITY INVESTMENT TRUST

Schedule Of Sales

TRADE DATE	SETTLMT DATE	DESCRIPTION	PROCEEDS	MKT / COST BASIS	MKT / COST GAIN / LOSS
05/05/2021	05/06/2021	SOLD 22,327.055 SHS WESTERN ASSET CORE PLUS BOND IS ON 05/05/2021 AT 12.09	269,934.09	274,175.54 266,149.88	4,241.45- 3,784.21
05/07/2021	05/10/2021	SOLD 2,328.148 SHS WESTERN ASSET CORE PLUS BOND IS ON 05/07/2021 AT 12.12	28,217.15	28,589.59 27,752.71	372.44- 464.44
TOTAL 297,234.967 SHS			3,734,778.56	3,650,360.78 3,538,135.80	84,417.78 196,642.76
TOTAL MUTUAL FUND - FIXED INCOME			16,562,049.01	16,226,586.36 15,548,608.86	335,462.65 1,013,440.15
MUTUAL FUND - DOMESTIC EQUITY					
ALGER FUNDS MID CAP FOCUS - Z					
10/08/2020	10/09/2020	SOLD 2,079.476 SHS ALGER FUNDS MID CAP FOCUS - Z ON 10/08/2020 AT 16.11	33,500.36	30,152.40 30,152.40	3,347.96 3,347.96
10/26/2020	10/27/2020	SOLD 269.495 SHS ALGER FUNDS MID CAP FOCUS - Z ON 10/26/2020 AT 16.03	4,320.00	3,907.68 3,907.68	412.32 412.32
11/06/2020	11/09/2020	SOLD 1,465.582 SHS ALGER FUNDS MID CAP FOCUS - Z ON 11/06/2020 AT 17.07	25,017.49	21,250.94 21,250.94	3,766.55 3,766.55
12/08/2020	12/09/2020	SOLD 6,452.027 SHS ALGER FUNDS MID CAP FOCUS - Z ON 12/08/2020 AT 18.47	119,168.94	93,554.39 93,554.39	25,614.55 25,614.55
01/28/2021	01/29/2021	SOLD 3,461.582 SHS ALGER FUNDS MID CAP FOCUS - Z ON 01/28/2021 AT 19.81	68,573.94	50,381.38 50,381.38	18,192.56 18,192.56
02/05/2021	02/08/2021	SOLD 1,755.328 SHS ALGER FUNDS MID CAP FOCUS - Z ON 02/05/2021 AT 22.04	38,687.44	25,547.81 25,547.81	13,139.63 13,139.63



Statement Period
Account Number

07/01/2020 through 06/30/2021
115150000750
BENEFIT TRUST COMPANY
AS TRUSTEE FOR
ORANGE UNIFIED SCHOOL DISTRICT
LONG TERM INVESTMENT FUND
PUBLIC ENTITY INVESTMENT TRUST

Schedule Of Sales

TRADE DATE	SETTLMT DATE	DESCRIPTION	PROCEEDS	MKT / COST BASIS	MKT / COST GAIN / LOSS
02/11/2021	02/12/2021	SOLD 75.955 SHS ALGER FUNDS MID CAP FOCUS - Z ON 02/11/2021 AT 23.04	1,750.00	1,105.48 1,105.48	644.52 644.52
TOTAL 15,559.445 SHS			291,018.17	225,900.08 225,900.08	65,118.09 65,118.09
ALGER FUNDS SMALL CAP FOCUS Z					
09/03/2020	09/04/2020	SOLD 1,677.417 SHS ALGER FUNDS SMALL CAP FOCUS Z ON 09/03/2020 AT 27.24	45,692.84	43,562.52 20,733.28	2,130.32 24,959.56
12/08/2020	12/09/2020	SOLD 3,331.482 SHS ALGER FUNDS SMALL CAP FOCUS Z ON 12/08/2020 AT 31.55	105,108.27	86,518.60 41,178.59	18,589.67 63,929.68
01/28/2021	01/29/2021	SOLD 5,291.294 SHS ALGER FUNDS SMALL CAP FOCUS Z ON 01/28/2021 AT 34.93	184,824.89	137,414.92 65,402.74	47,409.97 119,422.15
TOTAL 10,300.193 SHS			335,626.00	267,496.04 127,314.61	68,129.96 208,311.39
ALGER FUNDS FOCUS EQUITY FUND CL Y					
12/08/2020	12/09/2020	SOLD 1,113.247 SHS ALGER FUNDS FOCUS EQUITY FUND CL Y ON 12/08/2020 AT 58.51	65,136.10	55,547.36 48,284.81	9,588.74 16,851.29
01/28/2021	01/29/2021	SOLD 340.133 SHS ALGER FUNDS FOCUS EQUITY FUND CL Y ON 01/28/2021 AT 55.88	19,006.62	17,072.94 14,983.41	1,933.68 4,023.21
04/22/2021	04/23/2021	SOLD 4,276.095 SHS ALGER FUNDS FOCUS EQUITY FUND CL Y ON 04/22/2021 AT 59.91	256,180.83	214,638.19 188,368.89	41,542.64 67,811.94
TOTAL 5,729.475 SHS			340,323.55	287,258.49 251,637.11	53,065.06 88,686.44



Statement Period
Account Number

07/01/2020 through 06/30/2021
115150000750
BENEFIT TRUST COMPANY
AS TRUSTEE FOR
ORANGE UNIFIED SCHOOL DISTRICT
LONG TERM INVESTMENT FUND
PUBLIC ENTITY INVESTMENT TRUST

Schedule Of Sales

TRADE DATE	SETTLMT DATE	DESCRIPTION	PROCEEDS	MKT / COST BASIS	MKT / COST GAIN / LOSS
COLUMBIA CONTRARIAN CORE					
09/03/2020	09/04/2020	SOLD 22,177.679 SHS COLUMBIA CONTRARIAN CORE ON 09/03/2020 AT 30.21	669,987.67	599,906.22 517,796.21	70,081.45 152,191.46
12/08/2020	12/09/2020	SOLD 1,375.996 SHS COLUMBIA CONTRARIAN CORE ON 12/08/2020 AT 32.96	45,352.84	37,220.69 32,126.24	8,132.15 13,226.60
01/28/2021	01/29/2021	SOLD 925.124 SHS COLUMBIA CONTRARIAN CORE ON 01/28/2021 AT 31.31	28,965.63	25,246.18 22,070.38	3,719.45 6,895.25
03/05/2021	03/08/2021	SOLD 562.283 SHS COLUMBIA CONTRARIAN CORE ON 03/05/2021 AT 32.54	18,296.70	15,344.43 13,414.20	2,952.27 4,882.50
04/08/2021	04/09/2021	SOLD 32.603 SHS COLUMBIA CONTRARIAN CORE ON 04/08/2021 AT 34.51	1,125.12	889.72 777.80	235.40 347.32
04/22/2021	04/23/2021	SOLD 8,001.432 SHS COLUMBIA CONTRARIAN CORE ON 04/22/2021 AT 34.66	277,329.65	218,355.18 190,887.56	58,974.47 86,442.09
TOTAL 33,075.117 SHS			1,041,057.61	896,962.42 777,072.39	144,095.19 263,985.22
OAKMARK SELECT FUND-INSTITUTIONAL					
09/03/2020	09/04/2020	SOLD 50,953.128 SHS OAKMARK SELECT FUND-INSTITUTIONAL ON 09/03/2020 AT 40.27	2,051,882.46	1,839,407.92 2,167,673.86	212,474.54 115,791.40-
09/16/2020	09/17/2020	SOLD .5 SHS OAKMARK SELECT FUND-INSTITUTIONAL ON 09/16/2020 AT 39.88	19.94	18.05 21.27	1.89 1.33-
TOTAL 50,953.628 SHS			2,051,902.40	1,839,425.97 2,167,695.13	212,476.43 115,792.73-



Statement Period
Account Number

07/01/2020 through 06/30/2021
115150000750
BENEFIT TRUST COMPANY
AS TRUSTEE FOR
ORANGE UNIFIED SCHOOL DISTRICT
LONG TERM INVESTMENT FUND
PUBLIC ENTITY INVESTMENT TRUST

Schedule Of Sales

TRADE DATE	SETTLMT DATE	DESCRIPTION	PROCEEDS	MKT / COST BASIS	MKT / COST GAIN / LOSS
OAKMARK INTERNATIONAL INST.					
09/03/2020	09/04/2020	SOLD 4,178.186 SHS OAKMARK INTERNATIONAL INST. ON 09/03/2020 AT 20.89	87,282.31	80,221.17 113,188.38	7,061.14 25,906.07-
12/07/2020	12/08/2020	SOLD 604.96 SHS OAKMARK INTERNATIONAL INST. ON 12/07/2020 AT 25.73	15,565.62	11,615.23 16,388.56	3,950.39 822.94-
12/08/2020	12/09/2020	SOLD 5,035.99 SHS OAKMARK INTERNATIONAL INST. ON 12/08/2020 AT 25.63	129,072.42	96,691.01 136,426.57	32,381.41 7,354.15-
01/08/2021	01/11/2021	SOLD 252.093 SHS OAKMARK INTERNATIONAL INST. ON 01/08/2021 AT 27.00	6,806.51	4,848.87 6,826.98	1,957.64 20.47-
04/22/2021	04/23/2021	SOLD 3,339.788 SHS OAKMARK INTERNATIONAL INST. ON 04/22/2021 AT 28.89	96,486.47	64,239.04 90,445.47	32,247.43 6,041.00
05/05/2021	05/06/2021	SOLD 115.707 SHS OAKMARK INTERNATIONAL INST. ON 05/05/2021 AT 29.42	3,404.09	2,225.56 3,133.48	1,178.53 270.61
06/08/2021	06/09/2021	SOLD 547.106 SHS OAKMARK INTERNATIONAL INST. ON 06/08/2021 AT 31.25	17,097.05	10,523.29 14,816.29	6,573.76 2,280.76
TOTAL 14,073.83 SHS			355,714.47	270,364.17 381,225.73	85,350.30 25,511.26-
JOHN HANCOCK INTERNATIONAL GROWTH R6					
12/08/2020	12/09/2020	SOLD 1,788.968 SHS JOHN HANCOCK INTERNATIONAL GROWTH R6 ON 12/08/2020 AT 35.77	63,991.39	53,289.41 51,497.61	10,701.98 12,493.78



Statement Period
Account Number

07/01/2020 through 06/30/2021
115150000750
**BENEFIT TRUST COMPANY
AS TRUSTEE FOR
ORANGE UNIFIED SCHOOL DISTRICT
LONG TERM INVESTMENT FUND
PUBLIC ENTITY INVESTMENT TRUST**

Schedule Of Sales

TRADE DATE	SETTLMT DATE	DESCRIPTION	PROCEEDS	MKT / COST BASIS	MKT / COST GAIN / LOSS
01/08/2021	01/11/2021	SOLD 57.873 SHS JOHN HANCOCK INTERNATIONAL GROWTH R6 ON 01/08/2021 AT 37.65	2,178.90	1,725.02 1,667.23	453.88 511.67
01/28/2021	01/29/2021	SOLD 2,888.356 SHS JOHN HANCOCK INTERNATIONAL GROWTH R6 ON 01/28/2021 AT 38.00	109,757.54	86,093.16 83,208.94	23,664.38 26,548.60
04/22/2021	04/23/2021	SOLD 1,944.394 SHS JOHN HANCOCK INTERNATIONAL GROWTH R6 ON 04/22/2021 AT 39.54	76,881.32	57,956.51 56,014.90	18,924.81 20,866.42
TOTAL 6,679.591 SHS			252,809.15	199,064.10 192,388.68	53,745.05 60,420.47
CLEARBRIDGE SELECT - IS					
12/08/2020	12/09/2020	SOLD 3,669.267 SHS CLEARBRIDGE SELECT - IS ON 12/08/2020 AT 46.89	172,051.93	149,926.25 149,926.25	22,125.68 22,125.68
01/28/2021	01/29/2021	SOLD 1,327.61 SHS CLEARBRIDGE SELECT - IS ON 01/28/2021 AT 49.68	65,955.66	54,246.15 54,246.15	11,709.51 11,709.51
04/22/2021	04/23/2021	SOLD 2,661.344 SHS CLEARBRIDGE SELECT - IS ON 04/22/2021 AT 53.08	141,264.12	108,742.52 108,742.52	32,521.60 32,521.60
TOTAL 7,658.221 SHS			379,271.71	312,914.92 312,914.92	66,356.79 66,356.79
PRUDENTIAL JENNISON GLOBAL OPPS Q					
11/06/2020	11/09/2020	SOLD 289.642 SHS PRUDENTIAL JENNISON GLOBAL OPPS Q ON 11/06/2020 AT 43.89	12,712.38	11,692.85 11,692.85	1,019.53 1,019.53
12/08/2020	12/09/2020	SOLD 3,554.435 SHS PRUDENTIAL JENNISON GLOBAL OPPS Q ON 12/08/2020 AT 46.13	163,966.09	143,492.54 143,492.54	20,473.55 20,473.55



Statement Period
Account Number

07/01/2020 through 06/30/2021
115150000750
BENEFIT TRUST COMPANY
AS TRUSTEE FOR
ORANGE UNIFIED SCHOOL DISTRICT
LONG TERM INVESTMENT FUND
PUBLIC ENTITY INVESTMENT TRUST

Schedule Of Sales

TRADE DATE	SETTLMT DATE	DESCRIPTION	PROCEEDS	MKT / COST BASIS	MKT / COST GAIN / LOSS
01/28/2021	01/29/2021	SOLD 1,516.752 SHS PRUDENTIAL JENNISON GLOBAL OPPS Q ON 01/28/2021 AT 47.56	72,136.72	61,344.87 61,344.87	10,791.85 10,791.85
TOTAL 5,360.829 SHS			248,815.19	216,530.26 216,530.26	32,284.93 32,284.93
THORNBURG INVESTMENT INCOME BUILDER R6					
09/03/2020	09/04/2020	SOLD 13,957.275 SHS THORNBURG INVESTMENT INCOME BUILDER R6 ON 09/03/2020 AT 19.44	271,329.43	262,536.34 276,546.40	8,793.09 5,216.97 -
12/08/2020	12/09/2020	SOLD 3,078.013 SHS THORNBURG INVESTMENT INCOME BUILDER R6 ON 12/08/2020 AT 21.57	66,392.73	57,929.49 60,972.50	8,463.24 5,420.23
01/28/2021	01/29/2021	SOLD 1,292.477 SHS THORNBURG INVESTMENT INCOME BUILDER R6 ON 01/28/2021 AT 22.08	28,537.90	24,375.98 25,634.43	4,161.92 2,903.47
04/22/2021	04/23/2021	SOLD 2,612.972 SHS THORNBURG INVESTMENT INCOME BUILDER R6 ON 04/22/2021 AT 23.33	60,960.64	49,397.17 51,914.72	11,563.47 9,045.92
05/05/2021	05/06/2021	SOLD 185.486 SHS THORNBURG INVESTMENT INCOME BUILDER R6 ON 05/05/2021 AT 23.69	4,394.16	3,506.54 3,685.25	887.62 708.91
TOTAL 21,126.223 SHS			431,614.86	397,745.52 418,753.30	33,869.34 12,861.56
UNDISCOVERED MANAGERS BEHAVIORAL VALUE R6					
12/07/2020	12/08/2020	SOLD 369.884 SHS UNDISCOVERED MANAGERS BEHAVIORAL VALUE R6 ON 12/07/2020 AT 63.65	23,543.11	16,715.44 21,321.82	6,827.67 2,221.29



Statement Period
Account Number

07/01/2020 through 06/30/2021
115150000750
BENEFIT TRUST COMPANY
AS TRUSTEE FOR
ORANGE UNIFIED SCHOOL DISTRICT
LONG TERM INVESTMENT FUND
PUBLIC ENTITY INVESTMENT TRUST

Schedule Of Sales

TRADE DATE	SETTLMT DATE	DESCRIPTION	PROCEEDS	MKT / COST BASIS	MKT / COST GAIN / LOSS
12/08/2020	12/09/2020	SOLD 3,840.321 SHS UNDISCOVERED MANAGERS BEHAVIORAL VALUE R6 ON 12/08/2020 AT 63.83	245,127.67	173,548.09 221,373.86	71,579.58 23,753.81
01/28/2021	01/29/2021	SOLD 850.507 SHS UNDISCOVERED MANAGERS BEHAVIORAL VALUE R6 ON 01/28/2021 AT 67.50	57,409.20	38,588.28 49,074.59	18,820.92 8,334.61
04/22/2021	04/23/2021	SOLD 2,583.756 SHS UNDISCOVERED MANAGERS BEHAVIORAL VALUE R6 ON 04/22/2021 AT 79.70	205,925.36	117,227.38 149,083.73	88,697.98 56,841.63
05/05/2021	05/06/2021	SOLD 270.436 SHS UNDISCOVERED MANAGERS BEHAVIORAL VALUE R6 ON 05/05/2021 AT 83.76	22,651.69	12,269.93 15,604.26	10,381.76 7,047.43
TOTAL 7,914.904 SHS			554,657.03	358,349.12 456,458.26	196,307.91 98,198.77
TOTAL MUTUAL FUND - DOMESTIC EQUITY			6,282,810.14	5,272,011.09 5,527,890.47	1,010,799.05 754,919.67
MUTUAL FUND - INTERNATIONAL EQUITY					
GOLDMAN SACHS TR II GQG PARTNRS R6					
01/28/2021	01/29/2021	SOLD 263.357 SHS GOLDMAN SACHS TR II GQG PARTNRS R6 ON 01/28/2021 AT 18.03	4,748.33	4,157.19 3,882.77	591.14 865.56
04/22/2021	04/23/2021	SOLD 5,584.701 SHS GOLDMAN SACHS TR II GQG PARTNRS R6 ON 04/22/2021 AT 18.98	105,997.63	88,156.65 82,337.27	17,840.98 23,660.36
05/05/2021	05/06/2021	SOLD 207.072 SHS GOLDMAN SACHS TR II GQG PARTNRS R6 ON 05/05/2021 AT 19.22	3,979.92	3,268.71 3,052.94	711.21 926.98
06/08/2021	06/09/2021	SOLD 310.945 SHS GOLDMAN SACHS TR II GQG PARTNRS R6 ON 06/08/2021 AT 20.08	6,243.78	4,908.39 4,584.37	1,335.39 1,659.41



Statement Period
Account Number

07/01/2020 through 06/30/2021
115150000750
BENEFIT TRUST COMPANY
AS TRUSTEE FOR
ORANGE UNIFIED SCHOOL DISTRICT
LONG TERM INVESTMENT FUND
PUBLIC ENTITY INVESTMENT TRUST

Schedule Of Sales

TRADE DATE	SETTLMT DATE	DESCRIPTION	PROCEEDS	MKT / COST BASIS	MKT / COST GAIN / LOSS
TOTAL 6,366.075 SHS			120,969.66	100,490.94 93,857.35	20,478.72 27,112.31
HARTFORD INTERNATIONAL VALUE - Y					
09/03/2020	09/04/2020	SOLD 13,005.015 SHS HARTFORD INTERNATIONAL VALUE - Y ON 09/03/2020 AT 12.29	159,831.64	151,508.43 183,375.24	8,323.21 23,543.60 -
12/08/2020	12/09/2020	SOLD 6,192.968 SHS HARTFORD INTERNATIONAL VALUE - Y ON 12/08/2020 AT 14.29	88,497.51	72,148.08 87,323.01	16,349.43 1,174.50
01/08/2021	01/11/2021	SOLD 828.608 SHS HARTFORD INTERNATIONAL VALUE - Y ON 01/08/2021 AT 14.96	12,395.97	9,696.45 11,685.51	2,699.52 710.46
01/28/2021	01/29/2021	SOLD 728.201 SHS HARTFORD INTERNATIONAL VALUE - Y ON 01/28/2021 AT 14.50	10,558.92	8,521.48 10,269.51	2,037.44 289.41
04/22/2021	04/23/2021	SOLD 5,944.516 SHS HARTFORD INTERNATIONAL VALUE - Y ON 04/22/2021 AT 16.02	95,231.15	69,563.31 83,833.01	25,667.84 11,398.14
05/05/2021	05/06/2021	SOLD 394.947 SHS HARTFORD INTERNATIONAL VALUE - Y ON 05/05/2021 AT 16.48	6,508.72	4,621.71 5,569.77	1,887.01 938.95
06/08/2021	06/09/2021	SOLD 866.158 SHS HARTFORD INTERNATIONAL VALUE - Y ON 06/08/2021 AT 17.44	15,105.79	10,135.87 12,215.06	4,969.92 2,890.73
TOTAL 27,960.413 SHS			388,129.70	326,195.33 394,271.11	61,934.37 6,141.41 -
AMERICAN FUNDS NEW PERSPECTIVE F2					
12/08/2020	12/09/2020	SOLD 1,675.544 SHS AMERICAN FUNDS NEW PERSPECTIVE F2 ON 12/08/2020 AT 61.25	102,627.06	80,555.97 66,664.77	22,071.09 35,962.29

Statement Period
Account Number

07/01/2020 through 06/30/2021
115150000750
BENEFIT TRUST COMPANY
AS TRUSTEE FOR
ORANGE UNIFIED SCHOOL DISTRICT
LONG TERM INVESTMENT FUND
PUBLIC ENTITY INVESTMENT TRUST

Schedule Of Sales

TRADE DATE	SETTLMT DATE	DESCRIPTION	PROCEEDS	MKT / COST BASIS	MKT / COST GAIN / LOSS
01/08/2021	01/11/2021	SOLD 229.497 SHS AMERICAN FUNDS NEW PERSPECTIVE F2 ON 01/08/2021 AT 62.67	14,382.55	11,143.60 9,321.23	3,238.95 5,061.32
01/28/2021	01/29/2021	SOLD 1,012.98 SHS AMERICAN FUNDS NEW PERSPECTIVE F2 ON 01/28/2021 AT 61.38	62,176.74	49,186.87 41,143.12	12,989.87 21,033.62
04/22/2021	04/23/2021	SOLD 1,583.722 SHS AMERICAN FUNDS NEW PERSPECTIVE F2 ON 04/22/2021 AT 64.26	101,770.00	76,900.16 64,324.34	24,869.84 37,445.66
TOTAL 4,501.743 SHS			280,956.35	217,786.60 181,453.46	63,169.75 99,502.89
AMERICAN FUNDS NEW WORLD F2					
09/03/2020	09/04/2020	SOLD 8,098.223 SHS AMERICAN FUNDS NEW WORLD F2 ON 09/03/2020 AT 75.30	609,796.18	552,055.86 482,873.44	57,740.32 126,922.74
12/08/2020	12/09/2020	SOLD 430.965 SHS AMERICAN FUNDS NEW WORLD F2 ON 12/08/2020 AT 85.02	36,640.62	29,378.88 25,697.19	7,261.74 10,943.43
01/08/2021	01/11/2021	SOLD 39.265 SHS AMERICAN FUNDS NEW WORLD F2 ON 01/08/2021 AT 89.77	3,524.80	2,679.27 2,345.02	845.53 1,179.78
01/28/2021	01/29/2021	SOLD 407.845 SHS AMERICAN FUNDS NEW WORLD F2 ON 01/28/2021 AT 89.09	36,334.92	27,829.54 24,357.68	8,505.38 11,977.24
04/22/2021	04/23/2021	SOLD 276.004 SHS AMERICAN FUNDS NEW WORLD F2 ON 04/22/2021 AT 90.97	25,108.05	18,833.29 16,483.76	6,274.76 8,624.29
05/05/2021	05/06/2021	SOLD 48.767 SHS AMERICAN FUNDS NEW WORLD F2 ON 05/05/2021 AT 91.57	4,465.63	3,327.64 2,912.51	1,137.99 1,553.12
TOTAL 9,301.069 SHS			715,870.20	634,104.48 554,669.60	81,765.72 161,200.60

Statement Period
Account Number

07/01/2020 through 06/30/2021
115150000750
BENEFIT TRUST COMPANY
AS TRUSTEE FOR
ORANGE UNIFIED SCHOOL DISTRICT
LONG TERM INVESTMENT FUND
PUBLIC ENTITY INVESTMENT TRUST

Schedule Of Sales

TRADE DATE	SETTLMT DATE	DESCRIPTION	PROCEEDS	MKT / COST BASIS	MKT / COST GAIN / LOSS
TOTAL MUTUAL FUND - INTERNATIONAL EQUITY			1,505,925.91	1,278,577.35 1,224,251.52	227,348.56 281,674.39
MUTUAL FUND - REAL ESTATE					
COHEN AND STEERS REAL ESTATE SECURITIES - Z					
09/03/2020	09/04/2020	SOLD 12,755.924 SHS COHEN AND STEERS REAL ESTATE SECURITIES - Z ON 09/03/2020 AT 15.46	197,206.59	186,108.93 210,945.78	11,097.66 13,739.19-
12/08/2020	12/09/2020	SOLD 3,109.908 SHS COHEN AND STEERS REAL ESTATE SECURITIES - Z ON 12/08/2020 AT 16.23	50,473.80	45,380.36 51,397.75	5,093.44 923.95-
01/28/2021	01/29/2021	SOLD 1,509.117 SHS COHEN AND STEERS REAL ESTATE SECURITIES - Z ON 01/28/2021 AT 16.35	24,674.06	22,045.66 24,927.62	2,628.40 253.56-
03/05/2021	03/08/2021	SOLD 1.136 SHS COHEN AND STEERS REAL ESTATE SECURITIES - Z ON 03/05/2021 AT 16.59	18.84	16.60 18.76	2.24 0.08
04/08/2021	04/09/2021	SOLD 2,055.558 SHS COHEN AND STEERS REAL ESTATE SECURITIES - Z ON 04/08/2021 AT 17.94	36,876.71	30,055.79 33,963.22	6,820.92 2,913.49
04/22/2021	04/23/2021	SOLD 13,357.375 SHS COHEN AND STEERS REAL ESTATE SECURITIES - Z ON 04/22/2021 AT 18.65	249,115.05	195,307.77 220,698.91	53,807.28 28,416.14
05/05/2021	05/06/2021	SOLD 1,556.175 SHS COHEN AND STEERS REAL ESTATE SECURITIES - Z ON 05/05/2021 AT 18.57	28,898.17	22,753.95 25,712.10	6,144.22 3,186.07
06/24/2021	06/25/2021	SOLD 40.086 SHS COHEN AND STEERS REAL ESTATE SECURITIES - Z ON 06/24/2021 AT 19.72	790.49	586.13 662.33	204.36 128.16
TOTAL 34,385.279 SHS			588,053.71	502,255.19 568,326.47	85,798.52 19,727.24



Statement Period
Account Number

07/01/2020 through 06/30/2021
115150000750
BENEFIT TRUST COMPANY
AS TRUSTEE FOR
ORANGE UNIFIED SCHOOL DISTRICT
LONG TERM INVESTMENT FUND
PUBLIC ENTITY INVESTMENT TRUST

Schedule Of Sales

TRADE DATE	SETTLMT DATE	DESCRIPTION	PROCEEDS	MKT / COST BASIS	MKT / COST GAIN / LOSS
		PRUDENTIAL FUNDS GLOBAL REAL ESTATE CL Q			
12/08/2020	12/09/2020	SOLD 698.165 SHS PRUDENTIAL FUNDS GLOBAL REAL ESTATE CL Q ON 12/08/2020 AT 22.43	15,659.83	15,092.45 15,092.45	567.38 567.38
01/28/2021	01/29/2021	SOLD 115.226 SHS PRUDENTIAL FUNDS GLOBAL REAL ESTATE CL Q ON 01/28/2021 AT 22.57	2,600.65	2,491.19 2,491.19	109.46 109.46
03/05/2021	03/08/2021	SOLD 859.56 SHS PRUDENTIAL FUNDS GLOBAL REAL ESTATE CL Q ON 03/05/2021 AT 23.37	20,087.92	18,583.74 18,583.74	1,504.18 1,504.18
04/22/2021	04/23/2021	SOLD 2,193.778 SHS PRUDENTIAL FUNDS GLOBAL REAL ESTATE CL Q ON 04/22/2021 AT 25.05	54,954.15	47,443.12 47,443.12	7,511.03 7,511.03
05/05/2021	05/06/2021	SOLD 313.731 SHS PRUDENTIAL FUNDS GLOBAL REAL ESTATE CL Q ON 05/05/2021 AT 24.94	7,824.46	6,784.82 6,784.82	1,039.64 1,039.64
06/24/2021	06/25/2021	SOLD 43.805 SHS PRUDENTIAL FUNDS GLOBAL REAL ESTATE CL Q ON 06/24/2021 AT 26.47	1,159.51	947.34 947.34	212.17 212.17
		TOTAL 4,224.265 SHS	102,286.52	91,342.66 91,342.66	10,943.86 10,943.86
		TOTAL MUTUAL FUND - REAL ESTATE	690,340.23	593,597.85 659,669.13	96,742.38 30,671.10
		TOTAL SALES	25,041,125.29	23,370,772.65 22,960,419.98	1,670,352.64 2,080,705.31

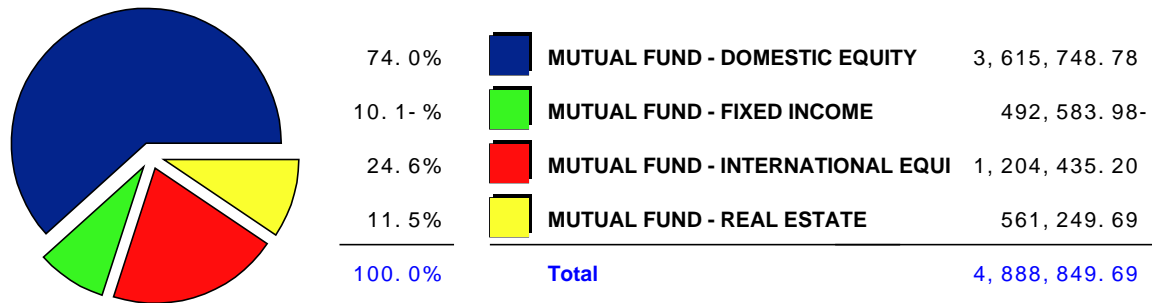


Statement Period
Account Number

07/01/2020 through 06/30/2021
115150000750
BENEFIT TRUST COMPANY
AS TRUSTEE FOR
ORANGE UNIFIED SCHOOL DISTRICT
LONG TERM INVESTMENT FUND
PUBLIC ENTITY INVESTMENT TRUST

Schedule Of Unrealized Gains & Losses

Unrealized Gains & Losses Allocation



Unrealized Gains & Losses Schedule

DESCRIPTION	UNITS	BEGINNING MKT / COST	ENDING MKT VALUE	GAIN / LOSS MKT / COST
MUTUAL FUND - FIXED INCOME				
BLACKROCK TOTAL RETURN - K	1,822,557.273	22,552,689.91 21,633,044.99	21,888,912.85	663,777.06 - 255,867.86
GUGGENHEIM INVESTMENTS FDS TR MACRO OPPTY R6	398,384.166	10,509,472.29 10,509,472.29	10,907,758.47	398,286.18 398,286.18
GUGGENHEIM INVESTMENTS INVESTMENT GRADE BOND FUND	1,093,580.912	21,999,683.97 20,397,199.32	22,024,719.57	25,035.60 1,627,520.25



Statement Period
Account Number

07/01/2020 through 06/30/2021
115150000750
BENEFIT TRUST COMPANY
AS TRUSTEE FOR
ORANGE UNIFIED SCHOOL DISTRICT
LONG TERM INVESTMENT FUND
PUBLIC ENTITY INVESTMENT TRUST

Schedule Of Unrealized Gains & Losses

DESCRIPTION	UNITS	BEGINNING MKT / COST	ENDING MKT VALUE	GAIN / LOSS MKT / COST
PRUDENTIAL GBL TOTL RTRN FD INC PGIM TTL R6	1,574,489.006	10,835,146.29 11,093,342.11	10,926,953.70	91,807.41 166,388.41 -
PRUDENTIAL FUNDS TOTAL RETURN BOND CL R6	1,498,738.208	22,056,495.97 21,684,934.87	22,016,464.28	40,031.69 - 331,529.41
WESTERN ASSET CORE PLUS BOND IS	1,808,910.66	22,209,812.51 21,566,362.33	21,905,908.09	303,904.42 - 339,545.76
TOTAL MUTUAL FUND - FIXED INCOME		110,163,300.94 106,884,355.91	109,670,716.96	492,583.98 - 2,786,361.05
MUTUAL FUND - DOMESTIC EQUITY				
ALGER FUNDS MID CAP FOCUS - Z	41,288.967	601,444.43 601,444.43	861,700.74	260,256.31 260,256.31
ALGER FUNDS SMALL CAP FOCUS Z	46,268.383	1,216,342.46 615,008.07	1,549,528.15	333,185.69 934,520.08
ALGER FUNDS FOCUS EQUITY FUND CL Y	42,666.442	2,141,638.06 1,879,525.70	2,702,065.77	560,427.71 822,540.07
COLUMBIA CONTRARIAN CORE	60,156.713	1,641,647.38 1,435,139.13	2,174,665.17	533,017.79 739,526.04
OAKMARK INTERNATIONAL INST.	24,495.265	471,153.39 663,361.21	726,529.56	255,376.17 63,168.35
JOHN HANCOCK INTERNATIONAL GROWTH R6	39,205.281	1,168,590.86 1,129,441.75	1,587,029.77	418,438.91 457,588.02
CLEARBRIDGE SELECT - IS	26,475.268	1,081,779.46 1,081,779.46	1,498,500.17	416,720.71 416,720.71

Statement Period
Account Number

07/01/2020 through 06/30/2021
115150000750
BENEFIT TRUST COMPANY
AS TRUSTEE FOR
ORANGE UNIFIED SCHOOL DISTRICT
LONG TERM INVESTMENT FUND
PUBLIC ENTITY INVESTMENT TRUST

Schedule Of Unrealized Gains & Losses

DESCRIPTION	UNITS	BEGINNING MKT / COST	ENDING MKT VALUE	GAIN / LOSS MKT / COST
PRUDENTIAL JENNISON GLOBAL OPPS Q	33,321.608	1,347,991.51 1,347,991.51	1,627,427.33	279,435.82 279,435.82
THORNBURG INVESTMENT INCOME BUILDER R6	31,293.418	593,489.77 623,258.46	735,708.26	142,218.49 112,449.80
UNDISCOVERED MANAGERS BEHAVIORAL VALUE R6	11,292.182	512,336.63 651,563.30	929,007.81	416,671.18 277,444.51
TOTAL MUTUAL FUND - DOMESTIC EQUITY		10,776,413.95 10,028,513.02	14,392,162.73	3,615,748.78 4,363,649.71
MUTUAL FUND - INTERNATIONAL EQUITY				
GOLDMAN SACHS TR II GQG PARTNRS R6	80,910.274	1,277,199.82 1,192,889.44	1,603,641.63	326,441.81 410,752.19
HARTFORD INTERNATIONAL VALUE - Y	43,864.305	513,304.37 618,599.87	730,779.32	217,474.95 112,179.45
AMERICAN FUNDS NEW PERSPECTIVE F2	23,960.315	1,163,431.54 973,170.45	1,598,153.01	434,721.47 624,982.56
AMERICAN FUNDS NEW WORLD F2	7,960.572	543,194.29 475,428.34	768,991.26	225,796.97 293,562.92
TOTAL MUTUAL FUND - INTERNATIONAL EQUITY		3,497,130.02 3,260,088.10	4,701,565.22	1,204,435.20 1,441,477.12
MUTUAL FUND - REAL ESTATE				
COHEN AND STEERS REAL ESTATE SECURITIES - Z	92,557.833	1,355,265.55 1,530,475.33	1,811,356.79	456,091.24 280,881.46



Statement Period
Account Number

07/01/2020 through 06/30/2021
115150000750
BENEFIT TRUST COMPANY
AS TRUSTEE FOR
ORANGE UNIFIED SCHOOL DISTRICT
LONG TERM INVESTMENT FUND
PUBLIC ENTITY INVESTMENT TRUST

Schedule Of Unrealized Gains & Losses

DESCRIPTION	UNITS	BEGINNING MKT / COST	ENDING MKT VALUE	GAIN / LOSS MKT / COST
PRUDENTIAL FUNDS GLOBAL REAL ESTATE CL Q	22,941.418	496,136.12 496,136.12	601,294.57	105,158.45 105,158.45
TOTAL MUTUAL FUND - REAL ESTATE		1,851,401.67 2,026,611.45	2,412,651.36	561,249.69 386,039.91
TOTAL UNREALIZED GAINS & LOSSES		126,288,246.58 122,199,568.48	131,177,096.27	4,888,849.69 8,977,527.79

Statement Period
Account Number

07/01/2020 through 06/30/2021
115150000750
BENEFIT TRUST COMPANY
AS TRUSTEE FOR
ORANGE UNIFIED SCHOOL DISTRICT
LONG TERM INVESTMENT FUND
PUBLIC ENTITY INVESTMENT TRUST

Schedule Of Reportable Transactions

PLAN NUMBER:

EIN NUMBER: 95-6004968

DESCRIPTION	PURCH/SELL PRICE EXPENSE INCURRED	COST OF ASSET	VALUE OF ASSET ON TXN DATE	NET GAIN OR LOSS
BEGINNING MARKET VALUE: 125,359,898.96				
SECURITY TRANSACTIONS EXCEEDING 5%:				
MUTUAL FUND - FIXED INCOME				
GUGGENHEIM INVESTMENTS FDS TR MACRO OPPTY R6				
PURCHASED 411,674.498 SHS ON 09/03/2020 AT 26.35	10,847,623.01	10,847,623.01	10,835,272.79	
SOLD 1,266.301 SHS ON 09/14/2020 AT 26.43	33,468.34	33,367.03	33,544.31	101.31
PURCHASED 1,529.084 SHS ON 09/30/2020 AT 26.34 FOR REINVESTMENT	40,276.07	40,276.07	40,276.07	
SOLD 167.188 SHS ON 10/08/2020 AT 26.52	4,433.82	4,405.40	4,443.86	28.42
SOLD 68.389 SHS ON 10/30/2020 AT 26.32	1,800.00	1,802.05	1,803.42	2.05-
PURCHASED 1,944.322 SHS ON 10/30/2020 AT 26.32 FOR REINVESTMENT	51,174.55	51,174.55	51,271.77	
PURCHASED 1,636.78 SHS ON 11/30/2020 AT 27.12 FOR REINVESTMENT	44,389.47	44,389.47	44,422.21	
SOLD 519.27 SHS ON 12/08/2020 AT 27.28	14,165.69	13,684.25	14,160.49	481.44
PURCHASED 1,897.26 SHS ON 12/31/2020 AT 27.49 FOR REINVESTMENT	52,155.69	52,155.69	52,079.79	
SOLD 15,422.804 SHS ON 01/28/2021 AT 27.51	424,281.34	406,514.82	423,818.65	17,766.52

TRUST EB FORMAT

Statement Period
Account Number

07/01/2020 through 06/30/2021
115150000750
BENEFIT TRUST COMPANY
AS TRUSTEE FOR
ORANGE UNIFIED SCHOOL DISTRICT
LONG TERM INVESTMENT FUND
PUBLIC ENTITY INVESTMENT TRUST

Schedule Of Reportable Transactions

PLAN NUMBER:

EIN NUMBER: 95-6004968

DESCRIPTION	PURCH/SELL PRICE EXPENSE INCURRED	COST OF ASSET	VALUE OF ASSET ON TXN DATE	NET GAIN OR LOSS
PURCHASED 1,565.407 SHS ON 01/29/2021 AT 27.48 FOR REINVESTMENT	43,017.39	43,017.39	43,080.00	
PURCHASED 1,608.156 SHS ON 02/26/2021 AT 27.47 FOR REINVESTMENT	44,176.04	44,176.04	44,304.70	
PURCHASED 1,553.533 SHS ON 03/31/2021 AT 27.25 FOR REINVESTMENT	42,333.78	42,333.78	42,411.45	
SOLD 6,701.87 SHS ON 04/22/2021 AT 27.36	183,363.17	176,729.52	183,363.16	6,633.65
PURCHASED 1,403.765 SHS ON 04/30/2021 AT 27.34 FOR REINVESTMENT	38,378.93	38,378.93	38,407.01	
SOLD 4,882.763 SHS ON 05/05/2021 AT 27.33	133,445.91	128,775.93	133,543.57	4,669.98
PURCHASED 1,328.312 SHS ON 05/28/2021 AT 27.41 FOR REINVESTMENT	36,409.03	36,409.03	36,409.03	
PURCHASED 1,271.634 SHS ON 06/30/2021 AT 27.38 FOR REINVESTMENT	34,817.33	34,817.33	34,804.62	
TOTAL	12,069,709.56	12,040,030.29	12,057,416.90	29,679.27
TOTAL MUTUAL FUND - FIXED INCOME	12,069,709.56	12,040,030.29	12,057,416.90	29,679.27
TOTAL SECURITY TRANSACTIONS EXCEEDING 5%		12,040,030.29		



Statement Period
Account Number

07/01/2020 through 06/30/2021
115150000750
BENEFIT TRUST COMPANY
AS TRUSTEE FOR
ORANGE UNIFIED SCHOOL DISTRICT
LONG TERM INVESTMENT FUND
PUBLIC ENTITY INVESTMENT TRUST

Schedule Of Reportable Transactions

PLAN NUMBER:

EIN NUMBER: 95-6004968

DESCRIPTION	PURCH/SELL PRICE EXPENSE INCURRED	COST OF ASSET	VALUE OF ASSET ON TXN DATE	NET GAIN OR LOSS
BEGINNING MARKET VALUE: 125,359,898.96				
SINGLE TRANSACTIONS EXCEEDING 5%:				
09/04/2020 PURCHASED 411,674.498 SHS GUGGENHEIM INVESTMENTS FDS TR MACRO OPPTY R6 ON 09/03/2020 AT 26.35		10,847,623.01		
TOTAL SINGLE TRANSACTIONS EXCEEDING 5%		10,847,623.01		



TRUST EB FORMAT

Statement Period
Account Number

07/01/2020 through 06/30/2021
115150000750
BENEFIT TRUST COMPANY
AS TRUSTEE FOR
ORANGE UNIFIED SCHOOL DISTRICT
LONG TERM INVESTMENT FUND
PUBLIC ENTITY INVESTMENT TRUST

Balance Sheet

	AS OF 07/01/2020		AS OF 06/30/2021	
	AVG COST VALUE	MARKET VALUE	AVG COST VALUE	MARKET VALUE
A S S E T S				
CASH	289,452.48	289,452.48	244,856.34	244,856.34
DUE FROM BROKERS	0.00	0.00	0.00	0.00
TOTAL CASH & RECEIVABLES	289,452.48	289,452.48	244,856.34	244,856.34
MUTUAL FUNDS				
MUTUAL FUND - FIXED INCOME	105,461,928.76	109,368,074.82	106,884,355.91	109,670,716.96
MUTUAL FUND - DOMESTIC EQUITY	9,190,351.65	9,733,149.67	10,028,513.02	14,392,162.73
MUTUAL FUND - INTERNATIONAL EQUI	4,159,325.68	4,450,693.43	3,260,088.10	4,701,565.22
MUTUAL FUND - REAL ESTATE	2,049,262.10	1,807,981.04	2,026,611.45	2,412,651.36
TOTAL MUTUAL FUNDS	120,860,868.19	125,359,898.96	122,199,568.48	131,177,096.27
TOTAL HOLDINGS	120,860,868.19	125,359,898.96	122,199,568.48	131,177,096.27
TOTAL ASSETS	121,150,320.67	125,649,351.44	122,444,424.82	131,421,952.61
L I A B I L I T I E S				
DUE TO BROKERS	289,452.48	289,452.48	244,856.34	244,856.34
TOTAL LIABILITIES	289,452.48	289,452.48	244,856.34	244,856.34
TOTAL NET ASSET VALUE	120,860,868.19	125,359,898.96	122,199,568.48	131,177,096.27

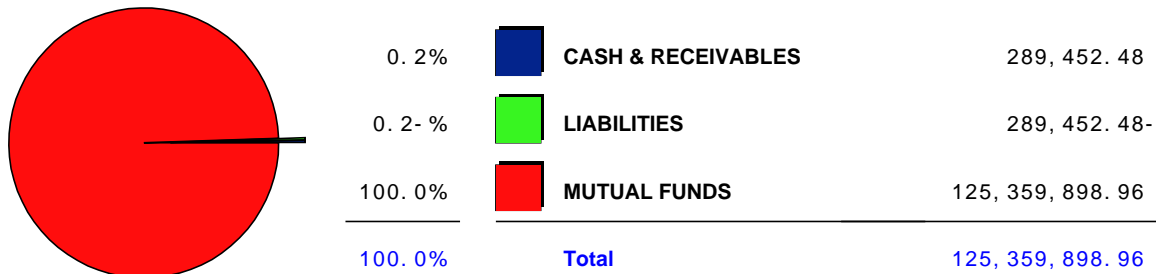


TRUST EB FORMAT

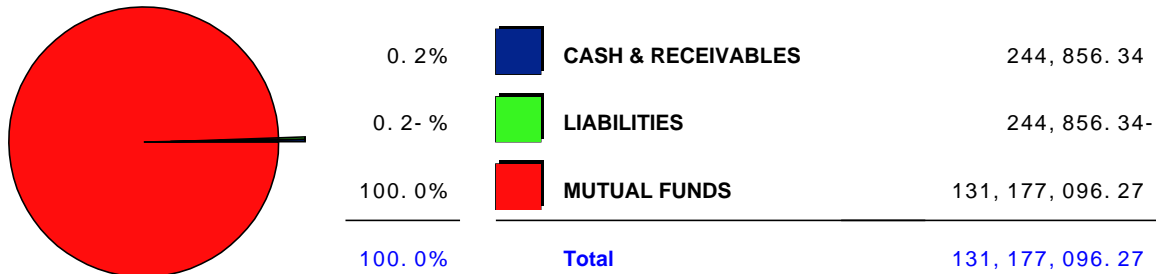
Statement Period
Account Number

07/01/2020 through 06/30/2021
115150000750
BENEFIT TRUST COMPANY
AS TRUSTEE FOR
ORANGE UNIFIED SCHOOL DISTRICT
LONG TERM INVESTMENT FUND
PUBLIC ENTITY INVESTMENT TRUST

Beginning Market Allocation



Ending Market Allocation





Statement Period
Account Number

07/01/2020 through 06/30/2021
115150000750
**BENEFIT TRUST COMPANY
AS TRUSTEE FOR
ORANGE UNIFIED SCHOOL DISTRICT
LONG TERM INVESTMENT FUND
PUBLIC ENTITY INVESTMENT TRUST**

Schedule Of Prior Period Trades Settled

DATE	DESCRIPTION	DUE FROM BROKERS	DUE TO BROKERS
07/01/2020	PURCHASED 2,497.976 SHS BLACKROCK TOTAL RETURN - K ON 06/30/2020 AT 12.39 FOR REINVESTMENT		30,949.92
07/01/2020	PURCHASED 2,837.765 SHS GUGGENHEIM INVESTMENTS INVESTMENT GRADE BOND FUND ON 06/30/2020 AT 20.11 FOR REINVESTMENT		57,067.46
07/01/2020	PURCHASED 4,568.843 SHS PRUDENTIAL GBL TOTL RTRN FD INC PGIM TTL R6 ON 06/30/2020 AT 6.86 FOR REINVESTMENT		31,342.26
07/01/2020	PURCHASED 4,353.112 SHS PRUDENTIAL FUNDS TOTAL RETURN BOND CL R6 ON 06/30/2020 AT 14.72 FOR REINVESTMENT		64,077.81
07/01/2020	PURCHASED 3,962.598 SHS WESTERN ASSET CORE PLUS BOND IS ON 06/30/2020 AT 12.28 FOR REINVESTMENT		48,660.70
07/02/2020	PURCHASED 847.072 SHS COHEN AND STEERS REAL ESTATE SECURITIES - Z ON 06/30/2020 AT 14.59 FOR REINVESTMENT		12,358.78
07/02/2020	PURCHASED 3,083.999 SHS COHEN AND STEERS REAL ESTATE SECURITIES - Z ON 06/30/2020 AT 14.59 FOR REINVESTMENT		44,995.55
	TOTAL PRIOR PERIOD TRADES SETTLED		289,452.48
	NET RECEIVABLE/PAYABLE		289,452.48 -



Statement Period
Account Number

07/01/2020 through 06/30/2021
115150000750
**BENEFIT TRUST COMPANY
AS TRUSTEE FOR
ORANGE UNIFIED SCHOOL DISTRICT
LONG TERM INVESTMENT FUND
PUBLIC ENTITY INVESTMENT TRUST**

Schedule Of Pending Trades End Of Period

DATE	DESCRIPTION	DUE FROM BROKERS	DUE TO BROKERS
07/01/2021	PURCHASED 4,033.947 SHS PRUDENTIAL GBL TOTL RTRN FD INC PGIM TTL R6 ON 06/30/2021 AT 6.94 FOR REINVESTMENT		27,995.59
07/01/2021	PURCHASED 3,285.944 SHS PRUDENTIAL FUNDS TOTAL RETURN BOND CL R6 ON 06/30/2021 AT 14.69 FOR REINVESTMENT		48,270.52
07/01/2021	PURCHASED 2,223.538 SHS GUGGENHEIM INVESTMENTS INVESTMENT GRADE BOND FUND ON 06/30/2021 AT 20.14 FOR REINVESTMENT		44,782.05
07/01/2021	PURCHASED 1,271.634 SHS GUGGENHEIM INVESTMENTS FDS TR MACRO OPPTY R6 ON 06/30/2021 AT 27.38 FOR REINVESTMENT		34,817.33
07/01/2021	PURCHASED 3,132.213 SHS BLACKROCK TOTAL RETURN - K ON 06/30/2021 AT 12.01 FOR REINVESTMENT		37,617.88
07/01/2021	PURCHASED 3,618.076 SHS WESTERN ASSET CORE PLUS BOND IS ON 06/30/2021 AT 12.11 FOR REINVESTMENT		43,814.90
07/02/2021	PURCHASED 386.207 SHS COHEN AND STEERS REAL ESTATE SECURITIES - Z ON 06/30/2021 AT 19.57 FOR REINVESTMENT		7,558.07
	TOTAL PENDING TRADES END OF PERIOD		244,856.34
	NET RECEIVABLE/PAYABLE		244,856.34 -