



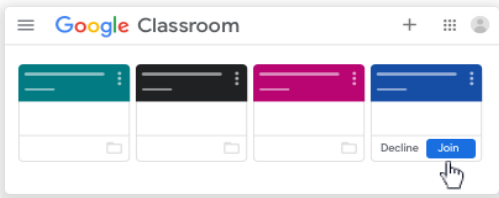






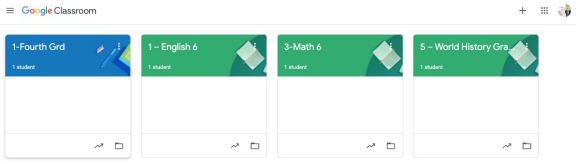
Student Accessing Google Classroom (English)

<p>Go to https://www.orangeusd.org/ and click on MyOUSD Dashboard.</p>	 
<p>Login to the dashboard. Username: 6-digit student ID Elementary password: first initial, last initial, 6-digit ID Secondary password: birthday, including zeroes <i>If you do not know your student ID, go to the bottom of this page for directions.</i></p>	<p>Username: 123456 Elementary example password for Alex Baker Ab123456 Secondary example password for Alex Baker 01272003 (January 27, 2003) <i>These are the default passwords. It will be different if it has been changed by the student.</i></p>
<p>Click on the Google folder. Click on Google Classroom.</p>	 
<p>Look to join the classroom of your student's teacher. Check the teacher name and for the current year/term</p>	
<p>Explanation Video https://bit.ly/STUgoogGC</p>	

<p>If you do not know your student ID, your parent can find it in parent portal.</p> <ol style="list-style-type: none"> 1. Go to https://www.orangeusd.org/ and click on Student/Parent Portal. 2. Parent will login to Aeries and find the Student ID. 	
--	--

Student Accessing Google Classroom (Spanish)

Teacher Accessing Google Classroom

<p>Go to https://www.orangeusd.org/ and click on MyOUSD Dashboard.</p>	
<p>Login to the dashboard using email address for OrangeUSD Username: jdoe@orangeusd.org password: (set by user)</p>	<p>Username: jdoe Password: (set by user)</p>
<p>Click on the Google folder. Click on Google Classroom.</p>	
<p>You should now see classes rostered from Aeries following this naming scheme:</p> <p>Period-Classname</p> <p>Elementary Example:</p> <ul style="list-style-type: none"> ● 1-Fourth Grd <p>Secondary Example:</p> <ul style="list-style-type: none"> ● 1-Math 6 ● 1-Wrld Hist Gr 7 ● 1 – English 6 	
<p>Explanation Video https://bit.ly/TCHgoogGC</p>	